

Form K6473  
(Supersedes K6227)

ILLUSTRATED  
LIST OF PARTS

FOR

**SINGER\***

MACHINES

Nos. 132K6 to 132K10  
and 132K12




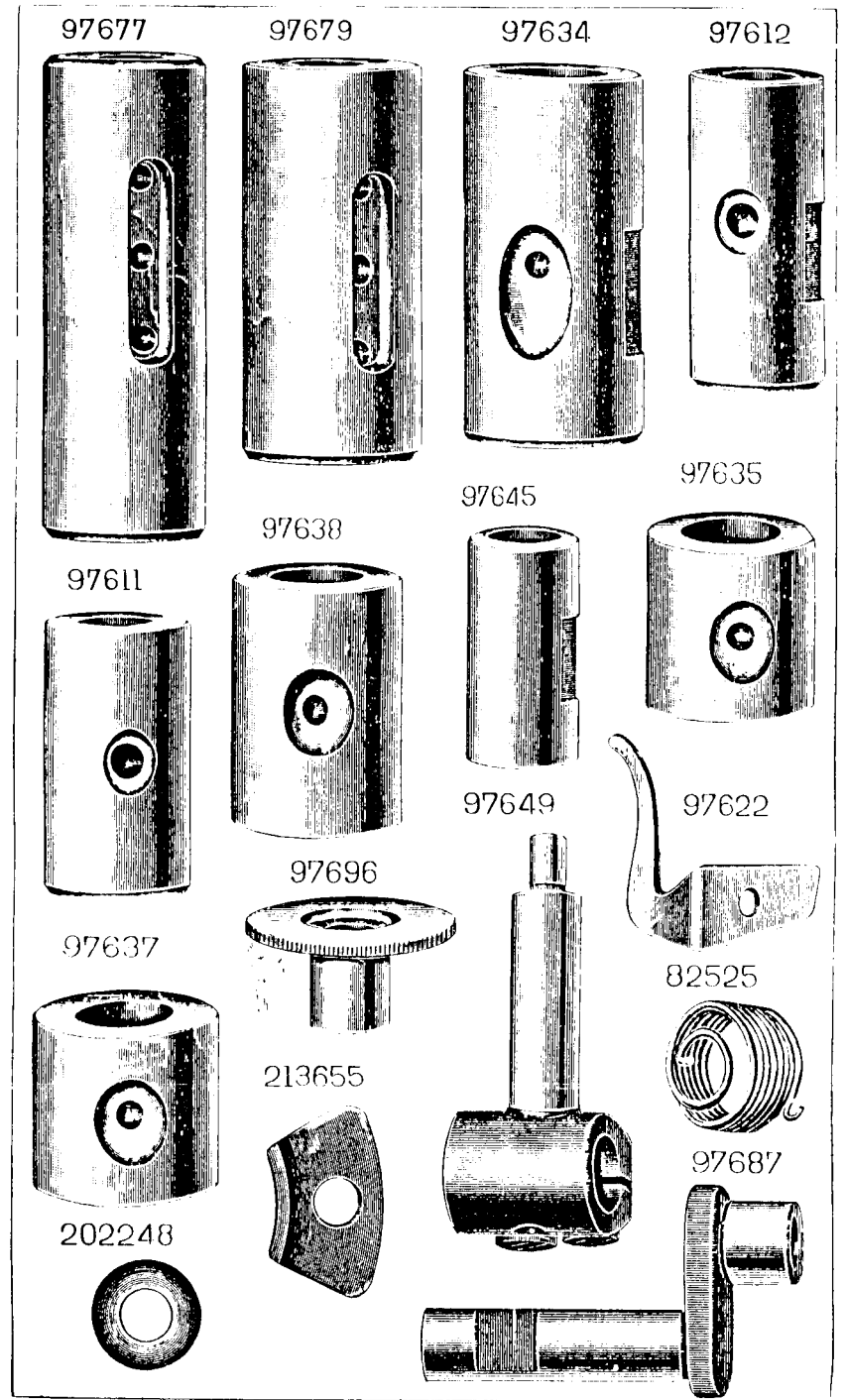
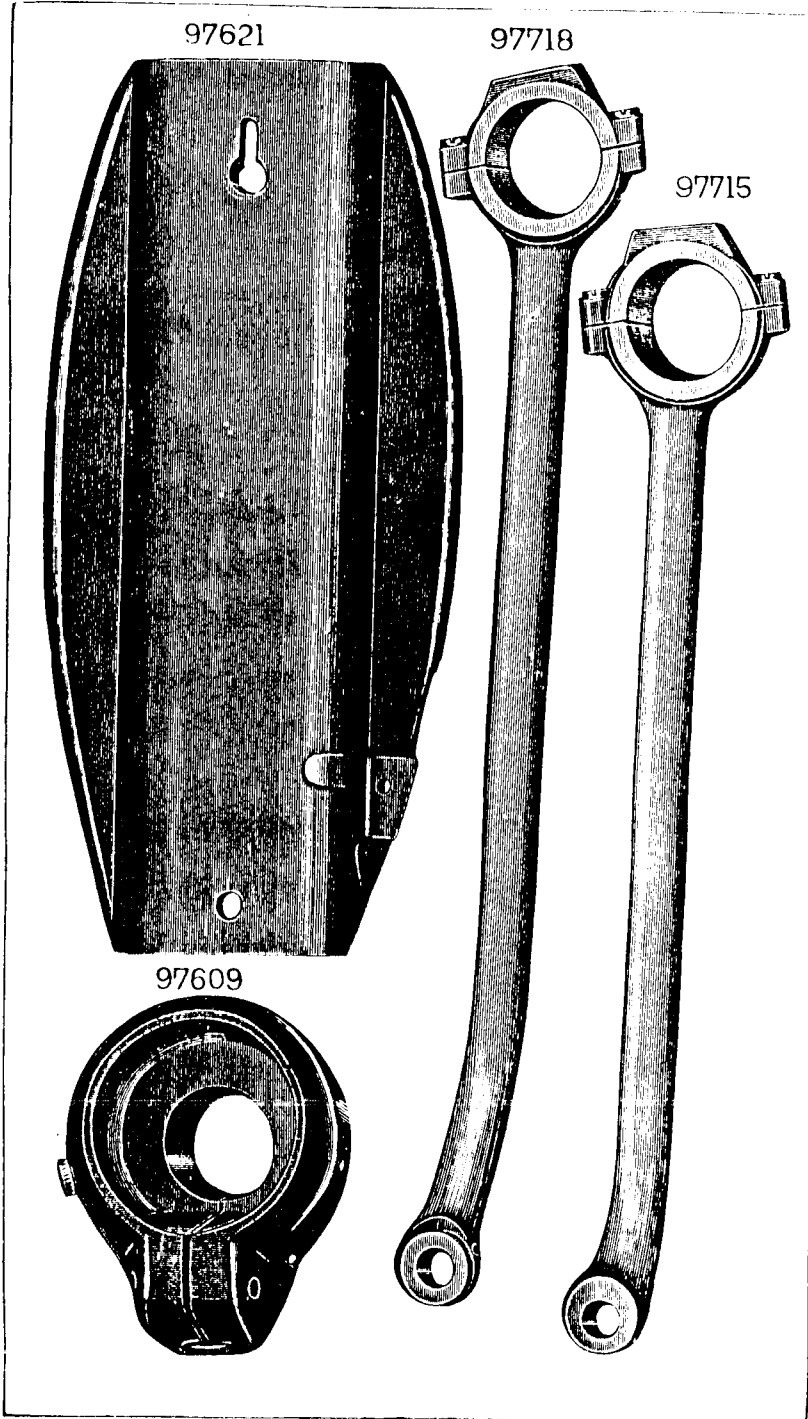
\* A Trademark of THE SINGER MANUFACTURING COMPANY

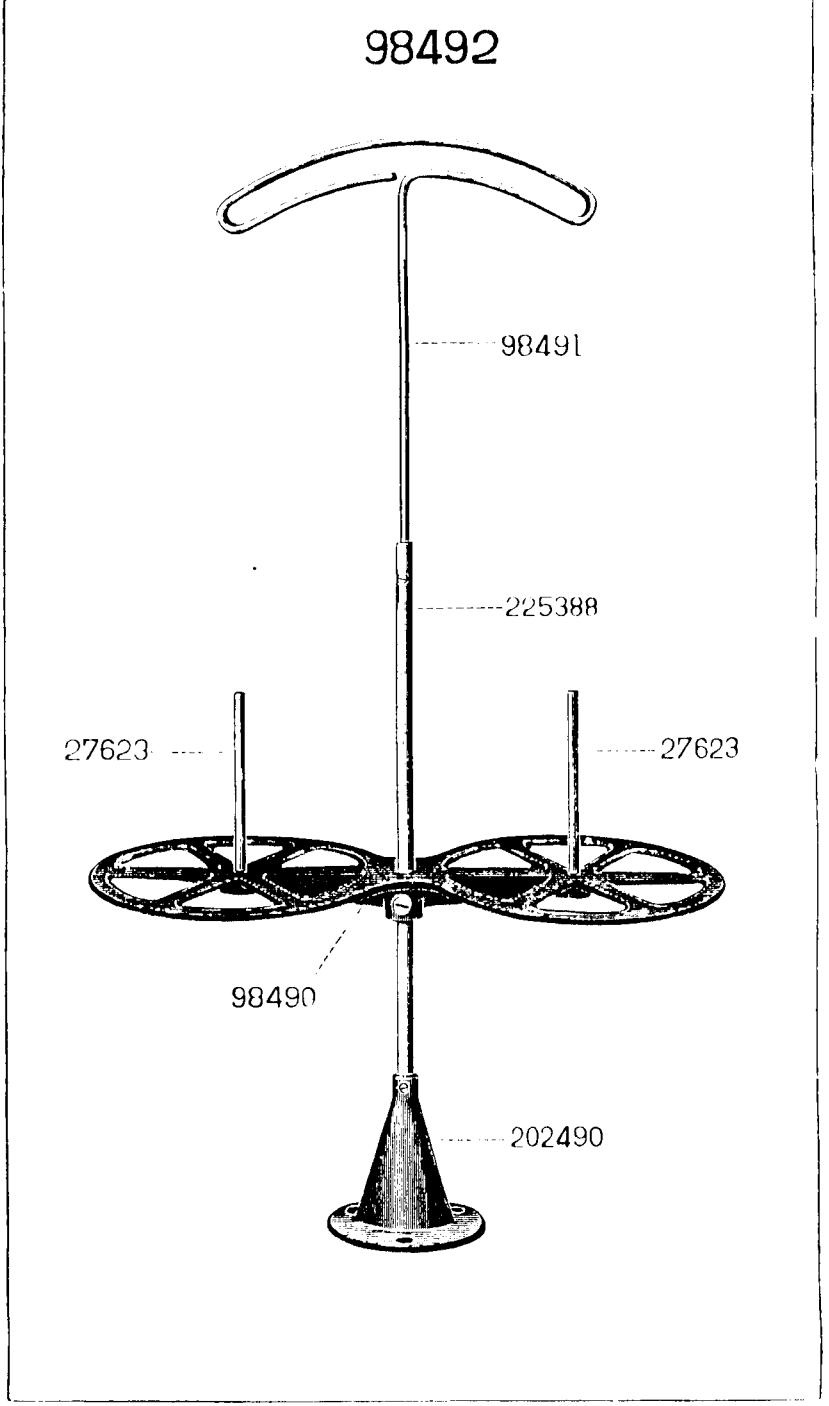
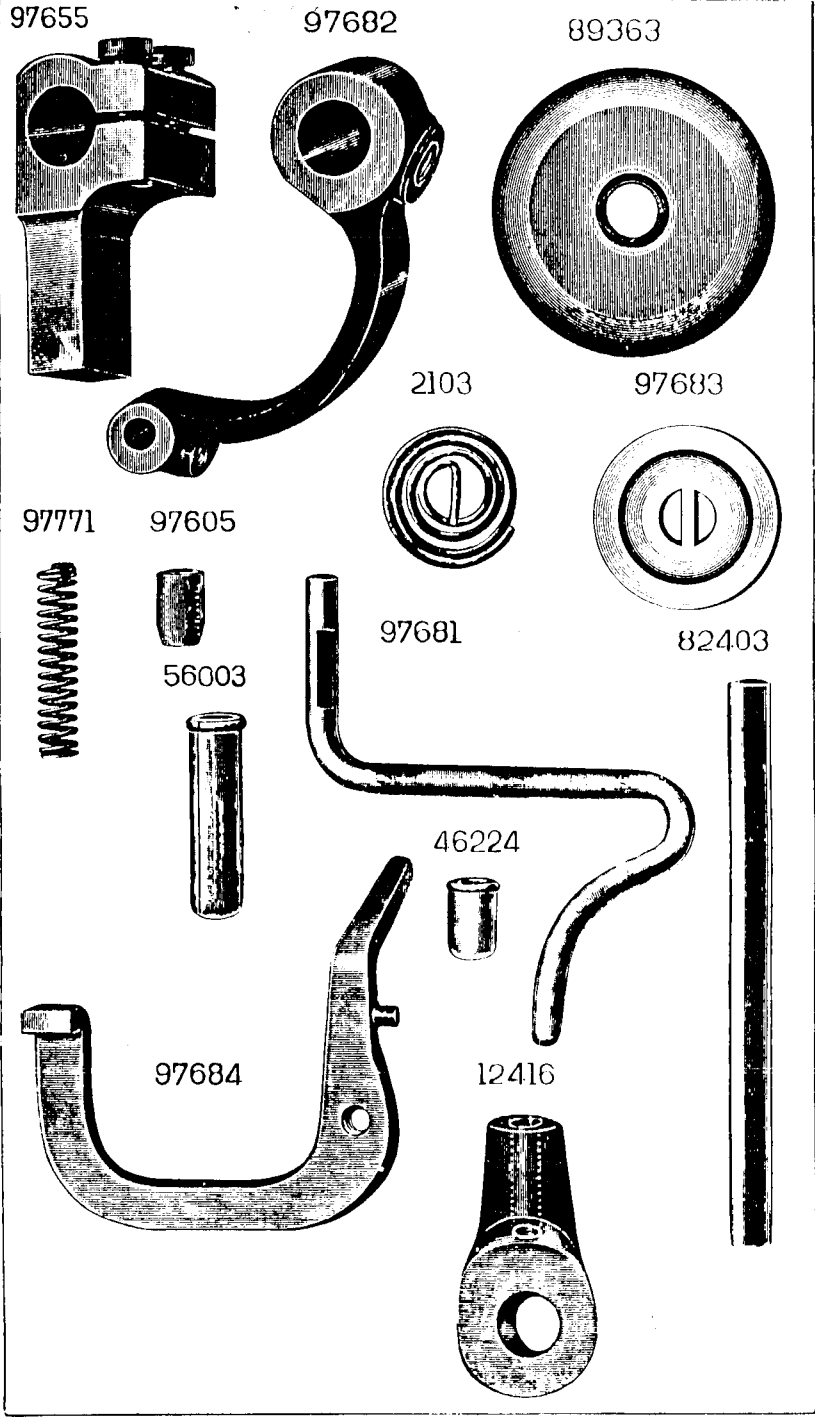
86611



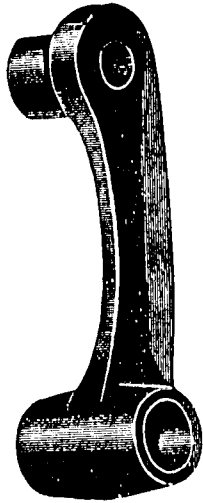
120342



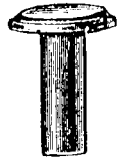




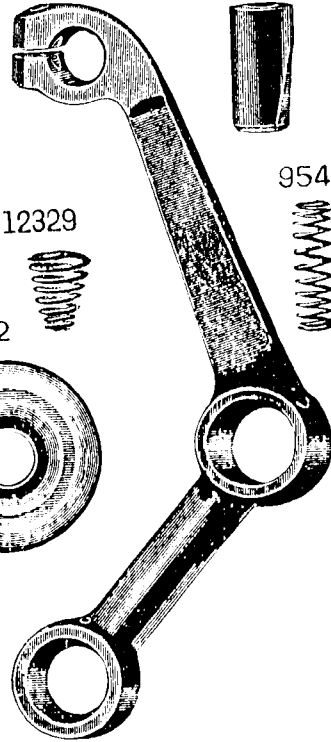
97692



97691



97689



97688



95489



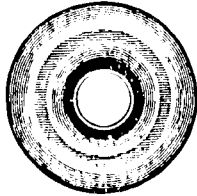
97690



12329



2102



250519




8582



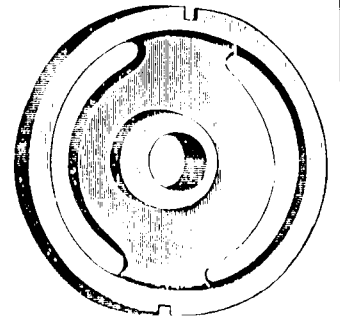
97678



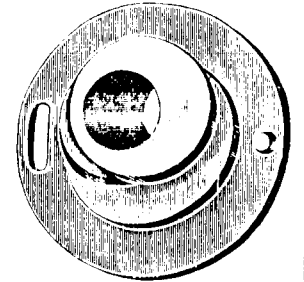
97703



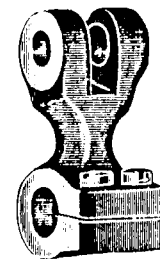
97627



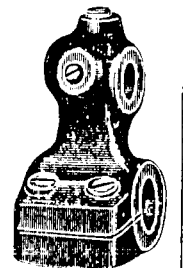
97626



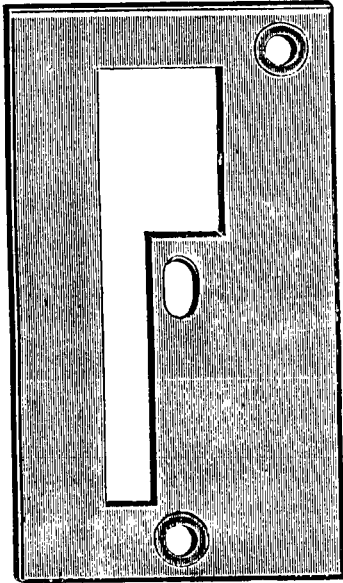
97633




97639



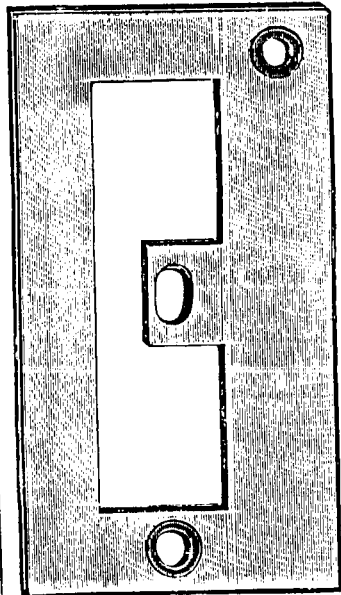
97781



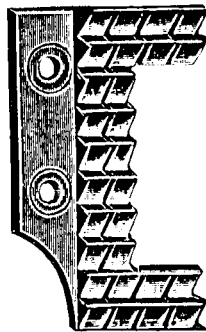
97702



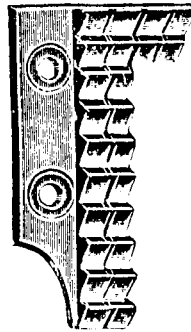
97753




97764




97779



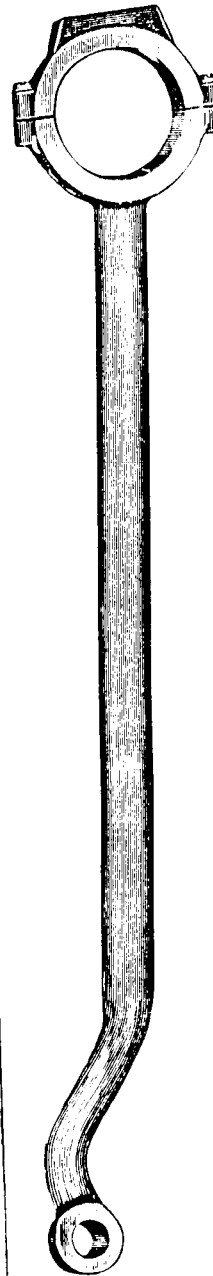
97704



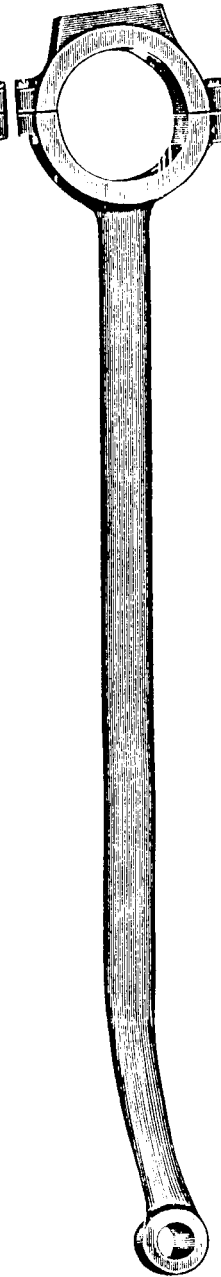
97632




97766



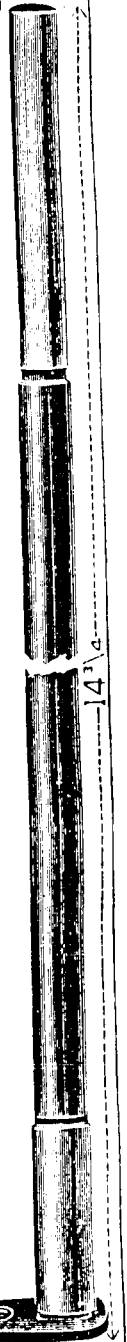
97642



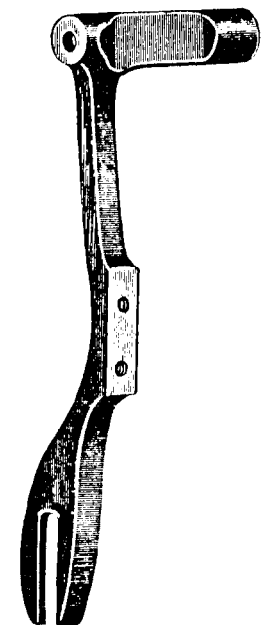
97631



97630

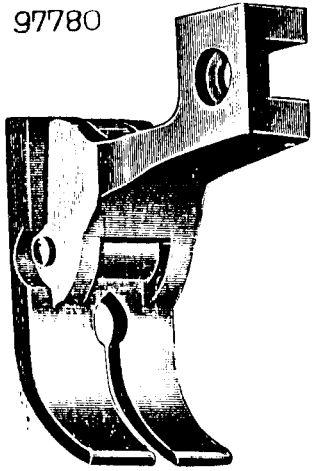


97623




14 1/2


97780




97707




97708




97700




97744



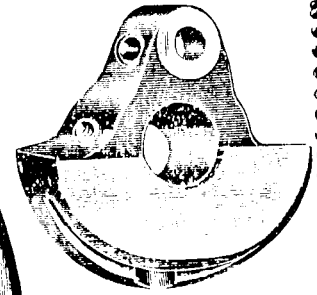
97754



97726



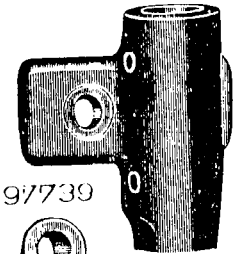
97727



97706



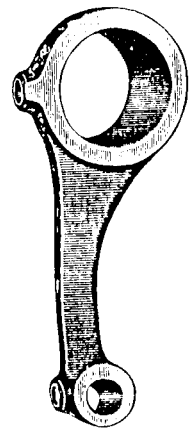
97733




97739

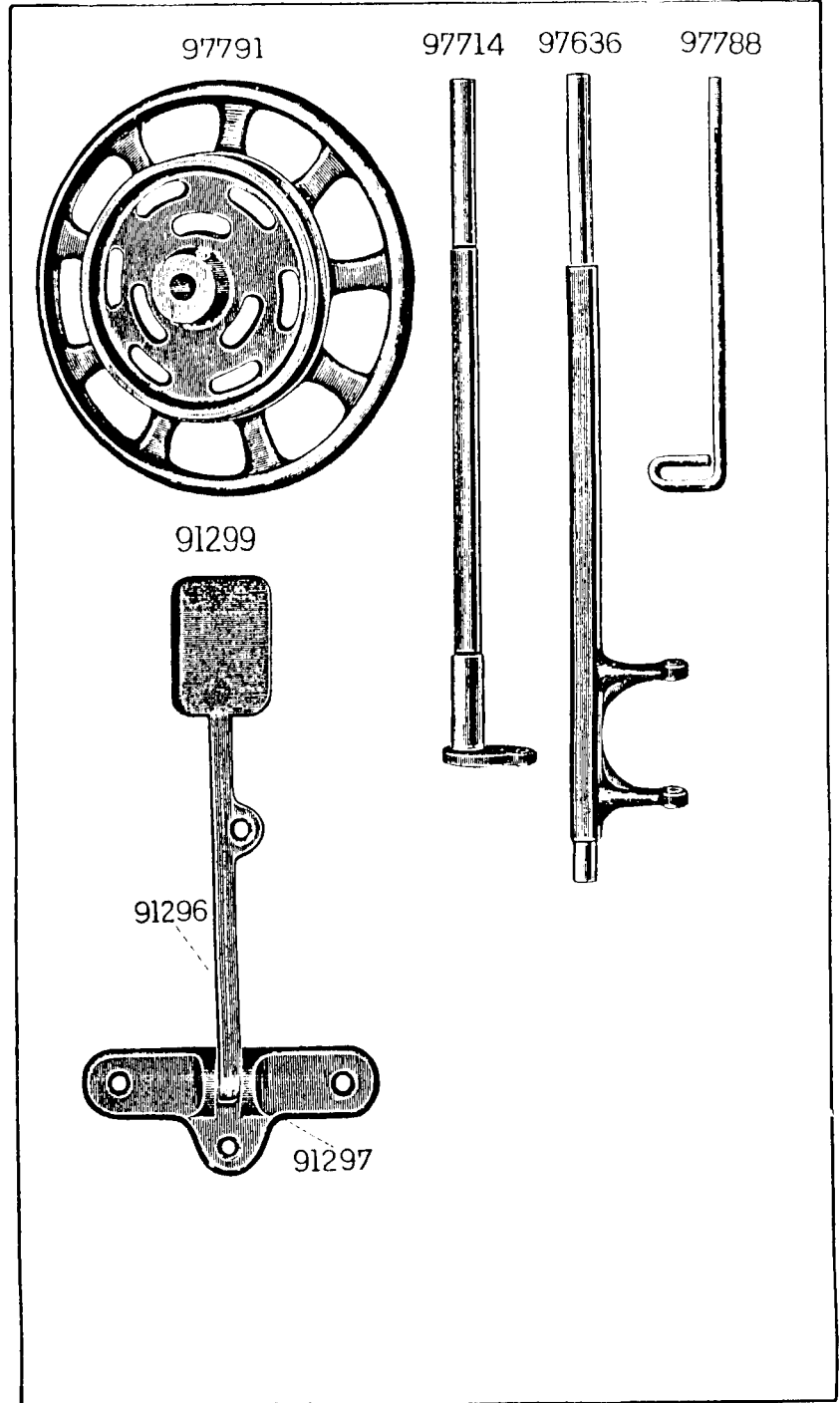
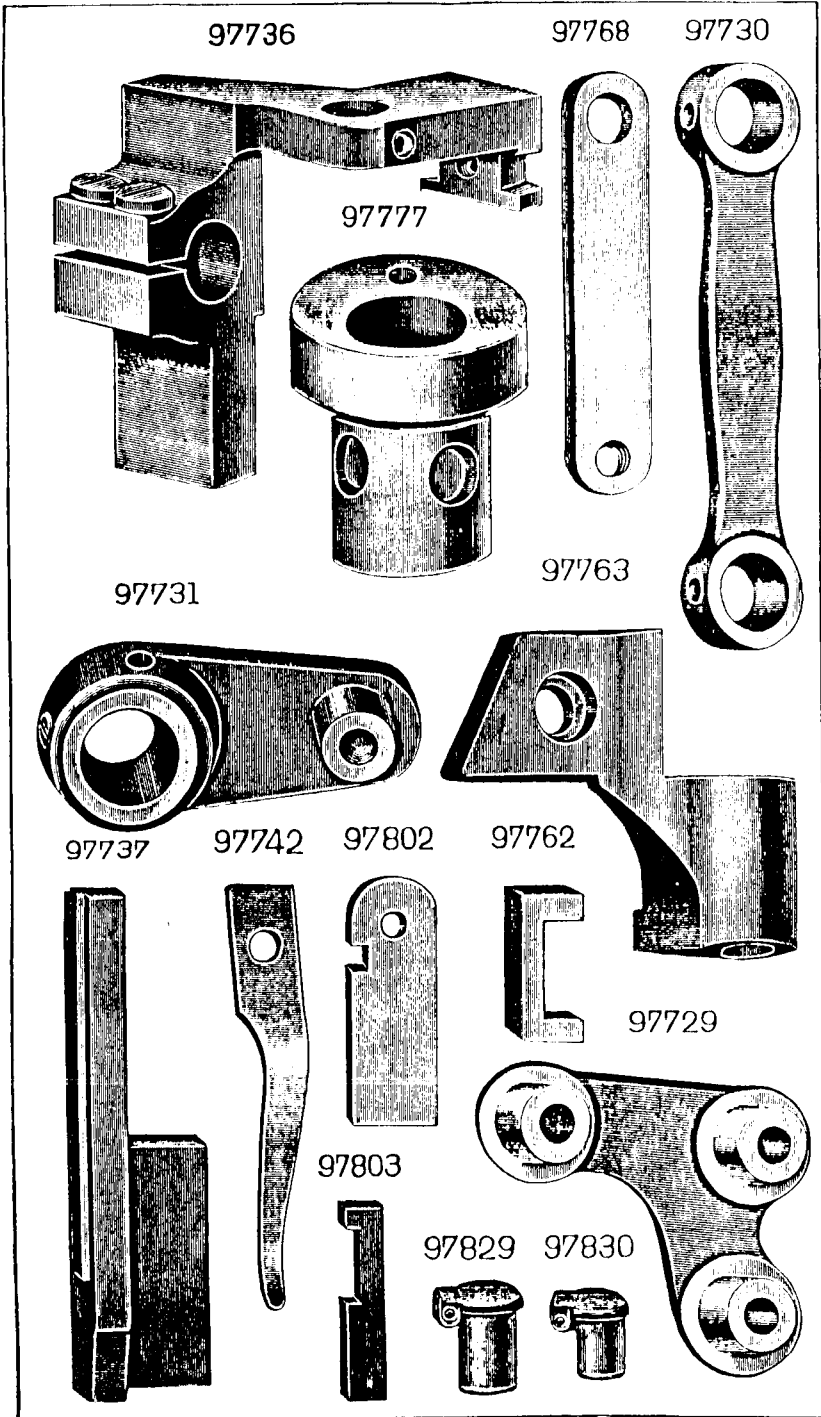


97735

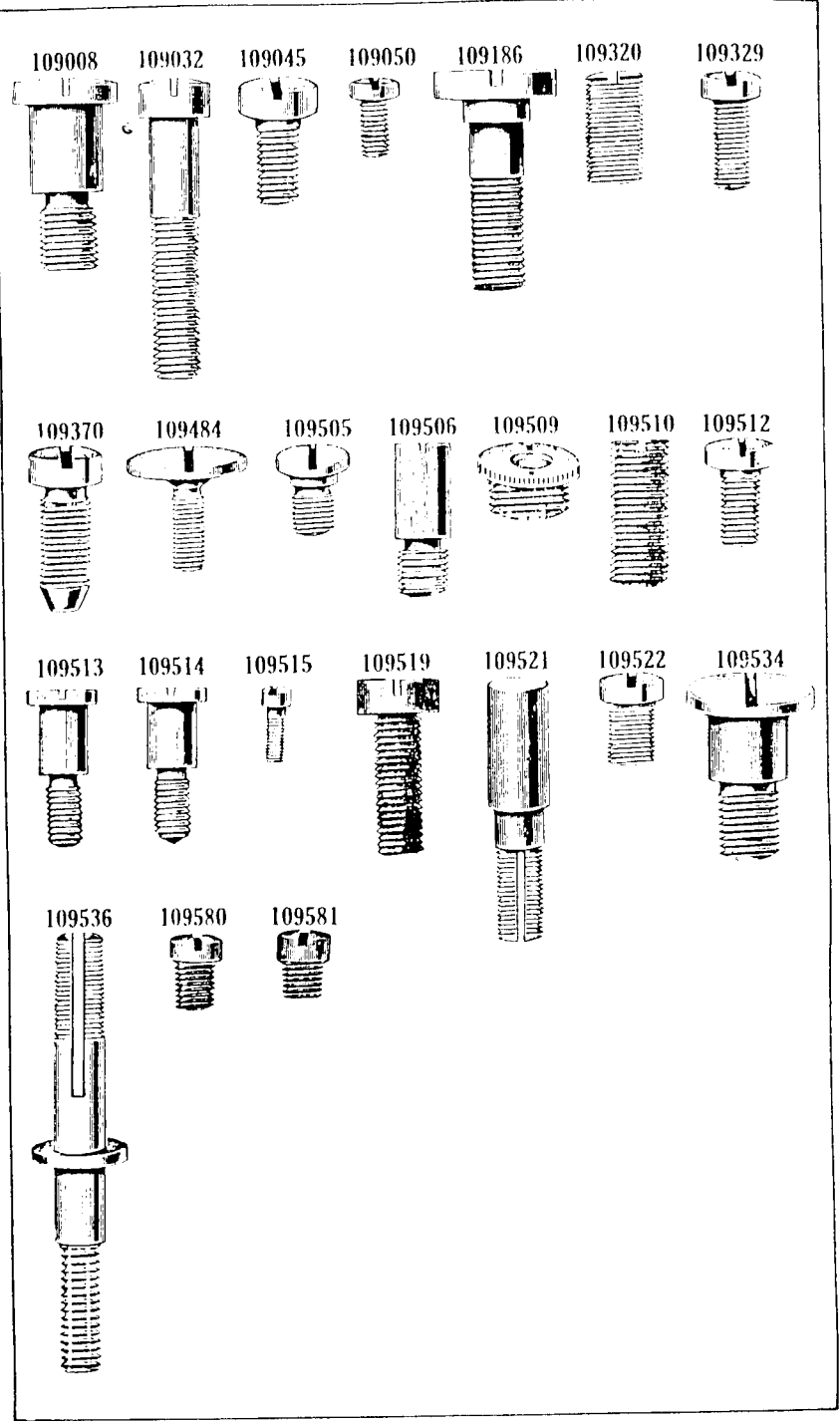
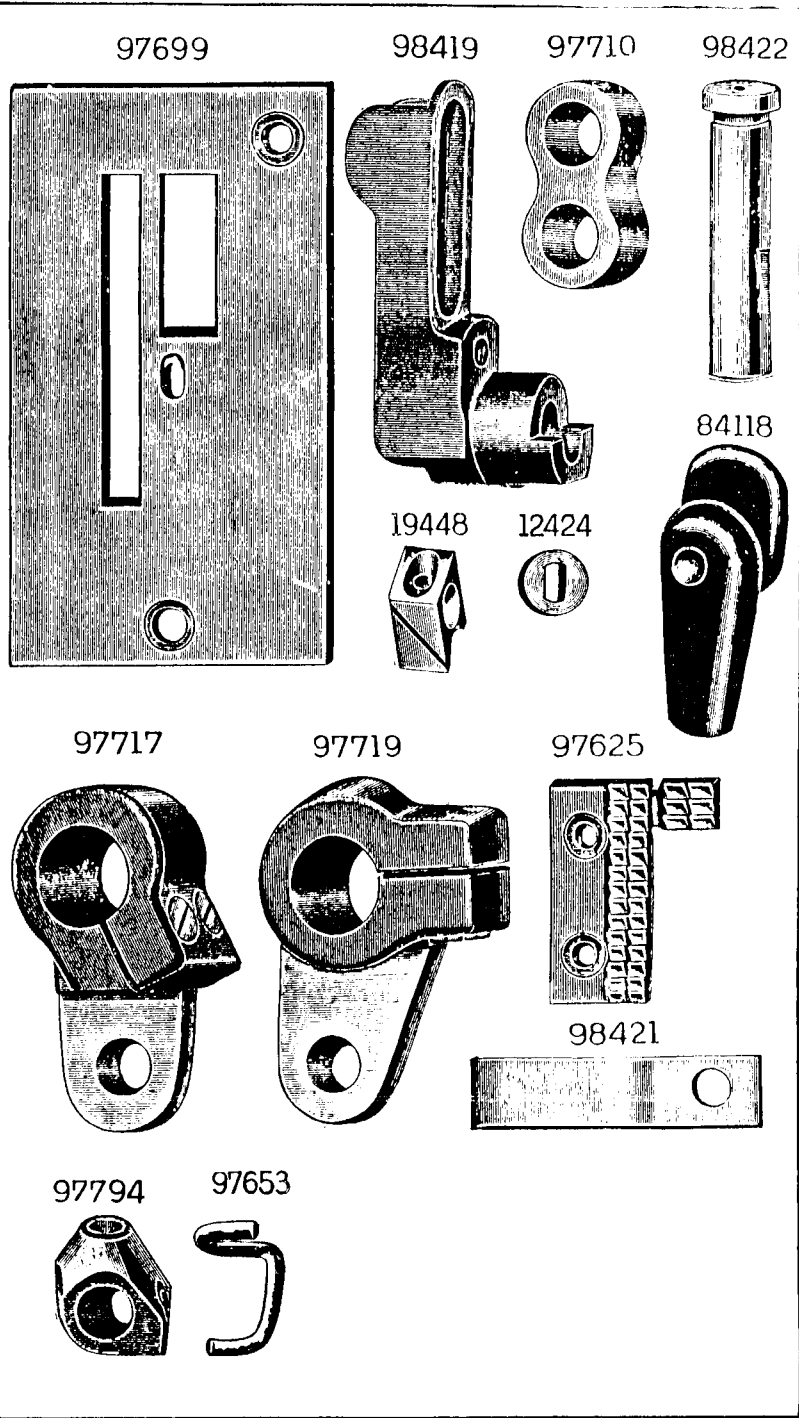


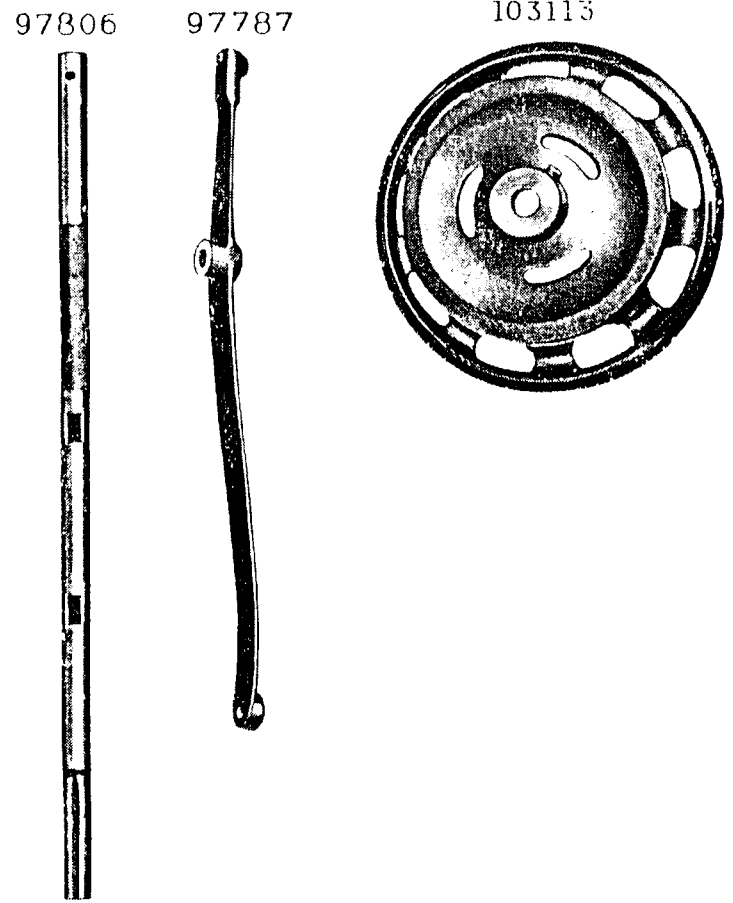
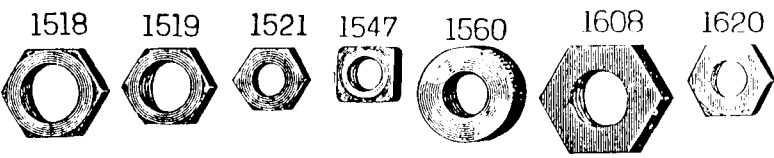

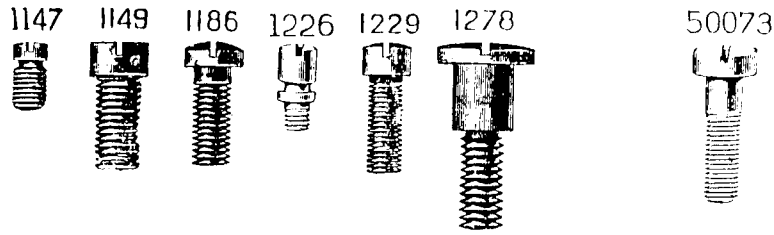
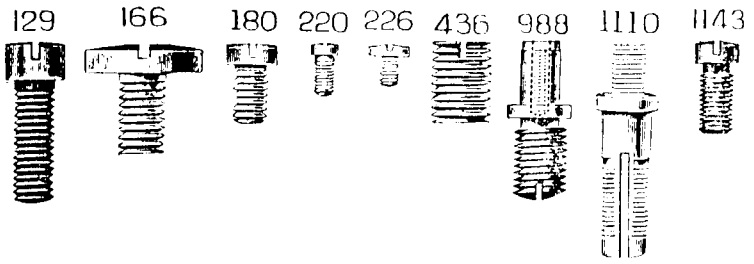
97732


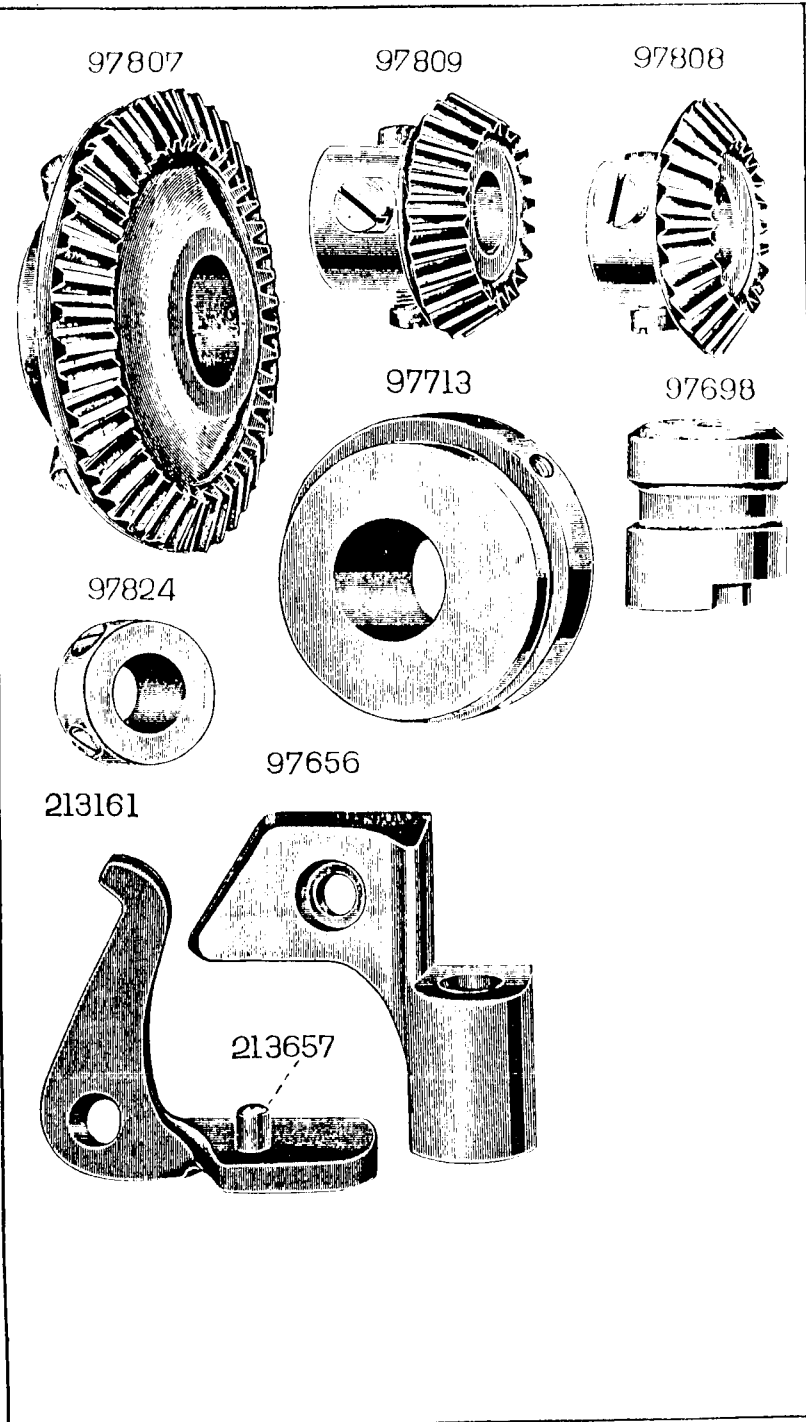


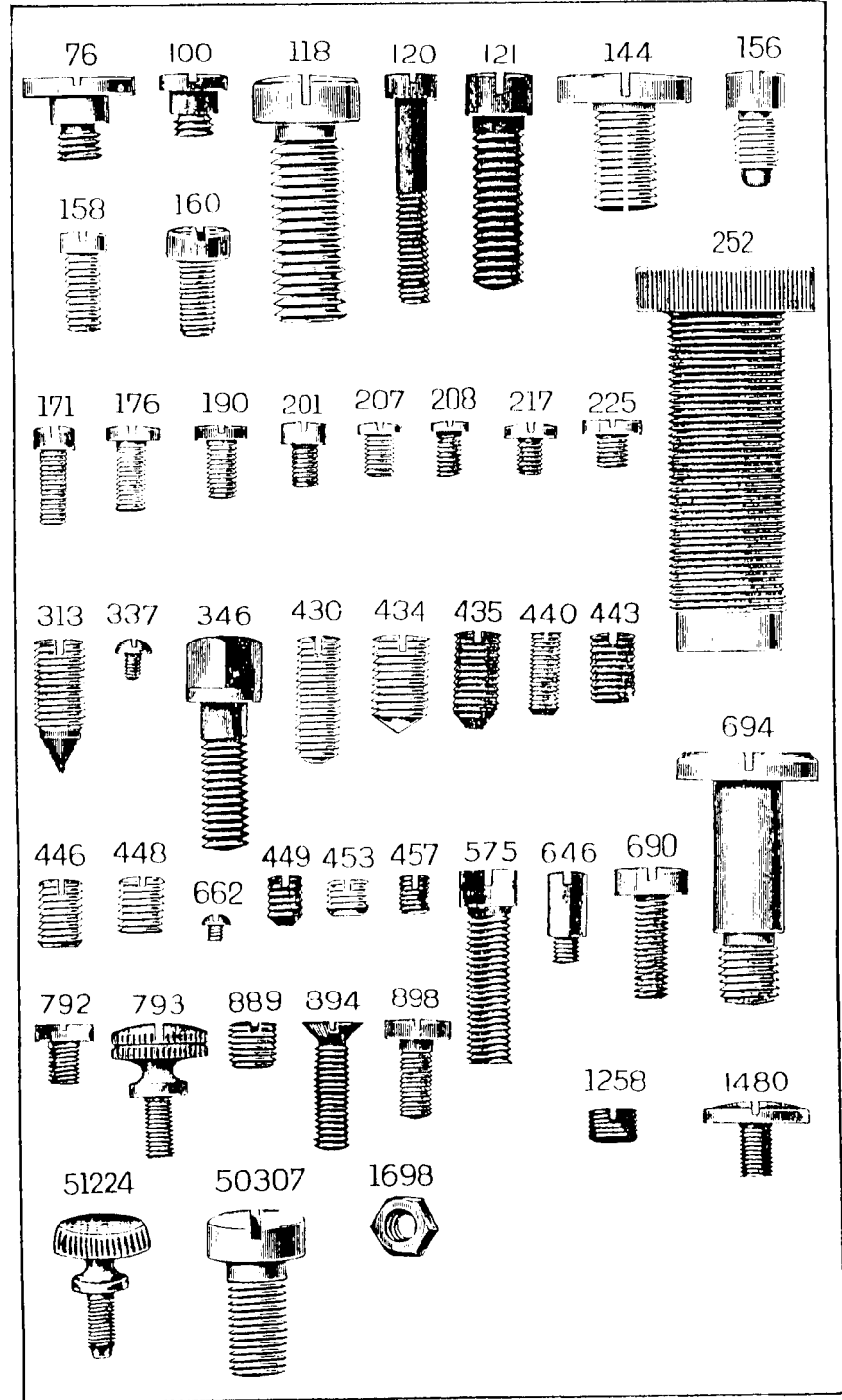
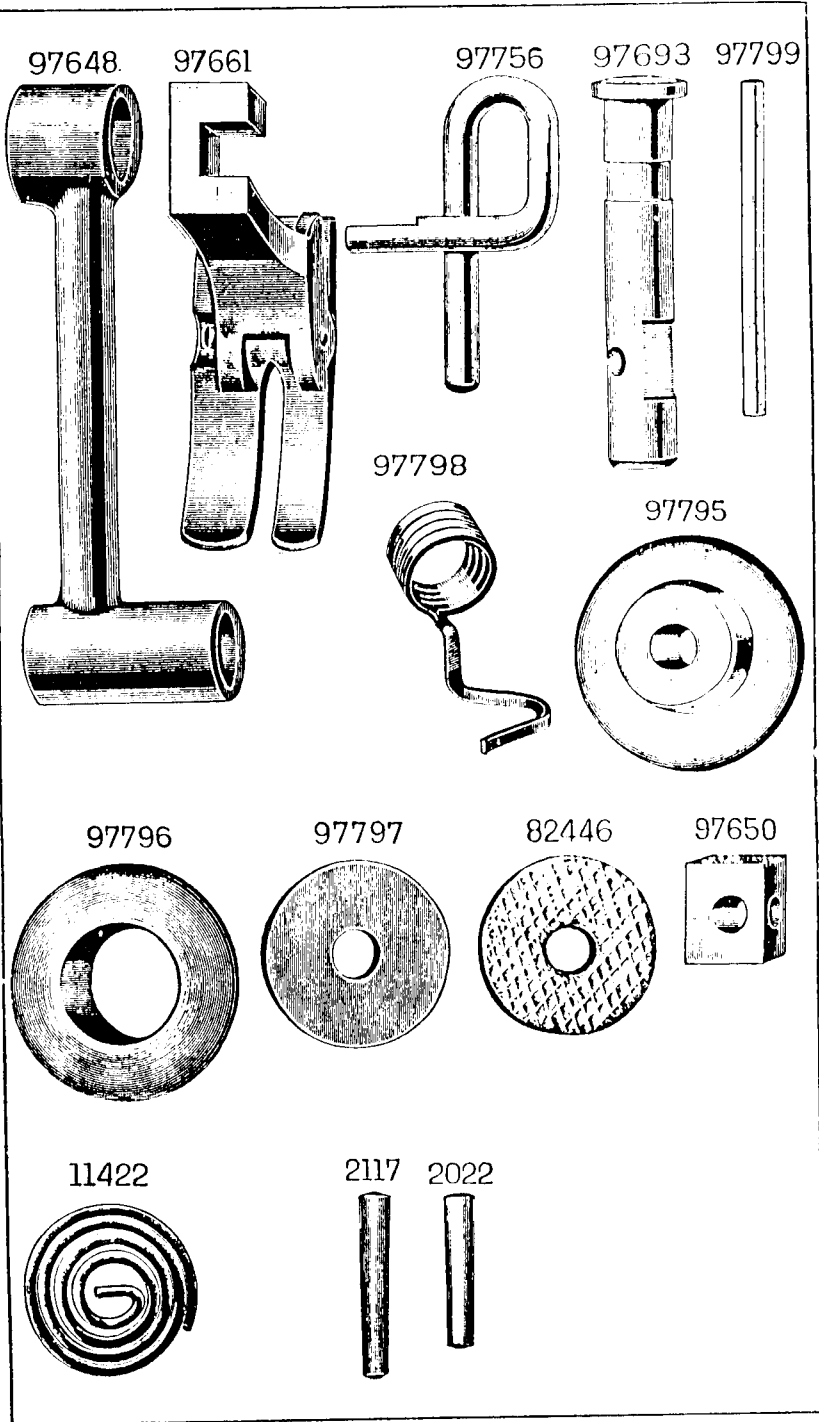




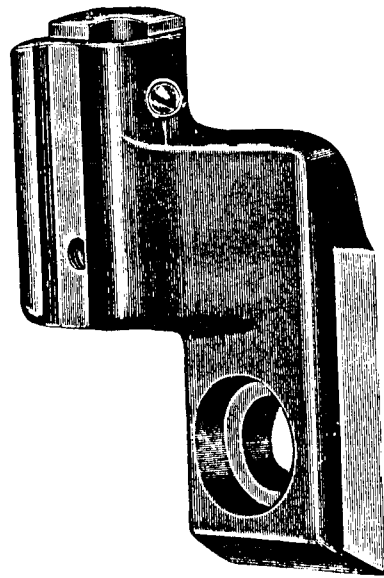




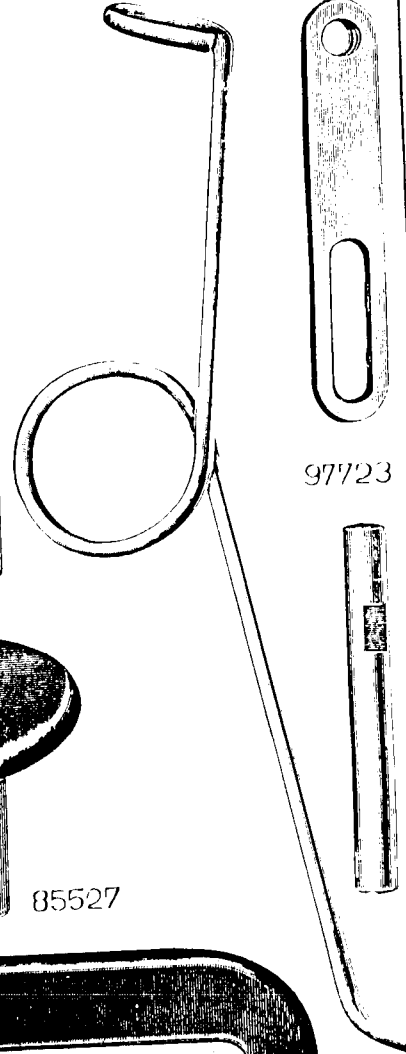




97819



97767




97722



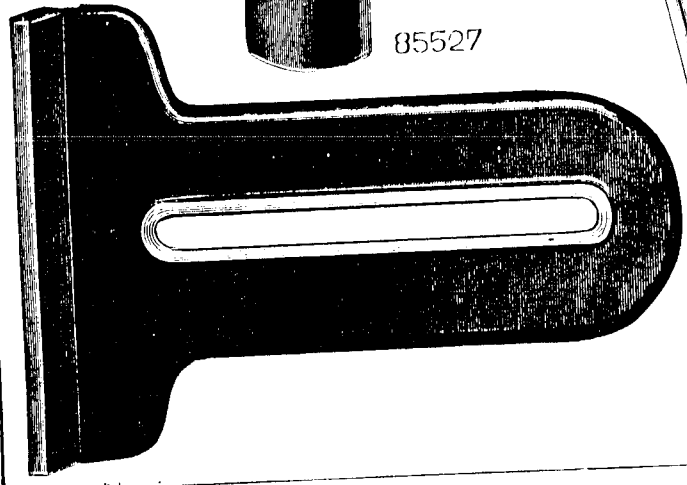
97723



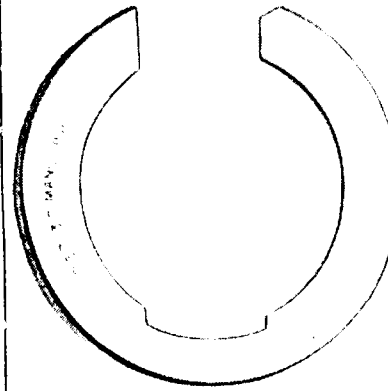
97616



85527



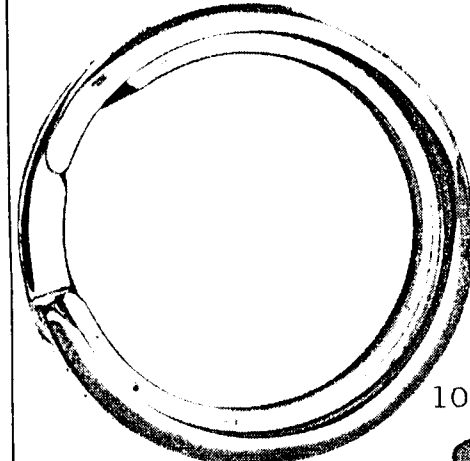
103013




103005



103016

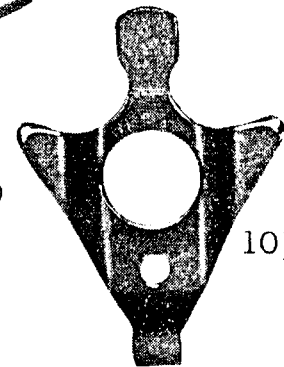


103004




103014

103015



103009

103007


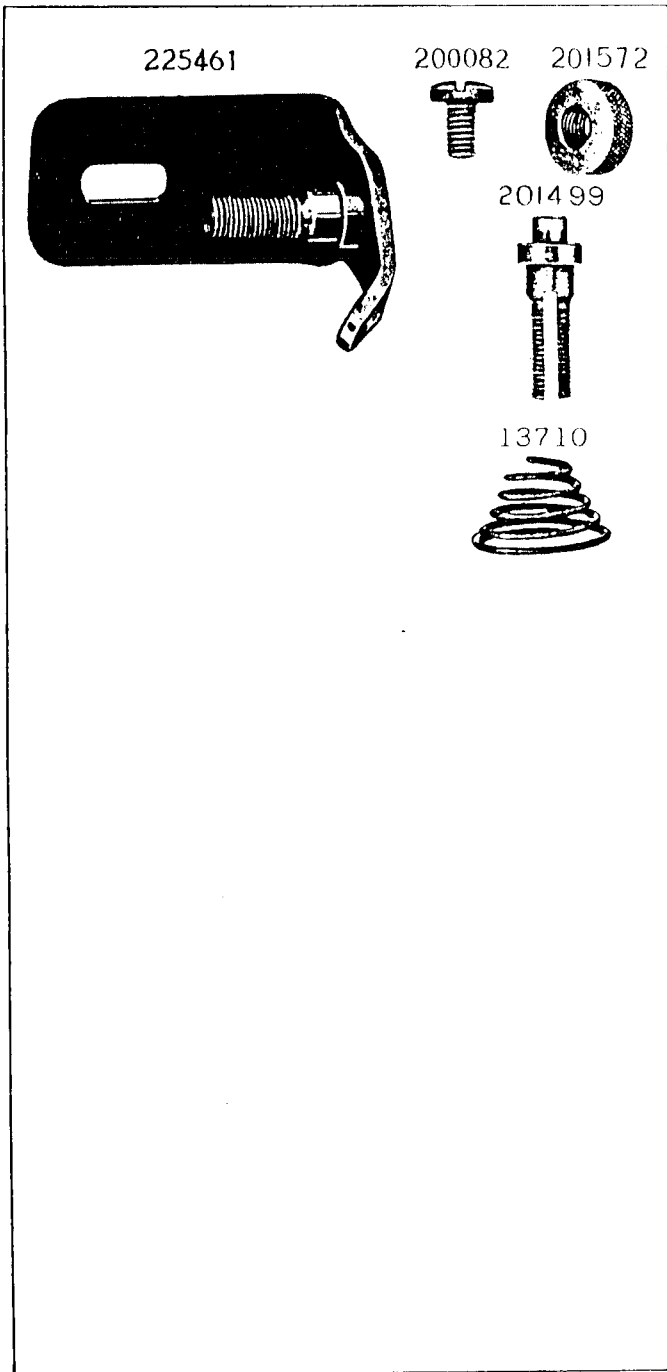


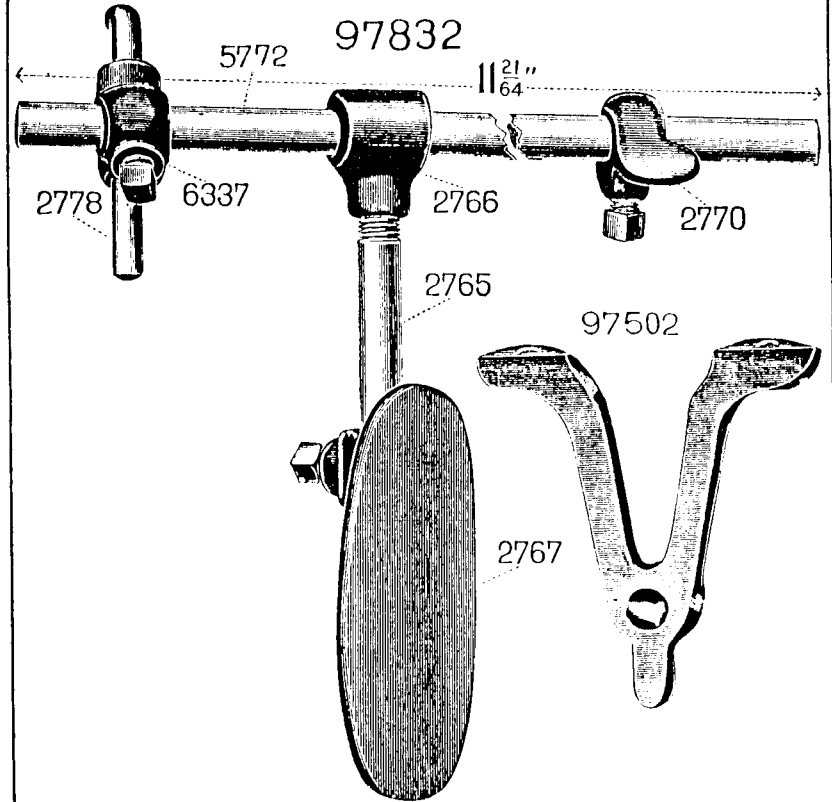

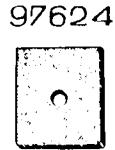

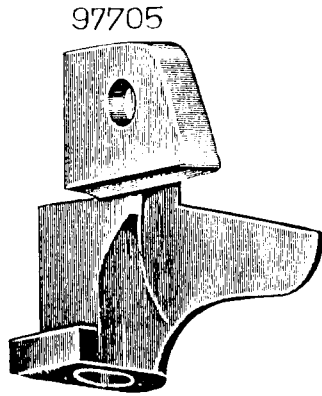

103010




103008








103019



103021



97837



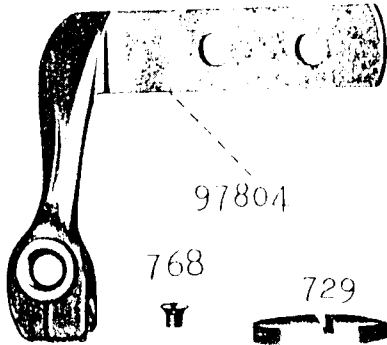
97738



98423



97805




97804

768




729



356



97743



1443



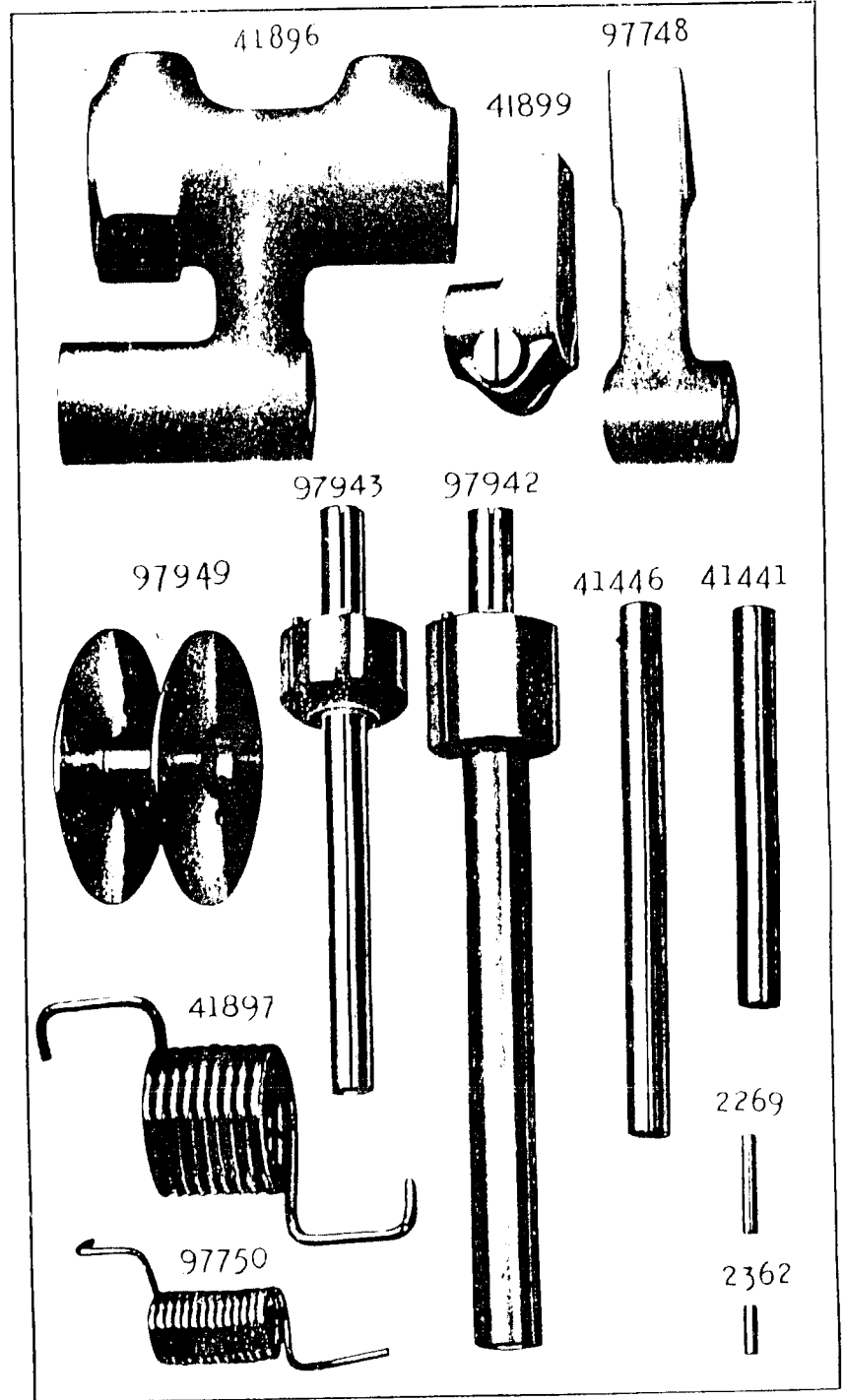
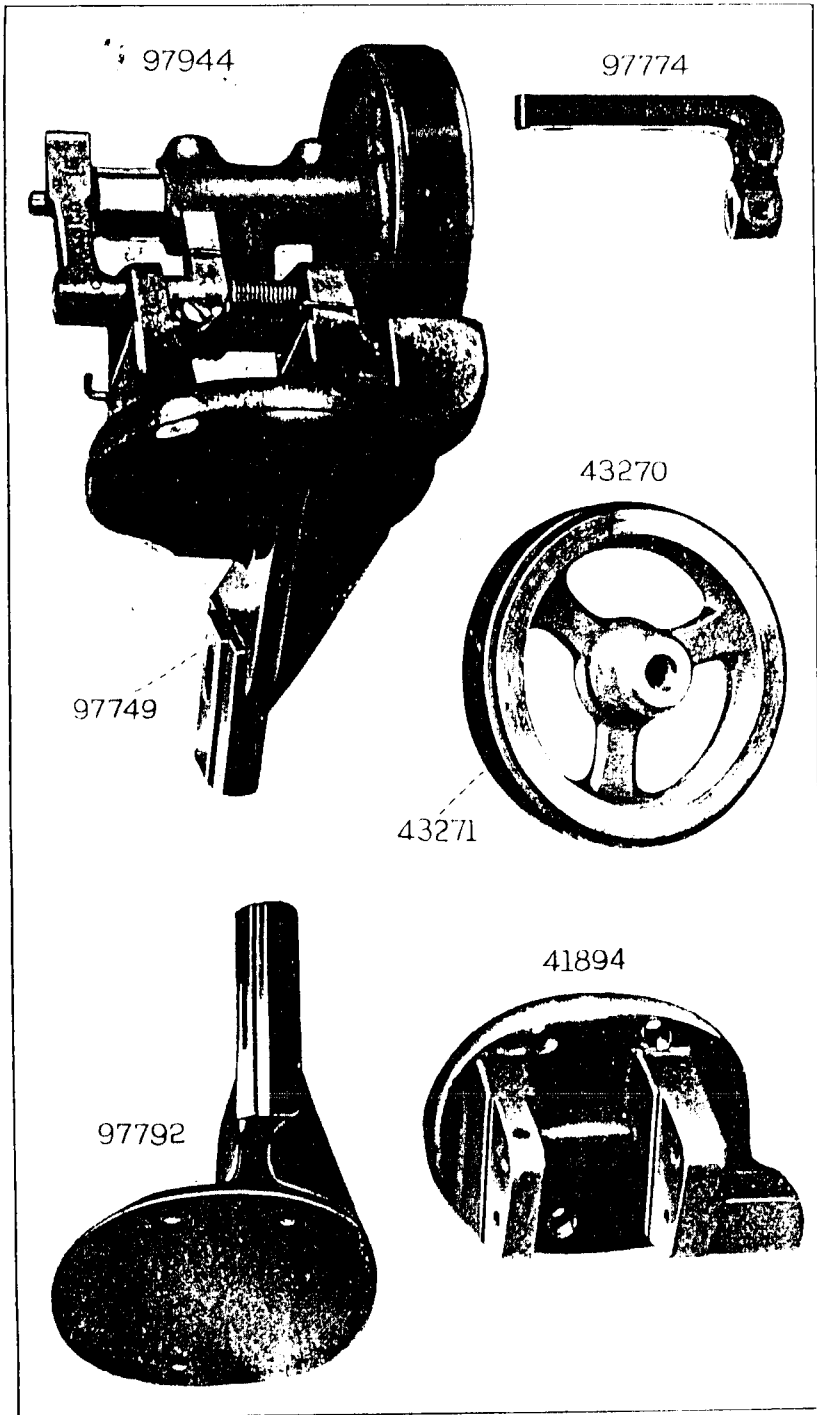
50383




97831








225433




202473



97948



225453



225455



259660



200380



228026



200056



225456



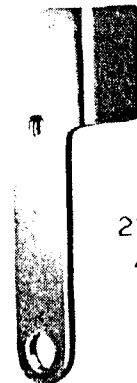
200299



225454



225458




202478


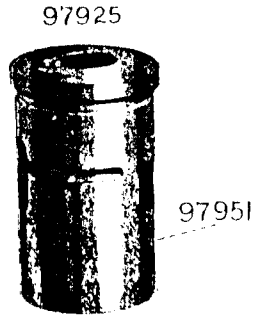
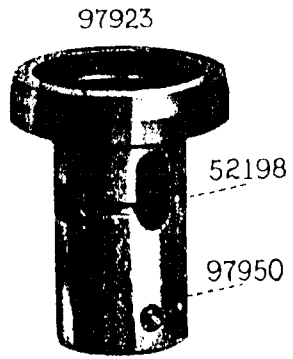



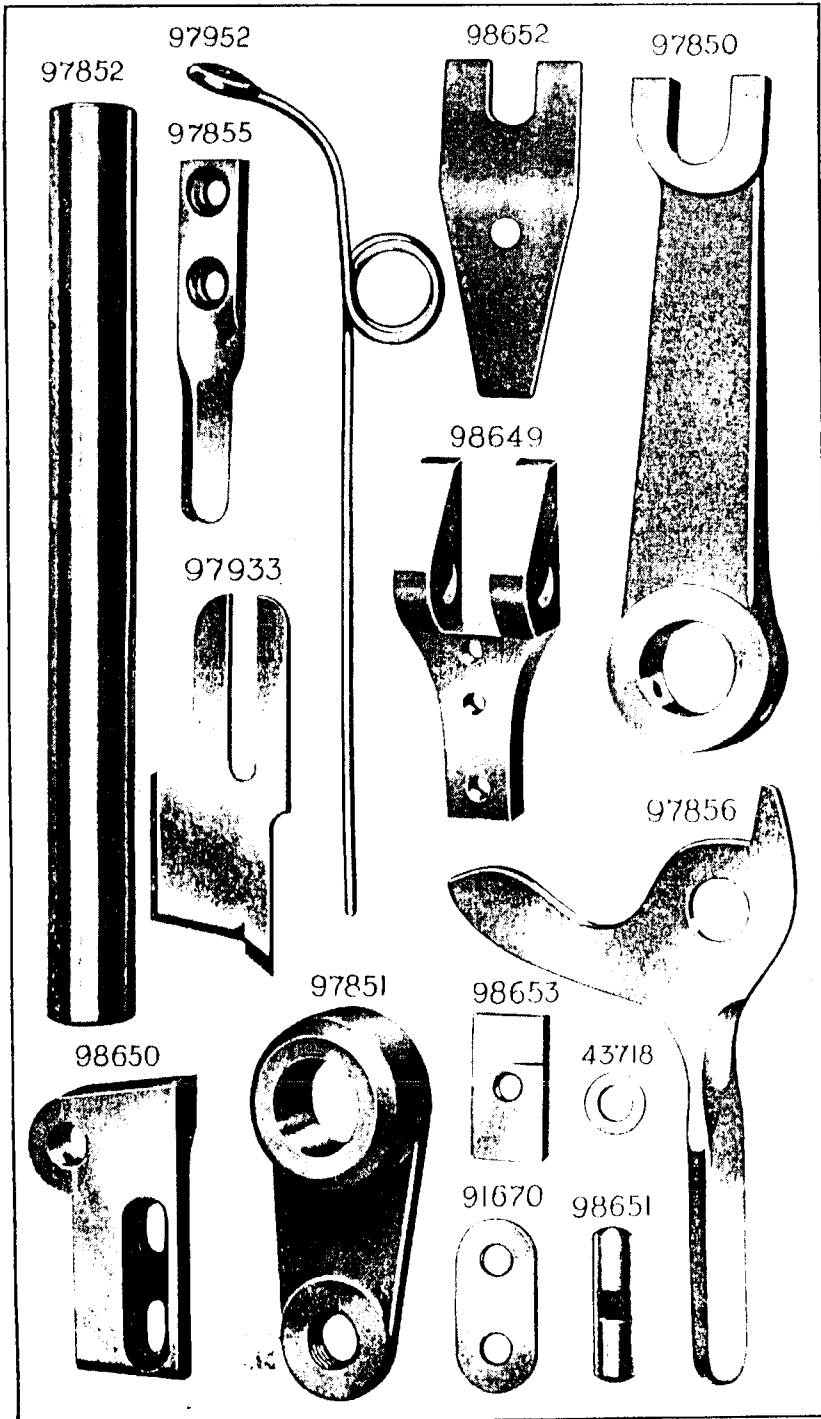
225459




97921








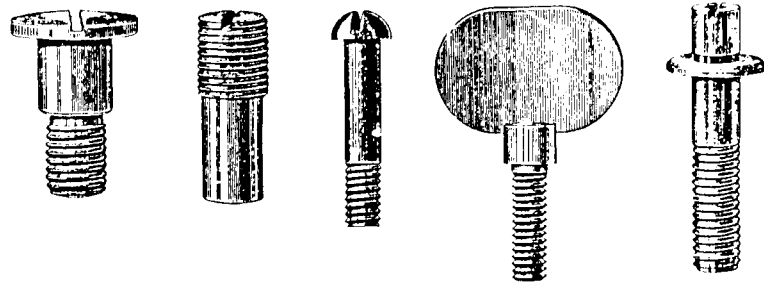
161 177 187 196 200 212 236 237



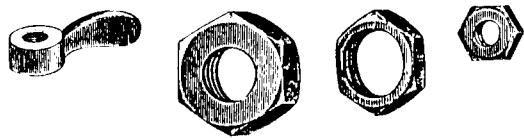
804 837 904 1423



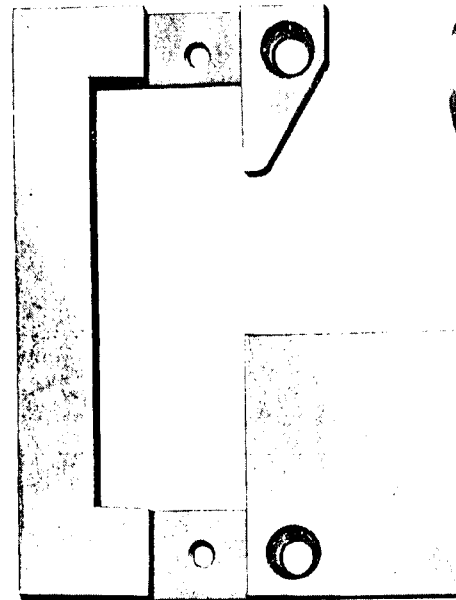
109534 109625 109626 109627 109628




1592 1608 1623 1718



97939




97862




97940

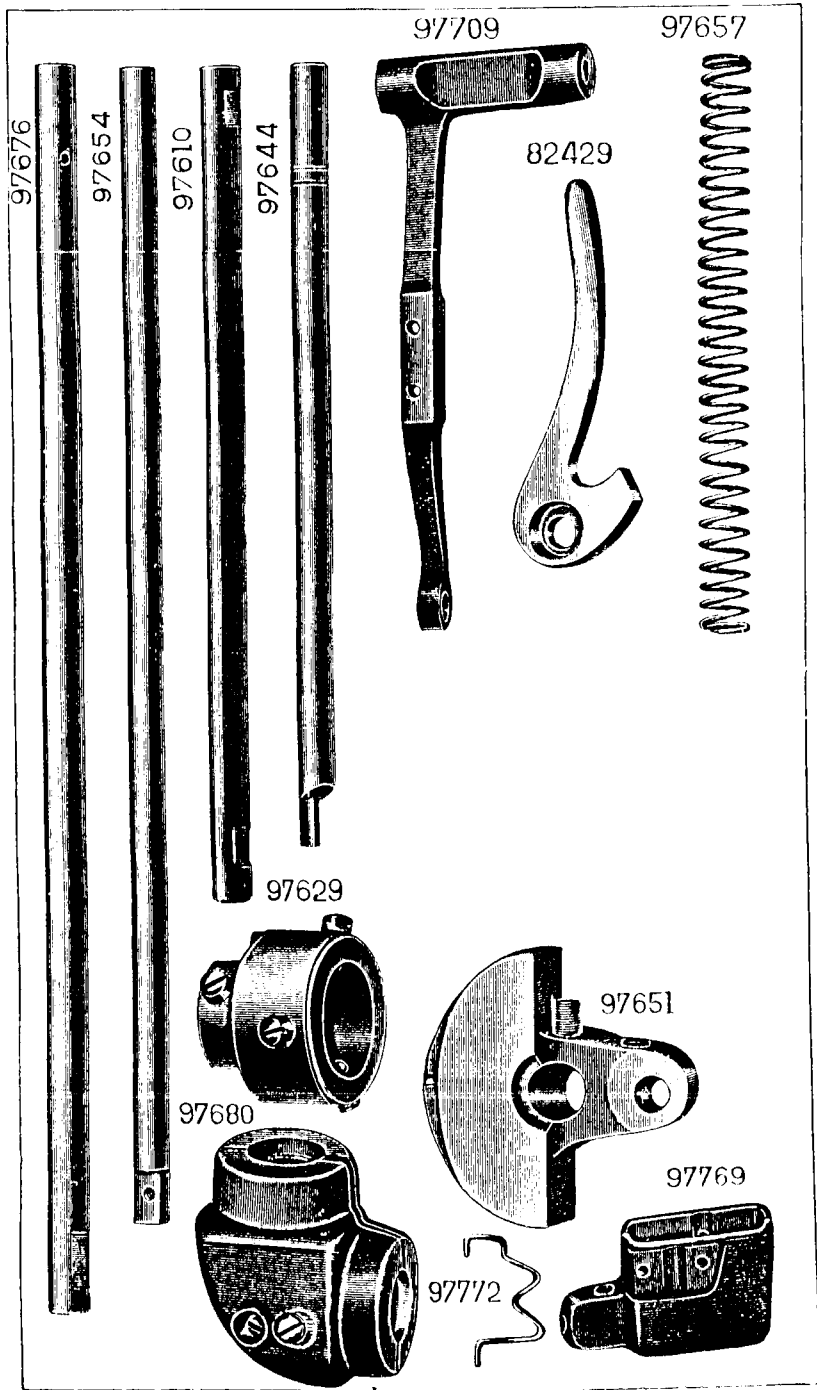


97931



97938





LIST OF PARTS

FOR

Machines

Nos. 132K6 to 132K10 and 132K12

## CONTENTS

	Page
Parts complete for Machine 132K6 ... ..	49
"    Special to Machine 132K9 ... ..	58
"    complete for Machine 132K7 ... ..	59
"    Special to Machine 132K8 ... ..	67
"    complete for Machine 132K10... ..	68
"    "    "    "    132K12... ..	76
Accessories ... ..	87
Bobbin Winders ... ..	88
Foot Lifters ... ..	91
Knee Lifters ... ..	92
Thread Unwinder... ..	93
Numerical List of Parts ... ..	95

## INSTRUCTIONS FOR ORDERING

In ordering from this List, the part number MUST BE quoted exactly as shown in the first column.

A number always indicates the same part in whatever List it may appear, or for whatever machine.

The code numbers (where shown) indicate the style of finish, as follows:—

Code No.	Style of Finishes
801	Hardened, Polished, Nickel Plated and Buffed.
802	Polished, Nickel Plated and Buffed.
803	Hardened only.
804	Polished only.
805	Soft, not Polished.
806	Hardened and Polished.
807	Bright Rumbled and Nickel Plated.
808	Blued.
809	Nickel Plated only.
810	Hardened and Nickel Plated.
811	Brass Plated.
812	Oxidized.
813	Phosphate Coating Formed on Surface of Iron or Steel.
814	Cadmium Plated.
815	Copper Plated.
816	Zinc Plated.
817	Silver Plated.
818	Polished and Nickel Plated.
819	Black Oxide for Iron and Steel.
820	Black Nickel Plated only.
821	Chromium Plated.
822	Buffed and Chromium Plated.
823	Hardened, Polished, Buffed and Chromium Plated.
824	Hardened, Bright Rumbled and Nickel Plated.
825	Hardened, Bright Rumbled, Nickel Plated, Bright Rumbled and Chromium Plated.
826	Alumilite (Plain).
827	
828	Polished, Nickel Plated and Chromium Plated.
829	Hardened, Polished, Nickel Plated and Chromium Plated.
830	Heat Treated for Toughness.
831	Heat Treated for Toughness and Polished.
832	Heat Treated for Toughness and Nickel Plated.
833	Heat Treated for Toughness and Black Oxide.
834	Heat Treated for Toughness, Polished, Nickel Plated, Buffed and Chromium Plated.
835	
836	
837	
838	
839	Chrome Nickel, Satin Finish.
840	Hardened and Chrome Nickel, Satin Finish.
841	Hardened and Phosphate Coating Formed on Surface of Steel.
842	Hardened and Zinc Plated.
843	Hardened, Polished and Nickel Plated.
844	Hardened, Polished, Copper and Nickel Plated and Buffed.
845	Copper and Nickel Plated and Polished.
846	Copper and Nickel Plated only.
847	Hardened, Copper and Nickel Plated.
848	Copper and Brass Plated.

{Continued over



INSTRUCTIONS FOR ORDERING— Continued.

Code No.	Style of Finishes.
849	Copper Plated and Oxidized.
850	Hardened and Black Oxide for Iron and Steel.
851	Hardened, Polished, Nickel Plated, Buffed and Chromium Plated.
852	Polished, Nickel Plated, Buffed and Chromium Plated.
853	Hardened and Chromium Plated.
854	Polished and Chromium Plated.
855	Bright Rumbled, Nickel Plated, Bright Rumbled and Chromium Plated.
856	Nickel and Chromium Plated.
857	Copper and Chromium Plated.
858	Heat Treated for Toughness, Nickel and Chromium Plated.
859	Heat Treated for Toughness, Copper Plated and Oxidized.
860	Nickel Plated and Buffed only.
861	Alumillite (dyed)—Black.
862	" ( " )—Light Almond Green.
863	" ( " )—Dark Brown.
864	" ( " )—Russet Brown.
865	" ( " )—Dark Green.
866	" ( " )—Medium Gold.
867	Nickel—Satin Finish.
868	Hardened and Nickel—Satin Finish.
869	Commercial Finish for Allen Type Screws.
870	Hard Coating on Aluminium.
871	Brass Plated and Clear Lacquered.

Code No.	Paint Colours	Code No.	Paint Colours
701	Gloss Black.	734	Pale Red.
702	Dull Black.	735	Emerald Green.
703	Brown.	736	Green Metallic.
704	Grey Wrinkle.	737	Light Beige Satin Matte.
705	Beige Wrinkle.	738	Copper Tan.
706	Black Wrinkle.	739	Buff.
707	Light Green.	740	White.
708	Dark Green.	741	Dark Fawn.
709	Dark Beige.	742	Plum.
710	Light Beige.	743	Birch Brown.
711	Oyster White.	744	Satin Black.
712		745	Gold-Buff.
713	Bright Cherry Red.	746	Blue-Grey.
714	Light Ivory.	747	Medium Gold.
715	Peacock Blue.	748	Sand.
716	Bright Yellow.	749	Khaki.
717	Slate Grey.	750	Flame Red.
718	Deep Brown.	751	Brite Green.
719		752	Sage Green.
720	Dark Brown.	753	Mist Green.
721	Aluminium.	754	Ice Green Metallic.
722	Dark Grey.	755	Dark Beige Metallic.
723	Light Grey Beige.	756	Shell Pink.
724	Rosewood Brown.	757	Surf Green.
725	Light Bisque.	758	Colonial Rose.
725	Light Fawn.	759	Cream.
727		760	Oak Brown.
728	Grey Metallic.	761	Deep Fawn.
729	Russet Brown.	762	Medium Green.
730	Pale Green.	763	Light Green Metallic.
731	Light Almond Green.	764	Light Gold.
732	Dusty Bisque.	765	Persimmon.
733	Chocolate Brown.	766	Mahogany Brown

Parts marked thus (‡) are furnished only when the repairs are made at Factory.

# PARTS COMPLETE

FOR

## MACHINE No. 132K6

Flat Bed, Compensating Drop Feed, Alternating Pressers, Needle Bar Link, Link Take-up, Rotating Hook Mechanism with replaceable bearing rings. Maximum length of stitch  $\frac{1}{2}$  inch. For General Cloth, Canvas and Leather Work.

Part No.	Plate	Description
†‡97725	---	Arm with 56003 and two 97829 ... ..
8582	1966	Arm Dowel Pin (2) ... ..
56003	1851	" Oil Tube with 52045 ... ..
52045	2081	" " " Packing (felt) ... ..
118 (805)	2084	" Screw (4) ... ..
97806	2079	" Shaft (horizontal) ... ..
97950	2471	" " ( " ) Flanged Bushing (back) ... ..
97923	2471	" " ( " ) " " ( " ) 97950 with 52198 and 97924
97605	1851	" " ( " ) " Bushing (back) Drain Tube
97829	2073	" " ( " ) " " ( " ) Oiler ... ..
52198	2471	" " ( " ) " " ( " ) Oil Pad (outside, felt)
97924	---	" " ( " ) " " (back) Oil Pad (inside, braided cotton)
446 (803)	2084	" " ( " ) " Bushing (back) Set Screw
97951	2471	" " ( " ) " " (front) ... ..
97925	2471	" " ( " ) " " ( " ) 97951 with 52198 and 97926
97829	2073	" " ( " ) " Bushing (front) Oiler ... ..
52198	2471	" " ( " ) " " ( " ) Oil Pad (outside, felt)
97926	---	" " ( " ) " " (front) Oil Pad (inside, braided cotton)
50084 (803)	2078	" " ( " ) " Bushing (front) Set Screw
97807	2080	" " ( " ) Gear with three 50083(803) ... ..
97609	1844	" " ( " ) " Case (two pieces) with 121(805) and 50234(804)
50234 (804)	2078	" " ( " ) " " Plug Screw ... ..

† when ordering state colour required.

## PARTS FOR MACHINE No. 132K6

Part No.	Plate	Description
121 (805)	2084	Arm Shaft (horizontal) Gear Case Screw
50083 (803)	2078	" " ( " ) " Set Screw
144 (803)	2084	" " ( " ) Screw
97610	2478	" " (upright)
97611	1849	" " ( " ) Bushing (lower)
575 (803)	2084	" " ( " ) " ( " ) Set Screw
97612	1849	" " ( " ) " (upper)
575 (803)	2084	" " ( " ) " ( " ) Set Screw
97808	2080	" " ( " ) Gear (lower) with 109580(806) and two 109581(803)
109580 (806)	2077	" " ( " ) " ( " ) Position Screw
109581 (803)	2077	" " ( " ) " ( " ) Set Screw
97809	2080	" " ( " ) " (upper) with 109580(806) and two 109581(803)
109580 (806)	2077	" " ( " ) " ( " ) Position Screw
109581 (803)	2077	" " ( " ) " ( " ) Set Screw
†97615	2317	" Side Cover
51224 (804)	2084	" " " Thumb Screw
82403	1851	" Spool Pin (2)
†97616	2089	" " " Bushing
†202247	2317	" Top Cover
109505 (808)	2077	" " " Screw
202248	1849	" " " Washer
†97618	—	Bed with two each 46224 and 97830

NOTE.—Due to the accuracy required for Gear alignment, Bed cannot be supplied separately and can only be sent out as a unit, Arm and Bed assembled.

91058	2317	Bed Slide (front)
97619	2317	" " ( " ) Spring
337 (804)	2084	" " ( " ) " Screw
97620	—	" " ( " ) 91058 with 97619 and two 337(804)
91057	2317	" " (back)
180 (806)	2078	" " ( " ) Screw (2)
†97726	2072	Face Plate
109779(806)	158 (806)	2084 r/c x " Screw (front)
120 (806)	2084	" " " (back)
109045 (806)	2077	" " " (upper)
97622	1849	" " Thread Guard
190 (804)	2084	" " " Screw
98484	2081	" " " Thread Retainer
97623	2089	Feed Bar
97624	2318	" " Oil Pad (felt)
220 (804)	2078	" " " Screw
313 (803)	2084	" " Screw Centre (2)
1519 (803)	2078	" " " Nut (2)

† when ordering state colour required.

## PARTS FOR MACHINE No. 132K6

Part No.	Plate	Description
<del>97625</del>	<del>2076</del>	<del>Feed Dog</del>
109050 (803)	2077	" " Screw (2)
97626	2067	Feed Eccentric
97627	2067	" " Adjusting Disc
97628	2317	" " Flange
97629	2478	" " Coupling with five 50083(803)
50083 (803)	2078	" " " " " Screw
213655	1849	" " Friction Spring Washer
109513 (805)	2077	" " " " " Screw
1521 (805)	2078	" " " " " Nut
109514 (805)	2077	" " Fulcrum Screw
1521 (805)	2078	" " " " " Nut
97630	2069	" Lifting Rock Shaft
97634	1849	" " " " Bushing (front)
46224	1851	" " " " ( " ) Oiler
436 (803)	2078	" " " " ( " ) Set Screw
97635	1849	" " " " (back)
97830	2073	" " " " ( " ) Oiler
436 (803)	2078	" " " " ( " ) Set Screw
97631	2069	" " Connecting Rod with 158(805)
109779(805)	158 (805)	2084 r/c x " " Clamping Screw
97632	2068	" " " " " Hinge Pin
109008 (803)	2077	" " " " " Screw
1518 (803)	2078	" " " " " Nut
97633	2067	" " " " Crank with two 129(805)
129 (805)	2078	" " " " " Clamping Screw
166 (804)	2078	" " " " End Screw
173124	19448	2078 " " " Slide Block
226 (804)	2078	" " " " " Cap Screw
12424	2076	" " " " " Washer
988 (803)	2078	" " " " " Screw Stud
1518 (803)	2078	" " " " " Nut
173124	19448	" " " " " complete, Nos. 226(804), 988(803), 12424 and 19448
213161	2080	" Regulating Lever with 213657
109506 (803)	2077	" " " Hinge Screw
97771	1851	" " " Spring
213657	2080	" " " Pin
97636	2075	Feed Rock Shaft
97637	1849	" " " Bushing (front)
46224	1851	" " " ( " ) Oiler
109519 (803)	2077	" " " ( " ) Set Screw
97638	1849	" " " (back)

Part No.	Plate	Description
97830	2073	<b>Feed Rock Shaft</b> Bushing (back) Oiler ... ..
109519 (803)	2077	" " " " ( " ) Set Screw ... ..
97766	2069	" " " " Connecting Rod (front) with 97643 and two 1186(805)
109008 (803)	2077	" " " " " ( " ) Hinge Screw ... ..
1518 (803)	2078	" " " " " ( " ) " " " " Nut
97642	2069	" " " " " (back) with 97643 and two 1186(805)
109008 (803)	2077	" " " " " ( " ) Hinge Screw ... ..
1518 (803)	2078	" " " " " ( " ) " " " " Nut
†97643		" " " " " Cap ... ..
1186 (805)	2078	" " " " " " Screw ... ..
97639	2067	" " " " Crank with two each 435(803) and 109039(805)
109039 (805)	—	" " " " Clamping Screw ... ..
97640	2318	" " " " Rock Shaft ... ..
97641	2318	" " " " " " " Hinge Pin ... ..
435 (803)	2084	" " " " " " " Set Screw ... ..
166 (804)	2078	" " " " End Screw ... ..
<del>185527</del>	<del>2080</del>	<del>Guide ... 10/62 ... ..</del>
<del>703 (804)</del>	<del>2084</del>	<del>" Thumb Screw (2) 10/62 ... ..</del>
97654	2478	<b>Lifting Presser Bar</b> ... ..
97729	2073	" " " Bell Crank ... ..
1480 (803)	2084	" " " " " Cap Screw (2) ... ..
97730	2073	" " " " " Connecting Link ... ..
1480 (803)	2084	" " " " " " " Cap Screw
97731	2073	" " " " " Driving Arm with 453(803)
97735	2072	" " " " " Eccentric Connection
109534 (803)	2077	" " " " " Eccentric Connection Hinge Screw
1608 (803)	2078	" " " " " Driving Arm Eccentric Connection Hinge Screw Nut
2117	2082	" " " " " Crank Driving Arm Pin ... ..
453 (803)	2084	" " " " " " " Set Screw ... ..
97732	2072	" " " " " " " Shaft ... ..
†97733	2072	" " " " " " " " " " Bracket
50307 (804)	2084	" " " " " " " " " " Shaft Bracket Screw

† when ordering state colour required.

Part No.	Plate	Description
97734	—	<b>Lifting Presser Bar</b> Bell Crank Driving Arm Shaft Bracket, complete, Nos. 2117 and 97731 to 97733 ... ..
97736	2073	<b>Lifting Presser Bar</b> Guide Bracket with two 1186(803)
1186 (803)	2078	" " " " " Clamping Screw ... ..
97762	2073	" " " " " Gib ... ..
440 (803)	2084	" " " " " Adjusting Screw ... ..
1698 (803)	2084	" " " " " " " " " Nut
97737	2073	" " " " " Support ... ..
171 (805)	2084	" " " " " " " Screw (2) ... ..
97738	2320	" " " Foot ... ..
109329 (806)	2077	" " " Screw ... ..
1547 (803)	2078	" " " Nut ... ..
889 (803)	2084	<b>Machine Hinge Connection Set Screw (2)</b> ... ..
103113	2079	<b>Machine Pulley</b> , "V" belt groove (diam. of belt groove 4 3/4") with two 434(803)
97791	2075	" " 5 1/2" pulley (9" diam.), with two 434(803), for Foot Power
97835	—	" " (two-speed) with two 434(803) ... ..
434 (803)	2084	" " Set Screw ... ..
NOTE:—No. 103113 is sent with this machine unless otherwise specified on order, but Bobbin Winder No. 97915 must be used with Machine Pulley No. 97791.		
Catalogue 5011	—	<b>Needle</b> , size 25 (216 × 1) ... ..
97644	2478	<b>Needle Bar</b> (hollow) ... ..
97645	1849	" " Bushing (lower) ... ..
889 (803)	2084	" " " ( " ) Set Screw ... ..
97646	2317	" " " (upper) ... ..
109509 (805)	2077	" " " ( " ) Cap Screw ... ..
46224	1851	" " " ( " ) Oiler ... ..
889 (803)	2084	" " " ( " ) Set Screw ... ..
97648	2082	" " Connecting Link ... ..
97649	1849	" " " Stud with two 109512(803)
109512 (803)	2077	" " " " " Clamping Screw ... ..
97650	2082	" " " " " Slide Block ... ..
97727	2072	" " Crank ... ..
97777	2073	" " " Eccentric ... ..
2022	2082	" " " Position Pin ... ..
97778	—	" " " 97727 with 2022, 97777, 109320(803) and 109370(803)
109370 (803)	2077	" " " Position Screw ... ..
109320 (803)	2077	" " " Set Screw ... ..

Part No.	Plate	Description
97794	2076	<b>Needle Clamp</b> ... ..
97652	—	" " 97794 with 156(806), 217(806) and 97653
156 (806)	2084	" " Screw ... ..
97653	2076	" " Thread Guide ... ..
217 (806)	2084	" " " " Screw ... ..
82429	2478	<b>Presser Bar Lifter</b> ... ..
109186 (806)	2077	" " " " Screw ... ..
1518 (803)	2078	" " " " Nut ... ..
97763	2073	" " Lifting and Releasing Lever Bracket ... ..
97706	2072	" " Spring ... ..
252 (805)	2084	<b>Pressure Regulating Thumb Screw</b> ... ..
103019	2320	<b>Rotating Hook</b> with 103016, 103021 and three 50383(805)
103020	—	" " 103019 with 103006 <i>No. Canceled 10/62</i>
103123	—	" " 103019 with 103119 ... ..
103021	2320	" " Base with three 109522(803) ... ..
97949	2402	" " Bobbin ... ..
+103004	2290	" " " " Case ... ..
103090	—	" " " " 103004 with 103007 to 103010
<i>No. Canceled 10/62</i> 103005	2290	" " " " 103090 with 662(804), 768(806), 1443(806) and 103013 to 103015
<i>No. Canceled 10/62</i> 103006	—	" " Bobbin Case 103005 with 97949 ... ..
103118	—	" " " " 103090 with 662(804), 768(806), 1443(806), 103014, 103015 and 103115
103119	—	" " Bobbin Case 103118 with 97949 ... ..
103007	2290	" " " " Bobbin Retainer ... ..
103008	2290	" " " " " " Hinge Pin ... ..
103009	2290	" " " " " " Spring ... ..
103010	2290	" " " " " " " " Plunger
97837	2320	" " " " Position Bracket ... ..
109329 (805)	2077	" " " " " " Screw ... ..
98419	2076	" " " " Retainer ... ..
97819	2089	" " " " Bracket with 889(803)
50307 (804)	2084	" " " " " " Screw ... ..
98422	2076	" " " " Hinge Stud ... ..
889 (803)	2084	" " " " " " Set Screw
98421	2076	" " " " Position Spring ... ..
792 (805)	2084	" " " " " " Screw
98423	2320	" " " " Spring with 98468

Part No.	Plate	Description
+98468	—	<b>Rotating Hook</b> Bobbin Case Retainer Spring Pad ... ..
201 (806)	2084	" " " " " " Screw ... ..
103013	2290	" " " " Ring (Nylon) <i>(only supplied when specified on order)</i>
<i>No. Canceled 10/62</i> 103115	—	" " " " (Steel) ... ..
103014	2290	" " " " " " Spring ... ..
1443 (806)	2320	" " " " " " Screw ... ..
103015	2290	" " " " Tension Spring ... ..
768 (806)	2320	" " " " " " Adjusting Screw
662 (804)	2084	" " " " " " Screw ... ..
103016	2290	" " Ring ... ..
50383 (805)	2320	" " " " Screw ... ..
109522 (803)	2077	" " Screw ... ..
97676	2478	" " Shaft ... ..
97677	1849	" " Bushing (back) ... ..
97678	1966	" " " " ( " ) Oil Pad ... ..
436 (803)	2078	" " " " ( " ) Set Screw ... ..
97679	1849	" " " " (front) ... ..
97678	1966	" " " " ( " ) Oil Pad ... ..
109510 (803)	2077	" " " " ( " ) Set Screw ... ..
97824	2080	" " Collar with two 1258(803) ... ..
1258 (803)	2084	" " " " Set Screw ... ..
97808	2080	" " Gear with 109580(806) and two 109581(803)
97680	2478	" " " " Case (two pieces) with 121(805) and 50234(804)
50234 (804)	2078	" " " " Plug Screw ... ..
121 (805)	2084	" " " " Screw ... ..
109580 (806)	2077	" " " " Position Screw ... ..
109581 (803)	2077	" " " " Set Screw ... ..
97804	2320	<b>Slack Thread Regulator</b> ... ..
97805	2320	" " " " 97804 with 97690 and 109515(804)
97690	1966	" " " " Bushing ... ..
109515 (804)	2077	" " " " Clamping Screw ... ..
190 (804)	2084	" " " " Screw (2) ... ..
97795	2082	<b>Tension Disc</b> (inner) ... ..
97796	2082	" " (outer) ... ..
1560 (804)	2078	" " Regulating Thumb Nut ... ..
97683	1851	" " Releasing Disc ... ..
97684	1851	" " Lever ... ..
646 (804)	2084	" " " " Hinge Screw ... ..

Part No.	Plate	Description
12329	1966	<b>Tension Releasing Lever Spring</b> ... ..
97799	2082	" " Pin ... ..
109536 (804)	2077	" Screw Stud ... ..
11422	2082	" Spring ... ..
82446	2082	" Washer (felt) ... ..
97797	2082	" " (fibre) ... ..
97800	—	<b>Tension (rotating) and Thread Take-up Spring,</b> complete, Nos. 1560(804), 11422, 82446, 82525, 97683, 97696, 97698, 97795 to 97798 and 109536(804) ... ..
97756	2082	<b>Thread Guard</b> (side of arm) ... ..
1143 (803)	2078	" " Set Screw ... ..
†97769	2478	" Lubricating Cup ... ..
97770	—	" " " 97769 with 160(803), 97772 and 250519
250519	1966	" " " Oil Pad (felt) ... ..
160 (803)	2084	" " " Set Screw ... ..
97772	2478	" " " Thread Guide ... ..
89363	1851	" Retaining Disc ... ..
†1110 (805)	2078	" " Screw Stud ... ..
20972	—	" " " " 1110(805) with 1560(804)
1560 (804)	2078	" " " " Regulating Thumb Nut ... ..
2103	1851	" " Spring ... ..
97757	—	" Retainer, complete, Nos. 2103, 20972 and two 89363
95024	2081	" " Thread Eyelet ... ..
109050 (806)	2077	" " " " Screw ... ..
97687	1849	" <b>Take-up Crank</b> ... ..
✓109484 (805)	2077	" " " Cap Screw ... ..
97688	1966	" " " Cotter Pin ... ..
690 (803)	2084	" " " " " Screw ... ..
97689	1966	" " <b>Lever</b> ... ..
97690	1966	" " " Bushing ... ..
109515 (804)	2077	" " " " Clamping Screw ... ..
97691	1966	" " " Hinge Pin ... ..
97692 ✓	1966	" " " Link ... ..
97693	2082	" " " " Hinge Pin ... ..
457 (805)	2084	" " " " " End Screw ... ..
430 (830)	2084	" " " " " Set Screw ... ..
97694	—	" " " complete, Nos. 457(805), 97689 to 97693 and 109515(804)
82525	1849	" " Spring ... ..
97696	1849	" " Adjusting Sleeve ... ..
97798	2082	" " Lever ... ..
97698	2080	" " Regulator ... ..
443 (803)	2084	" " " " Set Screw ... ..

† when ordering state colour required.

Part No.	Plate	Description
97699	2076	<b>Throat Plate</b> ... ..
180 (806)	2078	" " Screw (2) ... ..
97739	2072	<b>Vibrating Presser Bar</b> ... ..
97802	2073	" " " Cap ... ..
1480 (803)	2084	" " " " Screw for 97739 ... ..
207 (806)	2084	" " " " " 97802 ... ..
97803	2073	" " " Cushion ... ..
97742	2073	" " " Spring ... ..
225 (804)	2084	" " " " Screw ... ..
97743	2320	" " Foot ... ..
898 (806)	2084	" " " Screw ... ..
1547 (803)	2078	" " " Nut ... ..
97834	—	<b>Drip Pan</b> with six wood screws $\frac{1}{2}$ " No. 5 ... ..

**PARTS SPECIAL**  
TO  
**MACHINE No. 132K9**  
(OBSOLETE)

**Flat Bed, Compensating Drop Feed, Alternating Pressers, Needle Bar Link, Link Take-up Rotating Hook Mechanism with replaceable bearing rings. Maximum length of stitch  $\frac{1}{2}$  inch. For Heavy Jute and Hemp Threads, for Sack Work.**

This machine is the same as No. 132K6 with the following exceptions:—

Part No.	Plate	Description	...	...	...	...
97744	2070	Lifting Presser Foot	...	...	...	...
97702	2068	Throat Plate	...	...	...	...
97754	2070	Vibrating Presser Foot	...	...	...	...
Catalogue 5020	—	Needle, size 30 (216 × 3)	...	...	...	...

**PARTS COMPLETE**  
FOR  
**MACHINE No. 132K7**

**Flat Bed, Compensating Drop Feed, Needle Bar Link, Link Take-up, Rotating Hook Mechanism with replaceable bearing rings. Maximum length of stitch  $\frac{1}{2}$  inch. For General Cloth, Canvas and Leather Work.**

Part No.	Plate	Description	...	...	...	...
†97601	—	Arm with 56003 and two 97829	...	...	...	...
8582	1966	Arm Dowel Pin (2)	...	...	...	...
56003	1851	" Oil Tube with 52015	...	...	...	...
52045	2081	" " " Packing (felt)	...	...	...	...
118 (805)	2084	" Screw (4)	...	...	...	...
97806	2079	" Shaft (horizontal)	...	...	...	...
97950	2471	" " ( " ) Flanged Bushing (back)	...	...	...	...
97923	2471	" " ( " ) " " ( " ) 97950	...	...	...	...
		with 52198 and 97924	...	...	...	...
97605	1851	" " ( " ) " Bushing (back) Drain	...	...	...	...
		Tube	...	...	...	...
97829	2073	" " ( " ) " " ( " ) Oiler	...	...	...	...
52198	2471	" " ( " ) " " ( " ) Oil Pad	...	...	...	...
		(outside, felt)	...	...	...	...
97924	—	" " ( " ) " " (back) Oil Pad	...	...	...	...
		(inside, braided cotton)	...	...	...	...
446 (803)	2084	" " ( " ) " Bushing (back) Set	...	...	...	...
		Screw	...	...	...	...
97951	2471	" " ( " ) " " (front)	...	...	...	...
97925	2471	" " ( " ) " " ( " ) 97951	...	...	...	...
		with 52198 and 97926	...	...	...	...
97829	2073	" " ( " ) " Bushing (front) Oiler	...	...	...	...
52198	2471	" " ( " ) " " ( " ) Oil Pad	...	...	...	...
		(outside, felt)	...	...	...	...
97926	—	" " ( " ) " " (front) Oil Pad	...	...	...	...
		(inside, braided cotton)	...	...	...	...
50084 (803)	2078	" " ( " ) " Bushing (front) Set	...	...	...	...
		Screw	...	...	...	...
97807	2080	" " ( " ) Gear with three 50083(803)	...	...	...	...
97609	1844	" " ( " ) " Case (two pieces) with	...	...	...	...
		121 (805) and 50234(804)	...	...	...	...
50234 (804)	2078	" " ( " ) " " Plug Screw	...	...	...	...
121 (805)	2084	" " ( " ) " " Screw	...	...	...	...

† when ordering state colour required.

Part No.	Plate	Description
50083 (803)	2078	<b>Arm Shaft (horizontal) Gear Set Screw</b> ... ..
144 (803)	2084	" " ( " ) Screw ... ..
97610	2478	" " (upright) ... ..
97611	1849	" " ( " ) Bushing (lower) ... ..
575 (803)	2084	" " ( " ) " ( " ) Set Screw ... ..
97612	1849	" " ( " ) " (upper) ... ..
575 (803)	2084	" " ( " ) " ( " ) Set Screw ... ..
97808	2080	" " ( " ) Gear (lower) with 109580(806) and two 109581(803) ... ..
109580 (806)	2077	" " ( " ) " ( " ) Position Screw ... ..
109581 (803)	2077	" " ( " ) " ( " ) Set Screw ... ..
97800	2080	" " ( " ) " (upper) with 109580(806) and two 109581(803) ... ..
109580 (806)	2077	" " ( " ) " ( " ) Position Screw ... ..
109581 (803)	2077	" " ( " ) " ( " ) Set Screw ... ..
97614	2317	" <b>Side Cap</b> ... ..
1226 (804)	2078	" " " Screw ... ..
†97615	2317	" " <b>Cover</b> ... ..
51224 (804)	2084	" " " Thumb Screw ... ..
82403	1851	" <b>Spool Pin (2)</b> ... ..
†97616	2089	" " " Bushing ... ..
†202247	2317	" <b>Top Cover</b> ... ..
109505 (808)	2077	" " " Screw ... ..
202248	1849	" " " Washer ... ..
†*97618	—	<b>Bed with two each 46224 and 97830</b> ... ..

NOTE.—Due to the accuracy required for Gear alignment, Bed cannot be supplied separately and can only be sent out as a unit, Arm and Bed assembled.

91058	2317	<b>Bed Slide (front)</b> ... ..
97619	2317	" " ( " ) Spring ... ..
337 (804)	2084	" " ( " ) " Screw ... ..
97620	—	" " ( " ) 91058 with 97619 and two 337(804) ... ..
91057	2317	" " (back) ... ..
180 (806)	2078	" " ( " ) Screw (2) ... ..
†97621	1844	<b>Face Plate</b> ... ..
109045 (808)	2077	" " Screw (2) ... ..
97622	1849	" " <b>Thread Guard</b> ... ..
190 (804)	2084	" " " " Screw ... ..
98484	2081	" " " " <b>Thread Retainer</b> ... ..
97623	2069	<b>Feed Bar</b> ... ..
97624	2318	" " Oil Pad (felt) ... ..
220 (804)	2078	" " " " Screw ... ..
313 (803)	2084	" " " " <b>Screw Centre (2)</b> ... ..
1519 (803)	2078	" " " " <b>Nut (2)</b> ... ..

† when ordering state colour required.

Part No.	Plate	Description
97625	2076	<b>Feed Dog</b> ... ..
109050 (803)	2077	" " Screw (2) ... ..
97626	2067	" <b>Eccentric</b> ... ..
97627	2067	" " <b>Adjusting Disc</b> ... ..
97628	2317	" " " <b>Flange</b> ... ..
97629	2478	" " " " <b>Coupling with five</b> 50083(803) ... ..
50083 (803)	2078	" " " " " <b>Screw</b> ... ..
213655	1849	" " <b>Friction Spring Washer</b> ... ..
109513 (805)	2077	" " " " " <b>Screw</b> ... ..
1521 (805)	2078	" " " " " <b>Nut</b> ... ..
109514 (805)	2077	" " <b>Fulcrum Screw</b> ... ..
1521 (805)	2078	" " " " <b>Nut</b> ... ..
97630	2069	" <b>Lifting Rock Shaft</b> ... ..
97634	1849	" " " " <b>Bushing (front)</b> ... ..
46224	1851	" " " " " ( " ) <b>Oiler</b> ... ..
436 (803)	2078	" " " " " ( " ) <b>Set Screw</b> ... ..
97635	1849	" " " " " (back) ... ..
97830	2073	" " " " " ( " ) <b>Oiler</b> ... ..
436 (803)	2078	" " " " " ( " ) <b>Set Screw</b> ... ..
97631	2069	" " " " <b>Connecting Rod with 158(805)</b> ... ..
109779(Pos)	458 (805)	2084 1/16" " " <b>Clamping Screw</b> ... ..
97632	2068	" " " " " <b>Hinge Pin</b> ... ..
109008 (803)	2077	" " " " " <b>Screw</b> ... ..
1518 (803)	2078	" " " " " <b>Nut</b> ... ..
97633	2067	" " " " <b>Crank with two 129(805)</b> ... ..
129 (805)	2078	" " " " " <b>Clamping Screw</b> ... ..
166 (804)	2078	" " " " <b>End Screw</b> ... ..
173887	19448	2076 " " " " <b>Slide Block</b> ... ..
226 (804)	2078	" " " " " <b>Cap Screw</b> ... ..
12424	2076	" " " " " <b>Washer</b> ... ..
988 (803)	2078	" " " " " <b>Screw Stud</b> ... ..
1518 (803)	2078	" " " " " <b>Nut</b> ... ..
173887	40449	— " " " " <b>complete, Nos</b> 226(804), 988(803), 12424 and 19448 ... ..
213161	2080	" <b>Regulating Lever with 213657</b> ... ..
109506 (803)	2077	" " <b>Hinge Screw</b> ... ..
97771	1851	" " <b>Spring</b> ... ..
213657	2080	" " <b>Pin</b> ... ..
97636	2075	<b>Feed Rock Shaft</b> ... ..
97637	1849	" " " <b>Bushing (front)</b> ... ..
46224	1851	" " " " ( " ) <b>Oiler</b> ... ..
109519 (803)	2077	" " " " ( " ) <b>Set Screw</b> ... ..
97638	1849	" " " " (back) ... ..
97830	2073	" " " " ( " ) <b>Oiler</b> ... ..
109519 (803)	2077	" " " " ( " ) <b>Set Screw</b> ... ..

Part No.	Plate	Description
97766	2069	<b>Feed Rock Shaft</b> Connecting Rod (front) with 97643 and two 1186(805)
109008 (803)	2077	" " " " ( " ) Hinge Screw ...
1518 (803)	2078	" " " " ( " ) " "
		Nut
97642	2060	" " " " (back) with 97643 and two 1186(805)
109008 (803)	2077	" " " " ( " ) Hinge Screw ...
1518 (803)	2078	" " " " ( " ) " "
		Nut
†97043	---	" " " " Cap ...
1186 (805)	2078	" " " " Screw ...
97639	2067	" " " " Crank with two each 435(803) and 109039(805)
109039 (805)	---	" " " " Clamping Screw ...
97640	2318	" " " " Rock Shaft ...
97641	2318	" " " " Hinge Pin ...
435 (803)	2084	" " " " Set Screw ...
166 (804)	2078	" " " " End Screw ...
<del>†85527</del>	<del>2080</del>	<del>Guide 10/42</del> ...
<del>799 (804)</del>	<del>2084</del>	<del>" Thumb Screw (2) 10/42</del> ...
889 (803)	2084	<b>Machine Hinge Connection Set Screw (2)</b> ...
103113	---	<b>Machine Pulley</b> , "V" belt groove (diam. of belt groove 4 1/4") with two 434(803)
97791	2076	" " 5 1/4" Pulley (9" diam.), with two 434(803) for Foot Power
97835	---	" " (two-speed) with two 434(803) ...
434 (803)	2084	" " Set Screw ...

NOTE.—No. 103113 is sent with this machine unless otherwise specified on order, but Bobbin Winder No. 97945 must be used with Machine Pulley No. 97791.

Catalogue 5011	---	Needle, size 25 (216 × 1)
97644	2478	<b>Needle Bar</b> (hollow) ...
97645	1849	" " Bushing (lower) ...
889 (803)	2084	" " " ( " ) Set Screw ...
97646	2317	" " " (upper) ...
109509 (805)	2077	" " " ( " ) Cap Screw ...
46224	1851	" " " ( " ) Oiler ...
889 (803)	2084	" " " ( " ) Set Screw ...
97648	2082	" " Connecting Link ...
97649	1849	" " Stud with two 109512(803)
109512 (803)	2077	" " Clamping Screw ...

† when ordering state colour required.

Part No.	Plate	Description
97650	2082	<b>Needle Bar</b> Connecting Link Stud Slide Block ...
97651	2478	" " Crank with 109320(803) and 109370(803) ...
109370 (803)	2077	" " " Position Screw ...
109320 (803)	2077	" " " Set Screw ...
		Nut
97794	2076	<b>Needle Clamp</b> ...
97652	---	" " 97794 with 156(806), 217(806) and 97653
156 (806)	2084	" " Screw ...
97653	2076	" " Thread Guide ...
217 (806)	2084	" " " Screw ...
		Nut
97654	2178	<b>Presser Bar</b> ...
97655	1851	" " Guide Bracket with two 1186(803)
1186 (803)	2078	" " " Clamping Screw ...
82429	2478	" " Lifter ...
109186 (806)	2077	" " " Screw ...
1518 (803)	2078	" " " Nut ...
97656	2080	" " Lifting and Releasing Lever Bracket ...
97657	2478	" " Spring ...
		Nut
8554	---	<b>Presser Foot Hinge Pin</b> ...
97658	---	" " Plate ...
97659	---	" " Shank ...
95489	1966	" " Spring ...
97661	2082	" " (hinged), complete, Nos. 8554, 95489, 97658 and 97659
109329 (806)	2077	" " Screw ...
1547 (803)	2078	" " " Nut ...
		Nut
252 (805)	2084	<b>Pressure Regulating Thumb Screw</b> ...
103019	2320	<b>Rotating Hook</b> with 103016, 103021 and three 50383(805)
103020	---	" " 103019 with 103006 <i>No. Canceled 1/1/2</i>
103123	---	" " 103019 with 103119 ...
103021	2320	" " Base with three 109522(803) ...
97949	2402	" " Bobbin ...
†103004	2290	" " Case ...
103090	---	" " " 103004 with 103007 to 103010
103005	2290	" " " 103090 with 662(804), 768(806), 1443(806) and 103013 to 103015
<i>No. Canceled 1/1/2</i>	---	" " Case 103005 with 97949 ...
103006	---	" " " 103090 with 662(804), 768(806), 1443(806), 103014, 103015 and 103115
103118	---	" " Bobbin Case 103118 with 97949 ...
103119	---	" " " Bobbin Case 103118 with 97949 ...



Part No.	Plate	Description
103007	2290	<b>Rotating Hook Bobbin Case Bobbin Retainer</b> ...
103008	2290	" " " " " " Hinge Pin ...
103009	2290	" " " " " " Spring ...
103010	2290	" " " " " " " " Plunger
97837	2320	" " " " " " Position Bracket ...
109329 (805)	2077	" " " " " " Screw ...
98419	2076	" " " " " " Retainer ...
97819	2089	" " " " " " Bracket with 889(803)
50307 (804)	2084	" " " " " " " " Screw ...
98422	2076	" " " " " " Hinge Stud ...
889 (803)	2084	" " " " " " " " Set Screw
98421	2076	" " " " " " Position Spring ...
792 (805)	2084	" " " " " " " " Screw
98423	2320	" " " " " " Spring with 98468
†98468	---	" " " " " " " " Pad ...
201 (806)	2084	" " " " " " " " Screw ...
<i>On Canulet 1/1/12</i> 103013	2290	" " " " " " Ring (Nylon) ( <i>only supplied when specified on order</i> )
103115	---	" " " " " " (Steel) ...
103014	2290	" " " " " " Spring ...
1443 (806)	2320	" " " " " " " " Screw ...
103015	2290	" " " " " " Tension Spring ...
768 (806)	2320	" " " " " " " " Adjusting Screw
602 (804)	2084	" " " " " " " " Screw ...
103016	2290	" " " " " " Ring ...
50383 (805)	2320	" " " " " " Screw ...
109522 (803)	2077	" " " " " " Screw ...
97676	2478	" " " " " " Shaft ...
97677	1849	" " " " " " Bushing (back) ...
97678	1966	" " " " " " ( " ) Oil Pad ...
436 (803)	2078	" " " " " " ( " ) Set Screw ...
97679	1849	" " " " " " (front) ...
97678	1966	" " " " " " ( " ) Oil Pad ...
109510 (803)	2077	" " " " " " ( " ) Set Screw ...
97824	2080	" " " " " " Collar with two 1258(803) ...
1258 (803)	2084	" " " " " " " " Set Screw ...
97808	2080	" " " " " " Gear with 109580(806) and two 109581(803)
97680	2478	" " " " " " Case (two pieces) with 121(805) and 50234(804)
50234 (804)	2078	" " " " " " Plug Screw ...
121 (805)	2084	" " " " " " Screw ...

Part No.	Plate	Description
109580 (806)	2077	<b>Rotating Hook Shaft Gear Position Screw</b> ...
109581 (803)	2077	" " " " " " Set Screw ...
97681	1851	<b>Slack Thread Regulator</b> ...
97682	1851	" " " " " " Bracket ...
448 (803)	2084	" " " " " " " " Set Screw ...
1147 (803)	2078	" " " " " " " " Set Screw ...
97795	2082	<b>Tension Disc (inner)</b> ...
97796	2082	" " " " (outer) ...
1560 (804)	2078	" " " " " " Regulating Thumb Nut ...
97683	1851	" " " " " " Releasing Disc ...
97684	1851	" " " " " " Lever ...
646 (804)	2084	" " " " " " " " Hinge Screw ...
12329	1966	" " " " " " " " Spring ...
97799	2082	" " " " " " " " Pin ...
109536 (804)	2077	" " " " " " " " Screw Stud ...
11422	2082	" " " " " " " " Spring ...
82446	2082	" " " " " " " " Washer (felt) ...
97797	2082	" " " " " " (fibre) ...
97800	---	<b>Tension (rotating) and Thread Take-up Spring,</b> complete, Nos. 1560(806), 11422, 82446, 82525, 97683, 97696, 97698, 97795 to 97798 and 109536(804) ...
97756	2082	<b>Thread Guard (side of arm)</b> ...
1143 (803)	2078	" " " " " " " " Set Screw ...
†97769	2478	" " " " " " " " Lubricating Cup ...
97770	---	" " " " " " " " 97769 with 160(803), 97772 and 250519
250519	1966	" " " " " " " " Oil Pad (felt) ...
160 (803)	2084	" " " " " " " " Set Screw ...
97772	2478	" " " " " " " " Thread Guide ...
86363	1851	" " " " " " " " Retaining Disc ...
†1110 (805)	2078	" " " " " " " " Screw Stud ...
20972	---	" " " " " " " " 1110(805) with 1560(804)
1560 (804)	2078	" " " " " " " " Regulating Thumb Nut ...
2103	1851	" " " " " " " " Spring ...
97757	---	" " " " " " " " Retainer, complete, Nos. 2103, 20972 and two 89363
95024	2081	" " " " " " " " Thread Eyelet ...
109050 (806)	2077	" " " " " " " " " " Screw ...
97687	1819	" " " " " " " " Take-up Crank ...
109484 (805)	2077	" " " " " " " " Cap Screw ...
97688	1966	" " " " " " " " Cotter Pin ...
690 (803)	2084	" " " " " " " " " " Screw ...
97689	1966	" " " " " " " " Lever ...
97690	1966	" " " " " " " " Bushing ...

† when ordering state colour required.

Part No.	Plate			Description	
109515 (804)	2077	<b>Thread Take-up Lever</b>		Bushing Clamping Screw	...
97691	1966	"	"	Hinge Pin	...
97692	1966	"	"	Link	...
97393	2082	"	"	" Hinge Pin	...
457 (805)	2084	"	"	" " " End Screw	...
430 (830)	2084	"	"	" " " Set Screw	...
97694	---	"	"	complete, Nos. 457 (805), 97689 to 97693 and 109515 (804)	...
82525	1849	"	"	Spring	...
97696	1849	"	"	Adjusting Sleeve	...
97798	2082	"	"	Lever	...
97698	2080	"	"	Regulator	...
443 (803)	2084	"	"	" Set Screw	...
97699	2076	<b>Throat Plate</b>			...
180 (806)	2078	"	"	Screw (2)	...
97834	---	<b>Drip Pan</b>		with six wood screws $\frac{1}{2}$ " No. 5	...

## PARTS SPECIAL TO MACHINE No. 132K8

**Flat Bed, Compensating Drop Feed, Needle Bar Link, Link Take-up, Rotating Hook Mechanism with replaceable bearing rings. Maximum length of stitch  $\frac{1}{2}$  inch. For Heavy Jute and Hemp Threads, for Sack Work.**

This machine is the same as No. 132K7 with the following exceptions:

Part No.	Plate			Description	
97779	2068	<b>Feed Dog</b>			...
Catalogue 5020	---	<b>Needle</b>		size 30 (216 x 3)	...
97765	---	<b>Presser Foot Plate</b>			...
97784	2318	"	"	(hinged), complete, Nos. 8554, 95489, 97659 and 97765	...
8575	---	"	"	Hinge Pin	...
97782	---	"	"	Plate	...
97783	---	"	"	Shank	...
97780	2070	"	"	(hinged), complete, Nos. 8575, 95489, 97782 and 97783	...
97700	2070	"	"	(plain)	...
97702	2068	<b>Throat Plate</b>		for 97625	...
97781	2068	"	"	" 97779	...

*NOTE. Feed Dog 97779, Presser Foot 97780 and Throat Plate 97781 are sent with this machine unless otherwise specified on order.*

## Special Parts for Double Presser Feet for Bag Hemming

for Machines 132K7 and 132K8

Part No.	Plate			Description	
97703	2067	<b>Face Plate</b>			...
109032 (806)	2077	"	"	Screw (2)	...
97764	2068	<b>Feed Dog</b>			...
97654	2478	<b>Presser Bar</b>			...
97704	2068	"	"	Guide Bracket with two 1229 (803)	...
1229 (803)	2078	"	"	" " Set Screw	...
97705	2318	"	"	Lifting and Releasing Lever Bracket	...
97706	2072	"	"	Spring	...
97707	2070	"	"	Foot (right)	...
97708	2070	"	"	(left)...	...
109329 (806)	2077	"	"	( " ) Screw	...
1547 (803)	2078	"	"	( " ) " Nut	...
252 (805)	2084	<b>Pressure Regulating Thumb Screw</b>		(for Face Plate)	...
97753	2068	<b>Throat Plate</b>			...

# PARTS COMPLETE

FOR

## MACHINE No. 132K10

(OBSOLETE)

**Flat Bed, Drop Feed, Needle Bar Link, Link Take-up, Rotating Hook Mechanism with replaceable bearing rings. Maximum length of stitch  $\frac{1}{2}$  inch. For General Cloth, Canvas and Leather Work.**

Part No.	Plate	Description
✚97601	—	Arm with 56003 and two 97829
<i>NOTE.—Due to the accuracy required for Gear alignment, Arm cannot be supplied separately and can only be sent out as a unit, Arm and Bed assembled.</i>		
8582	1966	Arm Dowel Pin (2)
56003	1851	" Oil Tube with 52045
52045	2081	" " " Packing (felt)
118 (805)	2084	" Screw (4)
97806	2079	" Shaft (horizontal)
97950	2471	" " ( " ) Flanged Bushing (back)
97923	2471	" " ( " ) " " ( " ) 97950 with 52198 and 97924
97605	1851	" " ( " ) " Bushing (back) Drain Tube
97829	2073	" " ( " ) " " ( " ) Oiler
52198	2471	" " ( " ) " " ( " ) Oil Pad (outside, felt)
97924	—	" " ( " ) " " (back) Oil Pad (inside, braided cotton)
446 (803)	2084	" " ( " ) " Bushing (back) Set Screw
97951	2471	" " ( " ) " " (front)
97925	2471	" " ( " ) " " ( " ) 97951 with 52198 and 97926
97829	2073	" " ( " ) " Bushing (front) Oiler
52198	2471	" " ( " ) " " ( " ) Oil Pad (outside, felt)
97926	—	" " ( " ) " " (front) Oil Pad (inside, braided cotton)
50084 (803)	2078	" " ( " ) " Bushing (front) Set Screw
97807	2080	" " ( " ) Gear with three 50083(803)
97609	1844	" " ( " ) " Case (two pieces) with 121(805) and 50234(804)
50234 (804)	2078	" " ( " ) " " Plug Screw
121 (805)	2084	" " ( " ) " " Screw
50083 (803)	2078	" " ( " ) " Set Screw
144 (803)	2084	" " ( " ) " Screw

Part No.	Plate	Description
97610	2478	Arm Shaft (upright)
97611	1849	" " ( " ) Bushing (lower)
575 (803)	2084	" " ( " ) " ( " ) Set Screw
97612	1849	" " ( " ) " (upper)
575 (803)	2084	" " ( " ) " ( " ) Set Screw
97808	2080	" " ( " ) Gear (lower) with 109580(806) and two 109581(803)
109580 (806)	2077	" " ( " ) " ( " ) Position Screw
109581 (803)	2077	" " ( " ) " ( " ) Set Screw
97809	2080	" " ( " ) " (upper) with 109580(806) and two 109581(803)
109580 (806)	2077	" " ( " ) " ( " ) Position Screw
109581 (803)	2077	" " ( " ) " ( " ) Set Screw
97614	2317	" Side Cap
1226 (804)	2078	" " " Screw
97615	2317	" " Cover
51224 (804)	2084	" " " Thumb Screw
82403	1851	" Spool Pin (2)
97616	2089	" " " Bushing
202247	2317	" Top Cover
109505 (808)	2077	" " " Screw
202248	1849	" " " Washer
✚97618	—	Bed with two each 46224 and 97830
<i>NOTE. Due to the accuracy required for Gear alignment, Bed cannot be supplied separately and can only be sent out as a unit, Arm and Bed assembled.</i>		
91058	2317	Bed Slide (front)
97619	2317	" " ( " ) Spring
337 (804)	2084	" " ( " ) " Screw
97620	—	" " ( " ) 91058 with 97619 and two 337(804)
91057	2317	" " (back)
180 (806)	2078	" " ( " ) Screw (2)
97621	1844	Face Plate
109045 (806)	2077	" " Screw (2)
97622	1849	" " Thread Guard
190 (804)	2084	" " " " Screw
98484	2081	" " " " Thread Retainer
97709	2478	Feed Bar
97710	2076	" " Lifting Link
1278 (803)	2078	" " " " Hinge Screw (2)
1620 (803)	2078	" " " " " Nut (2)
313 (803)	2084	" " Screw Centre (2)
1519 (803)	2078	" " " " Nut (2)

Part No.	Plate	Description
97625	2076	<b>Feed Dog</b> ... ..
109050 (803)	2077	" " Screw (2) ... ..
97711	2317	" Eccentric ... ..
97712	2317	" " Adjusting Disc ... ..
97628	2317	" " " Flange ... ..
97629	2478	" " " " Coupling with five 50083(803)
50083 (803)	2078	" " " " " Screw ... ..
213655	1849	" " Friction Spring Washer ... ..
109513 (805)	2077	" " " " " Screw ... ..
1521 (805)	2078	" " " " " Nut ... ..
109514 (805)	2077	" " Fulcrum Screw ... ..
1521 (805)	2078	" " " " Nut ... ..
97713	2080	" Lifting Eccentric with two 446-803 ... ..
446 (803)	2084	" " " Set Screw ... ..
97714	2075	" " Rock Shaft ... ..
97634	1849	" " " " Bushing (front) ... ..
46224	1851	" " " " " ( " ) Oiler ... ..
436 (803)	2078	" " " " " ( " ) Set Screw ... ..
97635	1849	" " " " " (back) ... ..
97830	2073	" " " " " ( " ) Oiler ... ..
436 (803)	2078	" " " " " ( " ) Set Screw ... ..
97715	1844	" " " " Connecting Rod with 97716 and two 1186(805)
✦97716	—	" " " " " Cap ... ..
1186 (805)	2078	" " " " " Screw ... ..
109534 (803)	2077	" " " " " Hinge Screw ... ..
1608 (803)	2078	" " " " " " " Nut ... ..
97717	2076	" " " " Crank with two 1186(803) ... ..
1186 (803)	2078	" " " " " Clamping Screw ... ..
166 (804)	2078	" " " " End Screw ... ..
213161	2080	" Regulating Lever with 213657 ... ..
109506 (803)	2077	" " " Hinge Screw ... ..
97771	1851	" " " Spring ... ..
213657	2080	" " " Pin ... ..
97636	2075	<b>Feed Rock Shaft</b> ... ..
97637	1849	" " " Bushing (front) ... ..
46224	1851	" " " " ( " ) Oiler ... ..
109519 (803)	2077	" " " " ( " ) Set Screw ... ..
97638	1849	" " " " (back) ... ..
97830	2073	" " " " ( " ) Oiler ... ..
109519 (803)	2077	" " " " ( " ) Set Screw ... ..
97718	1844	" " " Connecting Rod with 97716 and two 1186(805)
✦97716	—	" " " " " Cap ... ..
1186 (805)	2078	" " " " " Screw ... ..

Part No.	Plate	Description
97719	2076	<b>Feed Rock Shaft</b> Connecting Rod Crank with two 1186(803)
1186 (803)	2078	" " " " " Clamping Screw ... ..
109534 (803)	2077	" " " " " Hinge Screw ... ..
1608 (803)	2078	" " " " " Nut ... ..
166 (804)	2078	" " " End Screw ... ..
<del>85527</del>	<del>2089</del>	<del>Guide ... 10/6.2</del> ... ..
<del>793 (804)</del>	<del>2084</del>	<del>Thumb Screw (2) ... 10/6.2</del> ... ..
889 (803)	2084	<b>Machine Hinge Connection Set Screw (2)</b> ... ..
103113	2079	<b>Machine Pulley</b> , "V" belt groove (diam. of belt groove 4 1/4") with two 434(803)
97791	2075	" " 5 1/2" pulley (9" diam.), with two 434(803) for Foot Power
97835	—	" " (two speed) with two 434(803) ... ..
434 (803)	2084	" " Set Screw ... ..
<i>NOTE: No. 103113 is sent with this machine unless otherwise specified on order, but Bobbin Winder No. 97945 must be used with Machine Pulley No. 97791.</i>		
Catalogue 5011	—	<b>Needle</b> , size 25 (216 x 1) ... ..
97644	2478	<b>Needle Bar</b> (hollow) ... ..
97645	1849	" " Bushing (lower) ... ..
889 (803)	2084	" " " ( " ) Set Screw ... ..
97646	2317	" " " " (upper) ... ..
109509 (805)	2077	" " " ( " ) Cap Screw ... ..
46224	1851	" " " ( " ) Oiler ... ..
889 (803)	2084	" " " ( " ) Set Screw ... ..
97648	2082	" " Connecting Link ... ..
97649	1849	" " " " Stud with two 109512(803)
109512 (803)	2077	" " " " " Clamping Screw ... ..
97650	2082	" " " " " Slide Block ... ..
97651	2478	" " Crank with 109320(803) and 109370(803) ... ..
109370 (803)	2077	" " " Position Screw ... ..
109320 (803)	2077	" " " Set Screw ... ..
97794	2076	<b>Needle Clamp</b> ... ..
97652	—	" " 97794 with 156(806), 217(806) and 97653
156 (806)	2084	" " Screw ... ..
97653	2076	" " Thread Guide ... ..
217 (806)	2084	" " " Screw ... ..
97654	2478	<b>Presser Bar</b> ... ..
97655	1851	" " Guide Bracket with two 1186(803) ... ..
1186 (803)	2078	" " " " Clamping Screw ... ..
82429	2478	" " Lifter ... ..

Part No.	Plate	Description
109186 (806)	2077	<b>Presser Bar</b> Lifter Screw ...
1518 (803)	2078	" " " " Nut ...
97656	2080	" " Lifting and Releasing Lever Bracket ...
97657	2478	" " Spring ...
8554	—	<b>Presser Foot Hinge Pin</b> ...
97658	—	" " Plate ...
97659	—	" " Shank ...
95489	1966	" " Spring ...
97661	2082	" " (hinged), complete, Nos. 8554, 95489, 97658 and 97659
109329 (806)	2077	" " Screw ...
1547 (803)	2078	" " " Nut ...
252 (805)	2084	<b>Pressure Regulating Thumb Screw</b> ...
103019	2320	<b>Rotating Hook</b> with 103016, 103021 and three 50383(805)
103020	—	" " 103019 with 103006 <i>No. Canceled 10/12</i>
103123	—	" " 103019 with 103119 ...
103021	2320	" " Base with three 109522(803) ...
97949	2402	" " Bobbin ...
†103004	2290	" " " Case ...
103090	—	" " " " 103004 with 103007 to 103010
<i>No. Canceled 10/12</i> 103005	2290	" " " " 103090 with 662(804), 768(806), 1443(806) and 103013 to 103015
<i>No. Canceled 11/12</i> 103006	—	" " " " 103005 with 97949 ...
103118	—	" " " " 109090 with 662(804), 768(806), 1443(806), 103014, 103015 and 103115
103119	—	" " " " 103118 with 97949 ...
103007	2290	" " " " Bobbin Retainer ...
103008	2290	" " " " " " Hinge Pin ...
103009	2290	" " " " " " Spring ...
103010	2290	" " " " " " Plunger
97837	2320	" " " " Position Bracket ...
109329 (805)	2077	" " " " " " Screw ...
98419	2076	" " " " Retainer ...
97819	2089	" " " " Bracket with 889(803)
50307 (804)	2084	" " " " " " Screw ...
98422	2076	" " " " Hinge Stud ...
889 (803)	2084	" " " " " " Set Screw
98421	2076	" " " " Position Spring ...

Part No.	Plate	Description
792 (805)	2084	<b>Rotating Hook</b> Bobbin Case Retainer Position Spring Screw
98423	2320	" " " " " " Spring with 98468
†98468	—	" " " " " " Pad ...
201 (806)	2084	" " " " " " Screw ...
<i>No. Canceled 10/12</i> 103013	2290	" " " " Ring (Nylon) (only supplied when specified on order)
103115	—	" " " " " (Steel) ...
103014	2290	" " " " " Spring ...
1443 (806)	2320	" " " " " Screw ...
103015	2290	" " " " Tension Spring ...
768 (806)	2320	" " " " " Adjusting Screw
662 (804)	2084	" " " " " " Screw ...
103016	2290	" " Ring ...
50383 (805)	2320	" " " Screw ...
109522 (803)	2077	" " Screw ...
97676	2478	" " Shaft ...
97677	1849	" " " Bushing (back) ...
97678	1966	" " " " ( " ) Oil Pad ...
436 (803)	2078	" " " " ( " ) Set Screw ...
97679	1849	" " " " (front) ...
97678	1966	" " " " ( " ) Oil Pad ...
109510 (803)	2077	" " " " ( " ) Set Screw ...
97824	2080	" " " Collar with two 1258(803) ...
1258 (803)	2084	" " " Set Screw ...
97808	2080	" " " Gear with 109580(806) and two 109581(803)
97680	2478	" " " Case (two pieces) with 121(805) and 50234(804)
50234 (804)	2078	" " " " Plug Screw ...
121 (805)	2084	" " " " Screw ...
109580 (806)	2077	" " " Position Screw ...
109581 (803)	2077	" " " Set Screw ...
97681	1851	<b>Slack Thread Regulator</b> ...
97682	1851	" " " Bracket ...
448 (803)	2084	" " " " Set Screw ...
1147 (803)	2078	" " " Set Screw ...
97795	2082	<b>Tension Disc</b> (inner) ...
97796	2082	" " (outer) ...
1560 (804)	2078	" Regulating Thumb Nut ...
97683	1851	" Releasing Disc ...
97684	1851	" " Lever ...
646 (804)	2084	" " " Hinge Screw ...
12329	1966	" " " Spring ...

## PARTS FOR MACHINE No. 132K10

Part No.	Plate	Description
97799	2082	<b>Tension</b> Releasing Pin ... ..
109536 (804)	2077	" Screw Stud ... ..
11422	2082	" Spring ... ..
82446	2082	" Washer (felt) ... ..
97797	2082	" " (fibre) ... ..
<b>97800</b>	—	<b>Tension (rotating) and Thread Take-up Spring,</b> complete, Nos. 1560(804), 11422, 82446, 82525, 97683, 97696, 97698, 97795 to 97798 and 109536(804) ... ..
97750	2082	<b>Thread Guard</b> (side of arm) ... ..
1143 (803)	2078	" " Set Screw ... ..
97769	2478	" Lubricating Cup ... ..
97770	—	" " " 97769 with 160(803), 97772 and 250519
250519	1966	" " " Oil Pad (felt) ... ..
160 (803)	2084	" " " Set Screw ... ..
97772	2478	" " " Thread Guide ... ..
89363	1851	" Retaining Disc ... ..
†1110 (805)	2078	" " Screw Stud ... ..
20972	—	" " " " 1110(805) with 1560(804)
1560 (804)	2078	" " " " Regulating Thumb Nut ... ..
2103	1851	" " Spring ... ..
97757	—	" Retainer, complete, Nos. 2103, 20972 and two 89363
95024	2081	" " Thread Eyelet ... ..
109050 (806)	2077	" " " " Screw ... ..
97687	1849	" Take-up Crank ... ..
109484 (805)	2077	" " " Cap Screw ... ..
97688	1966	" " " Cotter Pin ... ..
690 (803)	2084	" " " " " Screw ... ..
97689	1966	" " Lever ... ..
97690	1966	" " " Bushing ... ..
109515 (804)	2077	" " " " Clamping Screw ... ..
97691	1966	" " " Hinge Pin ... ..
97692	1966	" " " Link ... ..
97693	2082	" " " " Hinge Pin ... ..
457 (805)	2084	" " " " " End Screw ... ..
430 (830)	2084	" " " " " Set Screw ... ..
97694	—	" " " " complete, Nos. 457(805), 97689 to 97693 and 109515(804)
82525	1849	" " Spring ... ..
97696	1849	" " " Adjusting Sleeve ... ..
97798	2082	" " " Lever ... ..
97698	2080	" " " Regulator ... ..
443 (803)	2084	" " " " Set Screw ... ..

## PARTS FOR MACHINE No. 132K10

Part No.	Plate	Description
97699	2076	<b>Throat Plate</b> ... ..
180 (806)	2078	" " Screw (2) ... ..
97834	—	<b>Drip Pan</b> with six wood screws $\frac{1}{2}$ " No. 5 ... ..

# PARTS COMPLETE

## FOR

# MACHINE No. 132K12

**Flat Bed, Drop Feed, Needle Bar Link, Link Take-up, High Lift Vertical Trimmer, Trimming Knife on hinged holder controlled by spring pressure, Rotating Hook Mechanism with replaceable bearing rings and automatic Variable Tension. Maximum length of stitch  $\frac{1}{4}$  inch. For Stitching and Trimming Soft Shoulder Pads (Arm Scye Work).**

Part No.	Plate	Description
†97838	—	Arm with 56003 and two 97829 ... ..
8582	1966	Arm Dowel Pin (2) ... ..
56003	1851	" Oil Tube with 52045 ... ..
52045	2081	" " " Packing (felt) ... ..
118 (805)	2084	" Screw (4) ... ..
97806	2079	" Shaft (horizontal) ... ..
97950	2471	" " ( " ) Flanged Bushing (back) ... ..
97923	2471	" " ( " ) " " ( " ) 97950 with 52198 and 97924
97605	1851	" " ( " ) " Bushing (back) Drain Tube
97829	2073	" " ( " ) " " ( " ) Oiler ...
52198	2471	" " ( " ) " " ( " ) Oil Pad (outside, felt)
97924	—	" " ( " ) " " (back) Oil Pad (inside, braided cotton)
446 (803)	2084	" " ( " ) " Bushing (back) Set Screw
97951	2471	" " ( " ) " " (front) ...
97925	2471	" " ( " ) " " ( " ) 97951 with 52198 and 97926
97829	2073	" " ( " ) " Bushing (front) Oiler ...
52198	2471	" " ( " ) " " ( " ) Oil Pad (outside, felt)
97926	—	" " ( " ) " " (front) Oil Pad (inside, braided cotton)
50084 (803)	2078	" " ( " ) " Bushing (front) Set Screw

† when ordering state colour required.

Part No.	Plate	Description
97807	2080	Arm Shaft (horizontal) Gear with three 50083(803) ...
97609	1844	" " ( " ) " Case (two pieces) with 121(805) and 50234(804)
50234 (804)	2078	" " ( " ) " " Plug Screw ... ..
121 (805)	2084	" " ( " ) " " Screw ... ..
50083 (803)	2078	" " ( " ) " " Set Screw ... ..
144 (803)	2084	" " ( " ) " Screw ... ..
97610	2478	" " (upright) ... ..
97611	1849	" " ( " ) Bushing (lower) ... ..
575 (803)	2084	" " ( " ) " ( " ) Set Screw ... ..
97612	1849	" " ( " ) " (upper) ... ..
575 (803)	2084	" " ( " ) " ( " ) Set Screw ... ..
97808	2080	" " ( " ) Gear (lower) with 109580(806) and two 109581(803)
109580 (806)	2077	" " ( " ) " ( " ) Position Screw ... ..
109581 (803)	2077	" " ( " ) " ( " ) Set Screw ... ..
97809	2080	" " ( " ) " (upper) with 109580(806) and two 109581(803)
109580 (806)	2077	" " ( " ) " ( " ) Position Screw ... ..
109581 (803)	2077	" " ( " ) " ( " ) Set Screw ... ..
†97615	2317	" Side Cover ... ..
51224 (804)	2084	" " " Thumb Screw ... ..
82403	1851	" Spool Pin (2) ... ..
†97616	2089	" " " Bushing ... ..
†202247	2317	" Top Cover ... ..
109505 (808)	2077	" " " Screw ... ..
202248	1849	" " " " Washer ... ..
†97839	—	Bed with two each 46224 and 97830 ... ..
<i>NOTE.—Due to the accuracy required for Gear alignment, Bed cannot be supplied separately and can only be sent out as a unit, Arm and Bed assembled.</i>		
97929	2472	Bed Slide (front) ... ..
97930	—	" " ( " ) 97929 with 97619 and two 337(804) ... ..
97619	2317	" " ( " ) Spring ... ..
337 (804)	2084	" " ( " ) " Screw ... ..
97931	2476	" " (back) ... ..
97927	—	" " ( " ) 97931 with 236(805) and 97928
97928	2474	" " ( " ) Extension ... ..
236 (805)	2475	" " ( " ) " Screw ... ..
180 (806)	2078	" " ( " ) Screw (2) ... ..
†97843	2472	Face Plate ... ..
109279(806)	<del>158 (807)</del> 2084 1/2	" Screw (front) ... ..
120 (806)	2084	" " " (back) ... ..
120 (806)	2084	" " " (upper) ... ..
97622	1849	" " " Thread Guard ... ..

† when ordering state colour required.

Part No.	Plate	Description
190 (804)	2084	<b>Face Plate</b> Thread Guard Screw ...
98484	2081	" " " " Thread Retainer ...
97709	2478	<b>Feed Bar</b> ...
97710	2076	" " Lifting Link ...
1278 (803)	2078	" " " " Hinge Screw (2) ...
1620 (803)	2078	" " " " " " Nut (2) ...
313 (803)	2084	" " Screw Centre (2) ...
1519 (803)	2078	" " " " Nut (2) ...
97932	2474	<b>Feed Dog</b> ...
109050 (803)	2077	" " Screw (2) ...
97711	2317	" Eccentric ...
97712	2317	" " Adjusting Disc ...
97628	2317	" " " Flange ...
97629	2478	" " " " Coupling with five 50083(803)
50083 (803)	2078	" " " " " " Screw ...
213655	1849	" " Friction Spring Washer ...
109513 (805)	2077	" " " " " " Screw ...
1521 (805)	2078	" " " " " " Nut ...
109514 (805)	2077	" " Fulcrum Screw ...
1521 (805)	2078	" " " " " " Nut ...
97713	2080	" Lifting Eccentric with two 446(803) ...
446 (803)	2084	" " " " Set Screw ...
97714	2075	" " Rock Shaft ...
97634	1849	" " " " Bushing (front) ...
46224	1851	" " " " " ( " ) Oiler ...
436 (803)	2078	" " " " " ( " ) Set Screw ...
97635	1849	" " " " " (back) ...
97830	2073	" " " " " ( " ) Oiler ...
436 (803)	2078	" " " " " ( " ) Set Screw ...
97715	1844	" " " " Connecting Rod with 97716 and two 1186(805)
†97716	—	" " " " " " Cap ...
1186 (805)	2078	" " " " " " " Screw ...
109534 (803)	2077	" " " " " " Hinge Screw ...
1608 (803)	2078	" " " " " " " " " " Nut
97717	2076	" " " " Crank with two 1186(803) ...
1186 (803)	2078	" " " " " " Clamping Screw ...
166 (804)	2078	" " " " " " End Screw ...
213161	2080	" Regulating Lever with 213657 ...
109506 (803)	2077	" " " " Hinge Screw ...
97771	1851	" " " " Spring ...
213657	2080	" " " " Pin ...

Part No.	Plate	Description
97636	2075	<b>Feed Rock Shaft</b> ...
97637	1849	" " " Bushing (front) ...
46224	1851	" " " " ( " ) Oiler ...
109519 (803)	2077	" " " " ( " ) Set Screw ...
97638	1849	" " " " (back) ...
97830	2073	" " " " ( " ) Oiler ...
109519 (803)	2077	" " " " ( " ) Set Screw ...
97718	1844	" " " " Connecting Rod with 97716 and two 1186(805)
†97716	—	" " " " " " Cap ...
1186 (805)	2078	" " " " " " " Screw ...
97719	2076	" " " " " " Crank with two 1186(803)
1186 (803)	2078	" " " " " " Clamping Screw ...
109534 (803)	2077	" " " " " " Hinge Screw ...
1608 (803)	2078	" " " " " " " " " " Nut ...
166 (804)	2078	" " " " " " End Screw ...
97933	2473	<b>Knife ( <math>\frac{9}{16}</math> ")</b> ...
97846	2472	" Bar ...
97847	2472	" " Crank with 97848 ...
109625 (803)	2475	" " " " Screw Stud ...
1623 (803)	2475	" " " " " " Nut ...
8734	2474	" " " " Spring ...
97848	—	" " " " " Hook ...
97952	2473	" " Draw-up Spring ...
161 (805)	2475	" " " " " " Screw ...
43718	2473	" " " " " " Washer ...
97850	2473	" " Driving Arm with 453(803) ...
97735	2072	" " " " " Eccentric Connection ...
97851	2473	" " " " " " Crank with 453(803)
2117	2082	" " " " " " " Pin ...
453 (803)	2084	" " " " " " " " " " Set Screw
109534 (803)	2475	" " " " " " " " " " Hinge Screw
1608 (803)	2475	" " " " " " " " " " " " " " Screw Nut
2117	2082	" " " " " " " Pin ...
453 (803)	2084	" " " " " " " " " " Set Screw ...
97852	2473	" " " " " " Shaft ...
97853	2472	" " " " " " " Bracket with 2269 and 97848
50307 (804)	2084	" " " " " " " " " " Screw ...



Part No.	Plate	Description
97854	—	<b>Knife Bar Driving Arm Shaft Bracket</b> , complete, Nos. 161(805), 804(803), 1623(803), 8734, 43718, 97847, 97850 to 97853, 97856, 97952, 109625(803) and two 2117
97855	2473	<b>Knife Bar Handle</b> ... ..
201 (804)	2084	" " " Screw (2) ... ..
97856	2473	" " Releasing Lever ... ..
804 (803)	2475	" " " " Hinge Screw ... ..
2269	2402	" " " " Stop Pin ... ..
98649	2473	<b>Knife Holder</b> (hinged) ... ..
98650	2473	" " Carrier with 904(803) ... ..
207 (806)	2084	" " " Screw (2) ... ..
91670	2473	" " Gland ... ..
190 (803)	2084	" " " Screw (2) ... ..
98651	2473	" " Hinge Stud ... ..
904 (803)	2475	" " " " Set Screw ... ..
98652	2473	" " Spring ... ..
190 (803)	2084	" " " Regulating Screw ... ..
98653	2473	" " Stop Plate ... ..
187 (803)	2475	" " " " Screw ... ..
98654	—	" " complete, Nos. 187(803), 190(803) and 98649 to 98653
889 (803)	2084	<b>Machine Hinge Connection Set Screw</b> (2) ... ..
103113	2079	<b>Machine Pulley</b> , "V" belt groove (diam. of belt groove 4 $\frac{1}{4}$ " ) with two 434(803)
97791	2075	" " 5 $\frac{1}{2}$ " pulley (9" diam.), with two 434(803), for Foot Power
97835	—	" " (two speed) with two 434(803) ... ..
434 (803)	2084	" " Set Screw ... ..
<i>NOTE.—No. 103113 is sent with this machine unless otherwise specified on order, but Bobbin Winder No. 97945 must be used with Machine Pulley No. 97791.</i>		
Catalogue 5011	—	<b>Needle</b> , size 25 (216 × 1) ... ..
97934	2472	<b>Needle Bar</b> (hollow) ... ..
97645	1849	" " Bushing (lower) ... ..
889 (803)	2084	" " " ( " ) Set Screw ... ..
97646	2317	" " " (upper) ... ..
109509 (805)	2077	" " " ( " ) Cap Screw ... ..
46224	1851	" " " ( " ) Oiler ... ..
889 (803)	2084	" " " ( " ) Set Screw ... ..
97648	2082	" " Connecting Link ... ..
97858	2474	" " " " Stud with two 109512(803)
109512 (803)	2077	" " " " Clamping Screw ... ..

Part No.	Plate	Description
97650	2082	<b>Needle Bar Connecting Link Stud Slide Block</b> ... ..
97727	2072	" " Crank ... ..
97859	—	" " " 97727 with 2022, 97860, 109320(803) and 109370(803)
97860	2474	" " " Eccentric ... ..
2022	2082	" " " " Position Pin ... ..
109370 (803)	2077	" " " Position Screw ... ..
109320 (803)	2077	" " " Set Screw ... ..
196 (806)	2475	" " Needle Clamping Screw ... ..
97861	2472	<b>Presser Bar</b> ... ..
97862	2476	" " Guide Bracket with two 200-803 ... ..
200 (803)	2475	" " " " Set Screw ... ..
82429	2478	" " Lifter ... ..
109186 (806)	2077	" " " Screw ... ..
1518 (803)	2078	" " " " Nut ... ..
97656	2080	" " Lifting and Releasing Lever Bracket ... ..
103066	2474	" " Spring ... ..
97935	—	<b>Presser Foot Bracket</b> ... ..
1423 (803)	2475	" " " End Screw ... ..
97936	—	" " Plate ... ..
97937	—	" " Shank ... ..
97938	2476	" " (hinged) complete, Nos. 97935 to 97937 and two 1423(803)
109329 (806)	2077	" " Screw ... ..
1547 (803)	2078	" " " Nut ... ..
252 (805)	2084	<b>Pressure Regulating Thumb Screw</b> ... ..
103019	2320	<b>Rotating Hook</b> with 103016, 103021 and three 50383(805),
103020	—	" " 103019 with 103006 <i>No. Canceled 10/12</i>
103123	—	" " 103019 with 103119 ... ..
103021	2320	" " Base with three 109522(803) ... ..
97949	2402	" " Bobbin ... ..
✚103004	2290	" " " Case ... ..
103090	—	" " " 103004 with 103007 to 103010
<i>No. Canceled 10/12</i> 103005	2290	" " " 103090 with 662(804), 768(806), 1443(806) and 103013 to 103015
<i>No. Canceled 10/12</i> 103006	—	" " " 103005 with 97949 ... ..
103118	—	" " " 103090 with 662(804), 768(806), 1443(806), 103014, 103015 and 103115
103119	—	" " " 103118 with 97949 ... ..
103007	2290	" " " Bobbin Retainer ... ..

Part No.	Plate	Description					
103008	2290	<b>Rotating Hook</b>	Bobbin	Case	Bobbin	Retainer	Hinge Pin
103009	2290	"	"	"	"	"	Spring ...
103010	2290	"	"	"	"	"	"
							Plunger
97837	2320	"	"	"	"	Position Bracket	...
109329 (805)	2077	"	"	"	"	"	Screw ...
98419	2076	"	"	"	"	Retainer	...
97819	2089	"	"	"	"	Bracket with	...
						889(803)	...
50307 (804)	2084	"	"	"	"	"	Screw ...
98422	2076	"	"	"	"	Hinge Stud	...
889 (803)	2084	"	"	"	"	"	Set Screw
98421	2076	"	"	"	"	Position Spring	...
792 (805)	2084	"	"	"	"	"	Screw
98423	2320	"	"	"	"	Spring with 98468	...
†98468	—	"	"	"	"	Pad	...
201 (806)	2084	"	"	"	"	"	Screw ...
103013	2290	"	"	"	"	Ring (Nylon) (only supplied when specified on order)	...
103115	—	"	"	"	"	(Steel)	...
103014	2290	"	"	"	"	Spring	...
1443 (806)	2320	"	"	"	"	"	Screw ...
103015	2290	"	"	"	"	Tension Spring	...
768 (806)	2320	"	"	"	"	Adjusting	Screw
662 (804)	2084	"	"	"	"	"	Screw ...
103016	2290	"	"	Ring	...	...	...
50383 (805)	2320	"	"	"	Screw	...	...
109522 (803)	2077	"	"	Screw	...	...	...
97676	2478	"	"	Shaft	...	...	...
97677	1849	"	"	"	Bushing (back)	...	...
97678	1966	"	"	"	( " ) Oil Pad	...	...
436 (803)	2078	"	"	"	( " ) Set Screw	...	...
97679	1849	"	"	"	(front)	...	...
97678	1966	"	"	"	( " ) Oil Pad	...	...
109510 (803)	2077	"	"	"	( " ) Set Screw	...	...
97824	2080	"	"	"	Collar with two 1258(803)	...	...
1258 (803)	2084	"	"	"	Set Screw	...	...
97808	2080	"	"	"	Gear with 109580(806) and two 109581(803)	...	...
97680	2478	"	"	"	Case (two pieces) with 121(805) and 50234(804)	...	...
50234 (804)	2078	"	"	"	Plug Screw	...	...

No. Canceled 11/12

Part No.	Plate	Description					
121 (805)	2084	<b>Rotating Hook</b>	Shaft	Gear	Case	Screw	...
109580 (806)	2077	"	"	"	"	Position Screw	...
109581 (803)	2077	"	"	"	"	Set Screw	...
97804	2320	<b>Slack Thread Regulator</b>	...	...	...	...	...
97805	2320	"	"	"	"	97804 with 97690 and 109515(804)	...
97690	1966	"	"	"	"	Bushing	...
109515 (804)	2077	"	"	"	"	Clamping Screw	...
190 (804)	2084	"	"	"	"	Screw (2)	...
2102	1966	<b>Tension Disc (2)</b>	...	...	...	...	...
97866	2474	"	Spring	...	...	...	...
97867	2474	"	Stud	...	...	...	...
97868	2474	"	"	Presser Plate (hinged)	...	...	...
837 (803)	2475	"	"	"	"	Adjusting Screw	...
1592 (803)	2475	"	"	"	"	"	Nut
97869	2472	"	"	"	"	Arm with 97872	...
97870	2474	"	"	"	"	Adjusting Lever	...
109627 (805)	2475	"	"	"	"	"	Thumb Screw
97871	2474	"	"	"	"	Bracket with 177(803)	...
177 (803)	2475	"	"	"	"	Set Screw	...
97872	—	"	"	"	"	Pin	...
109626 (808)	2475	"	"	"	"	Hinge Screw	...
1718 (805)	2475	"	"	"	"	"	Nut
97873	—	<b>Tension Stud</b>	Presser Plate (automatic, varying) complete, Nos. 837(803), 1592(803), 1718(805), 97868 to 97871, 109626(808) and 109627(805)	...	...	...	...
95024	2084	<b>Tension Thread Eyelet</b>	...	...	...	...	...
109050 (806)	2077	"	"	"	"	Screw	...
97756	2082	<b>Thread Guard</b> (side of arm)	...	...	...	...	...
1143 (803)	2078	"	"	Set Screw	...	...	...
82448	2474	"	Roller	...	...	...	...
109628 (804)	2475	"	"	Screw Stud	...	...	...
97874	2474	"	"	Thread Guide	...	...	...
212 (805)	2475	"	"	"	"	Screw	...
97875	—	<b>Thread Roller and Thread Take-up Spring</b> , complete, Nos. 212(805), 82448, 82525, 97696, 97698, 97798, 97874 and 109628(804)	...	...	...	...	...
97687	1849	<b>Thread Take-up Crank</b>	...	...	...	...	...
109484 (805)	2077	"	"	"	Cap Screw	...	...
97688	1966	"	"	"	Cotter Pin	...	...

## PARTS FOR MACHINE No. 132K12

Part No.	Plate	Description	
690 (803)	2084	<b>Thread Take-up Crank</b>	Cotter Pin Screw ... ..
97689	1966	" "	Lever ... ..
97690	1966	" "	" Bushing ... ..
109515 (804)	2077	" "	" " Clamping Screw ... ..
97691	1966	" "	" Hinge Pin ... ..
97692	1966	" "	" Link ... ..
97693	2082	" "	" " Hinge Pin ... ..
457 (805)	2084	" "	" " " End Screw ... ..
430 (830)	2084	" "	" " " Set Screw ... ..
97694	—	" "	complete, Nos. 457(805), 97689 to 97693 and 109515(804)
82525	1849	" "	Spring ... ..
97696	1849	" "	" Adjusting Sleeve ... ..
97798	2082	" "	" Lever ... ..
97698	2080	" "	" Regulator ... ..
443 (803)	2084	" "	" " Set Screw ... ..
97939	2476	<b>Throat Plate Body</b>	... ..
97940	2476	" "	Cutting Bar ( $\frac{3}{8}$ " ) ... ..
237 (806)	2475	" "	" " Screw ... ..
97941	—	" "	complete, Nos. 97939, 97940 and two 237(806)
180 (806)	2078	" "	Screw (2) ... ..
97834	—	<b>Drip Pan</b>	with six wood screws $\frac{1}{2}$ " No. 5 ... ..

## Accessories

Part No.	Plate	Description
84118	2076	Machine Button with 84151 and wood screw 1 1/4" No. 9 R.H.B.
84151	---	" " Washer (leather)
87520	---	Machine Rest Pin (for U.S.A. and Canada only) Accessories, nos. 5020, 2076, (219 & 1) for 132K8, 132K7, 132K10 and 132K12 Machines
Catalogue 5020	---	Needles, six size 30 (216 x 3) for 132K8 and 132K9 Machines
120342	1600	Oiler ... ..
97949	2402	Rotating Hook Bobbin (2) ... ..
86611	1600	Screw Driver (large) ... ..
161295	---	" " (small) ... ..

# Bobbin Winders

## BOBBIN WINDER

(Swinging Automatic, Left Hand)

Part No.	Plate	Description
†41894	2401	Base with 449(803) ...
894 (804)	2084	" Screw ...
2362	2402	Bobbin Position Pin ...
†41896	2402	Frame ...
41441	2402	" Hinge Pin ...
449 (803)	2084	" " " Set Screw ...
125044	2081	" Oil Pad ...
41897	2402	" Spring ...
†43270	2401	Friction Pulley with 43271, two 448(803) and ten 26070 ...
43271	2401	" " Ring (leather) ...
26070	---	" " Rivet (brass) ...
448 (803)	2084	" " Set Screw ...
97942	2402	Spindle with 2362 ...
†97748	2402	Stop Latch ...
41446	2402	" " Hinge Pin ...
2269	2402	" " Pin ...
†97749	2401	Support Bracket ...
346 (805)	2084	" " Screw ...
†97774	2401	Tension Bracket ...
50073 (804)	2078	" " Screw ...
2102	1966	" Disc ...
109521 (803)	2077	" Screw Stud... ...
889 (803)	2084	" " " Set Screw ...
1560 (804)	2078	" " " Thumb Nut ...
2103	1851	" Spring ...
97826	2081	" Thread Guard ...
889 (803)	2084	" " " Set Screw ...
†97776	---	Tension, complete, Nos. 1560(804), 2103, 97774, 97826, 109521(803), two each 889(803) and 2102 ...
41899	2402	Tripping Arm with 176(804) ...
176 (804)	2084	" " Clamping Screw ...
97750	2402	" " Spring ...
†97944	2401	Bobbin Winder, complete, Nos. 346(805), 2269, 41441, 41446, 41894, 41896, 41897, 41899, 43270, 97748 to 97750, 97776, 97942, 125044, two 50073(804) and three 894(804) ...

† when ordering state colour required.

## BOBBIN WINDER

(Swinging Automatic, Left Hand)

For machines when fitted with Machine Pulley No. 97791  
for Foot Power.

This is the same as Bobbin Winder No. 97944 with the following exceptions:—

Part No.	Plate	Description
†97792	2401	Support Bracket ...
†97945	---	Bobbin Winder, complete, Nos. 346(805), 2269, 41441, 41446, 41894, 41896, 41897, 41899, 43270, 97748, 97750, 97776, 97792, 97942, 125044, two 50073(804) and three 894(804) ...

## BOBBIN WINDER (Universal)

(Swinging Automatic, Right Hand)

Supplied only when specified on order.

Part No.	Plate	Description
2362	2402	Bobbin Position Pin ...
†225453	2435	Frame with 202277 and 259660 ...
225454	2435	" Hinge Pin ...
202277	---	" Oil Packing (wick) ...
259660	2435	" " Well Washer ...
225455	2435	" Spring ...
225456	2435	" " Plunger ...
†202473	2434	Pulley with 200380(803) ...
200380 (803)	2435	" Set Screw ...
97943	2402	Spindle with 2362 ...
97921	2435	Stop Latch ...
200056 (805)	2435	" " Screw ...
225458	2435	" " Thumb Lever ...
225459	2435	" " " Hinge Stud ...
225459	2435	" " " Joint Stud ...
292478	2435	" " Trip Lever ...
200299 (808)	2435	" " " Hinge Screw ...
225461	2315	Tension Bracket with 201499(802) ...
200082 (804)	2315	" " Screw ...
228026	2435	" " Washer ...

† when ordering state colour required.

Part No.	Plate	Description
2102	1966	Tension Disc ... ..
13710	2315	" Spring ... ..
201499 (802)	2315	" Stud ... ..
201572 (802)	2315	" " Thumb Nut ... ..
225462	—	Tension Bracket, complete, Nos. 13710, 201572(802), 225461 and two 2102
†225433	2434	Bobbin Winder and Tension Bracket Base ... ..
†97948	2434	<b>Bobbin Winder (Universal)</b> , complete, Nos. 97921, 97943, 200056(805), 200082(804), 200299(808), 202473, 202478, 225433, 225453 to 225456, 225458, 225462, 228026, two each 225459 and wood screws $\frac{1}{2}$ " No. 12 R.H.B. ... ..

### BOBBIN WINDER (Universal)

(Swinging Automatic, Right Hand) for 'V' Belt Drive

*Supplied only when specified on order.*

This is the same as Bobbin Winder 97948 with the following exceptions:—

Part No.	Plate	Description
†104196	—	Pulley with 200380(803) ... ..
†97953	—	Bobbin Winder (Universal), complete, Nos. 97921, 97943, 104196, 200056(805), 200082(804), 200299(808), 202478, 225433, 225453 to 225456, 225458, 225462, 228026, two each 225459 and wood screws $\frac{1}{2}$ " No. 12 R.H.B. ... ..

† when ordering state colour required.

## Foot Lifters

*Supplied only when specified on order.*

### FOOT LIFTER

For Machines 132K6 and 132K9.

Part No.	Plate	Description
91296	2075	Foot Lever ... ..
91299	2075	" " 91296 with 91297, 91298 and three wood screws 1 $\frac{1}{4}$ " No. 15
91297	2075	" " Bracket ... ..
91298	2318	" " " Hinge Pin ... ..
		" " " Screw (wood) 1 $\frac{1}{4}$ " No. 15 ... ..
97785		" " Chain, 34" long, with 39575, 39576 and 56864
39576	2081	" " " Hook (upper) ... ..
39575	2081	" " " " (centre) ... ..
56864	2081	" " " " (lower) ... ..
97801		Foot Lever, complete, Nos. 91299 and 97785 ... ..
†97787	2079	Lifting Lever with 448(803) ... ..
97788	2075	" " Connecting Rod ... ..
12416	1851	" " " " Joint ... ..
76 (804)	2084	" " " " " Hinge Screw ... ..
1521 (805)	2078	" " " " " Lock Nut ... ..
694 (804)	2084	" " " Hinge Screw ... ..
97768	2073	" " Link ... ..
100 (804)	2084	" " " Hinge Screw ... ..
97723	2089	" " Pin ... ..
448 (803)	2084	" " " Set Screw ... ..
97767	2089	" " Spring ... ..
1226 (804)	2078	" " " Screw ... ..
97790	—	<b>Foot Lifter</b> , complete, Nos. 76(804), 100(804), 694(804), 1226(804), 1521(805), 12416, 97723, 97767, 97768, 97787, 97788 and 97801 ... ..

### FOOT LIFTER

For Machines 132K7, 132K8, 132K10 and 132K12.

This is the same as No. 97790, less 1226-804, and with the following exceptions:—

Part No.	Plate	Description
97722	2089	<b>Lifting Lever Link</b> ... ..
97789	—	<b>Foot Lifter</b> , complete, Nos. 76(804), 100(804), 694(804), 1521(805), 12416, 97722, 97723, 97767, 97787, 97788 and 97801 ... ..

† when ordering state colour required.

# Knee Lifters

*Supplied only when specified on order.*

Part No.	Plate	Description
97831	2321	Bell Crank ... ..
729 (803)	2320	" " Hinge Screw ... ..
†97787	2079	Lifting Lever with 448(803) ... ..
97788	2075	" " Connecting Rod ... ..
12416	1851	" " " " Joint ... ..
76 (804)	2084	" " " " Hinge Screw ... ..
1521 (805)	2078	" " " " Lock Nut ... ..
694 (804)	2084	" " Hinge Screw ... ..
97768	2073	" " Link for 97833 ... ..
97722	2089	" " " " 97836 ... ..
100 (804)	2084	" " Hinge Screw ... ..
97723	2089	" " Pin ... ..
448 (803)	2084	" " " Set Screw ... ..
97767	2089	" " Spring ... ..
1226 (804)	2078	" " " Screw ... ..
5772	2319	Rock Shaft ... ..
97502	2319	" " Bracket ... ..
—	—	" " " Screw (wood) 1" No. 10 ... ..
2765	2319	" " Knee Arm with 1507(805) ... ..
2768	—	" " " " 2765 with 2766 and 2767 ... ..
2766	2319	" " " " Hub with 356(803) ... ..
356 (803)	2320	" " " " Set Screw ... ..
2767	2319	" " " Plate with 356(803) ... ..
1507 (805)	—	" " " " Arm Bracket Position Nut ... ..
356 (803)	2320	" " " " Set Screw ... ..
6337	2319	" " Lifting Bracket with two 356(803) ... ..
2778	2319	" " " " Hook ... ..
356 (803)	2320	" " " " Set Screw ... ..
356 (803)	2320	" " " " Set Screw ... ..
2770	2319	" " Stop Dog with 356(803) ... ..
356 (803)	2320	" " " " Set Screw ... ..
97832	2319	Rock Shaft, complete, Nos. 2768, 2770, 2778, 5772, 6337, two 97502 and four wood screws 1" No. 10 ... ..
97833	—	<b>Knee Lifter</b> , complete, Nos. 76(804), 100(804), 694(804), 729(803), 1226(804), 1521(805), 12416, 97723, 97767, 97768, 97787, 97788, 97831 and 97832, for 132K6 and 132K9 Machines ... ..
97836	—	<b>Knee Lifter</b> , complete, Nos. 76(804), 100(804), 694(804), 729(803), 1226(804), 1521(805), 12416, 97722, 97723, 97767, 97787, 97788, 97831 and 97832, for 132K7, 132K8, 132K10 and 132K12 Machines ... ..

† when ordering state colour required.

# Thread Unwinder

FOR TWO SPOOLS OF THREAD

Part No.	Plate	Description
27623	1855	Spool Pin ... ..
†98489	—	" Rest ... ..
98490	1855	" " 98489 with 1149(803) and two 27623 ... ..
225388	1855	" " Rod ... ..
200383 (803)	2078	" " " Set Screw ... ..
1149 (803)	2078	" " " Set Screw ... ..
†202490	1855	" Stand with 200383(803) ... ..
98491	1855	Thread Guide with 208(805) ... ..
208 (805)	2084	" " Set Screw ... ..
—	—	Screw (wood) ¾" No. 12 (for fixing to table) ... ..
†98492	1855	<b>Thread Unwinder</b> , complete, Nos. 98490, 98491, 202490, 225388 and three wood screws ¾" No. 13 ... ..

† when ordering state colour required.