

FORM 8627  
SEPTEMBER, 1919

# PRICE LIST

OF

# PARTS



FOR FAMILY SHOPS

# MACHINES

Nos. 115-1 and 115-2

---

THE SINGER MANUFACTURING COMPANY

# INDEX

---

	PAGE
ACCESSORIES.....	12
ATTACHMENT SET.....	13
"    "    STYLE No. 14.....	12
BOBBIN WINDERS.....	15
EDGE STITCHER.....	13
HAND ATTACHMENT.....	16
HEMMERS.....	13
HEMSTITCHER.....	14
MACHINE No. 115-1.....	7
"    "    115-2.....	11
NUMERICAL LIST OF PARTS.....	31
OBSOLETE PARTS.....	28
PRESSER FEET.....	14
STAND (CABINET TABLE).....	19
"    (COVER SET).....	17
TRIMMINGS FOR CABINET TABLE.....	21
"    "    COVER SET.....	20
"    "    DRAWING ROOM CABINET.....	22
"    "    OPEN-SIDE DRAWING ROOM CABINET.....	25
"    "    PORTABLE CASE.....	27
TUCK FOLDER.....	14

COPYRIGHT, U.S.A., 1919, BY THE SINGER MANUFACTURING CO.  
ALL RIGHTS RESERVED FOR ALL COUNTRIES.

## INSTRUCTIONS FOR ORDERING

In ordering from this list, use **ONLY** the part NUMBER in the **FIRST** column.

The number stamped on a Sewing Machine part is in every case the number of the single part only.

Every combination of parts sent out as such has its specific number, which, although not stamped on the parts, must be used when ordering the combination.

Each number always indicates the **SAME PART** in whatever list it appears, or for whatever machine.

The letters after some of the numbers indicate the style of finish only, as follows:

- A. Hardened, Polished and Plated.
- B. Polished and Plated
- C. Hardened only.
- D. Polished only.
- E. Soft, not Polished.
- F. Hardened and Polished.
- G.
- H. Blued.
- J. Plated only.
- K. Hardened and Plated.
- L. Brass or Gilt.
- M. Oxidized.
- P. Japanned.
- R. Parkerized.

These letters **MUST BE USED** when they appear in the list, and **AFTER** the number as in the list.

In this series

- 1 to 1500 and 50001 to 51500 are Screw Numbers.
- 1501 to 1800 are Nut Numbers.
- 1801 to 2000 are Roller Numbers.
- 2001 to 50000 and 52001 and upward are numbers of Machine Parts.

The figures in the second column refer only to the plates, illustrating the parts, and are **NOT TO BE USED** in ordering.

Parts marked with an asterisk (\*) are furnished only when repairs are made at factory.

## LIST OF PARTS COMPLETE FOR MACHINE No. 115-1

FOR FAMILY USE, ROTARY HOOK, H. O.

NO.	PLATE	NAME	EACH
*55601	—	Arm with 450c, 2006 and 2803.....	
	2002 6307	" Dowel Pin.....	
	138E 6308	" Screw.....	
55602	6300	" Shaft.....	
	2006 6302	" " Bushing (back).....	
	450c 6302	" " " " Set Screw....	
*2803	—	" " " (front).....	
55513	4917	" Side Cover.....	
	286B 6308	" " " Thumb Screw.....	
	2007 6307	" Spool Pin.....	
	8879 6307	" " " Washer (cloth).....	
15282	6300	Balance Wheel, 2½ in. pulley.....	
*55603	—	Bed.....	
55604	—	" Slide.....	
55605	6301	Bed Slide complete, Nos. 2824, 55604 and two 50216J.....	
	2824 6307	Bed Slide Spring.....	
50216J	6307	" " " Screw.....	
	256B 6301	Clamp Stop Motion Clamp Screw.....	
	248A 6307	" " " " Stop Screw..	
	2020 6301	" " " " Washer.....	
*15312	—	" " " Flanged Bushing....	
15313	6301	" " " " " 15312 with two 462c.....	
	2022 6307	Clamp Stop Motion Flanged Bushing Pin.....	
	462c 6306	Clamp Stop Motion Flanged Bushing Set Screw.....	
15314	—	Clamp Stop Motion complete, Nos. 248A, 256B, 2020 and 15313.....	
55606	6300	Crank Connecting Rod with 1994, 55607 and two 1057E.....	
*55607	—	Crank Connecting Rod Cap.....	
	1057E 6302	" " " " Screw.....	
	1994 6302	" " " Roller and Stud..	
55608	6302	" " " Slide Block.....	
55609	6302	" " " " " Hinge Pin.....	

NO.	PLATE	NAME	EACH
448c	6302	Crank Connecting Rod Slide Block Hinge Pin Set Screw	
*15406	---	Face Plate	
*15407	---	" " 15406 with 15428	
15432	4917	" " 15407 with 857b, 2827, 15410, 15412 and 50292B	
15408	---	Face Plate Tension Seat	
15428	---	" " " " 15408 with 15395	
55644	---	Face Plate complete, Nos. 1560b, 13710, 15238, 15432, 32572, 50291E, 55645 and two 2102	
190J	6302	Face Plate Screw	
2827	6307	" " Thread Guard with 8505	
8505	6307	" " " " Rivet...per 100	
55649	---	Feed Bar	
55611	6302	" " 55649 with 50014c	
55612	6302	" " Hinge Pin	
50014c	6302	" " " " Set Screw	
55613	6302	" " Spring	
190D	6302	" " " Screw	
7071	6302	" " " Washer	
55614	6302	" " Wearing Plate	
50149E	6302	" " " " Adjusting Screw	
233J	6302	" " " " Screw	
15359	6304	" Cover Plate, for art work	
55615	6303	" Dog	
50117E	6308	" " Screw	
55616	6301	" Forked Connection with 175J	
175J	6308	" " " Adjusting Screw	
1381K	6308	" " " Hinge Screw (eccentric)	
1520J	6305	Feed Forked Connection Hinge Screw Nut	
1832	6308	" " " Roller and Screw Stud	
2044	6302	Feed Regulator	
8217	4918	" " Friction Washer	
50353E	4918	" " Hinge Screw	
747B	6302	" " Thumb Screw	
55617	6301	" Rock Shaft	
307c	6308	" " " Screw Centre	
56814	---	" " " " " 307c with 1513J	
1513J	6308	Feed Rock Shaft Screw Centre Nut	
55618	6301	Needle Bar	
15248	6305	" " Connecting Link with 930E	
930E	6305	" " " " Adjusting Screw	

NO.	PLATE	NAME	EACH
570c	6305	Needle Bar Connecting Link Hinge Screw	
1520J	6305	" " " " " " "	
		Nut	
2052	6305	Needle Bar Connecting Stud with 155c	
155c	6305	" " " " Set Screw	
55619	6305	" " Thread Guard	
251A	6305	" " " " Screw	
55620	6305	" Clamp with 552c	
552c	6305	" " Thumb Screw	
15257	6301	Presser Bar	
55621	6305	" " Lifter	
1058c	6305	" " " Screw	
1520E	6305	" " " " Nut	
8399	6301	" " Spring	
2068	6305	" " " Bracket with 453c	
453c	6305	" " " " Set Screw	
2070	6305	" " " Washer	
15281	6303	" Foot	
286B	6308	" " Thumb Screw	
263B	6308	Pressure Regulating Thumb Screw	
55622	6306	Rotating Hook with 462c, 50150c, 55633 and two 50151b	
55640	---	Rotating Hook 55622 with 55629 and 55651	
55623	6306	Rotating Hook Bobbin	
55624	6306	" " " Case Latch	
55625	6306	" " " " " Lever	
2974	6306	" " " " " "	
		Fulcrum Pin	per 100
2975	6306	Rotating Hook Bobbin Case Latch Spring	
592E	6306	" " " " " Stop Screw	
55626	---	Rotating Hook Bobbin Case Hinge, Nos. 2974, 55624 and 55625	
52364	6306	Rotating Hook Bobbin Case Delivery Eye Thread Guard	
52342	6306	Rotating Hook Bobbin Case Delivery Eye Thread Guard Rivet	
55629	6306	Rotating Hook Bobbin Case Holder	
55630	6306	" " " " " Position Bracket	
704J	6306	Rotating Hook Bobbin Case Holder Position Bracket Screw	
50093F	6306	Rotating Hook Bobbin Case Tension Regulating Screw	
52343	6306	Rotating Hook Bobbin Case Tension Spring	

NO.	PLATE	NAME	EACH
1380b	6306	Rotating Hook Bobbin Case Tension Spring Screw.....	
55651	6306	Rotating Hook Bobbin Case complete, Nos. 592E, 1380b, 2975, 50093E, 52343, 52364, 55626 and two 52342.....	
50150c	6306	Rotating Hook Position Screw.....	
55633	6306	" " Section.....	
50151d	6306	" " " Screw.....	
462c	6306	" " Set Screw.....	
55634	6301	" " Shaft.....	
55635	6306	" " " Crank with 462k and 791k.....	
791k	6306	Rotating Hook Shaft Crank Position Screw.....	
462k	6306	Rotating Hook Shaft Crank Set Screw....	
2102	6307	Tension Disc.....	
1560b	6307	" Regulating Thumb Nut.....	
32572	6307	" Releasing Disc.....	
15238	6307	" " Pin.....	
50291E	4918	" Stud.....	
15410	4918	" " Bushing.....	
50292B	4918	" " Set Screw.....	
13710	6307	" Spring.....	
15395	4918	" Thread Guard.....	
26075	6307	Thread Cutter and Holder.....	
55636	6300	" Take-up Cam with 448c and 1293c.....	
1293c	6308	Thread Take-up Cam Position Screw....	
448c	6302	" " " Set Screw.....	
15071	6305	" " Lever with 1822.....	
79c	6305	" " " Hinge Screw.....	
1822	6305	" " " Roller and Stud...	
55645	4918	" " Spring.....	
15412	4918	" " " Regulator.....	
857B	4918	" " " " Set Screw	
15280	6303	Throat Plate for 55615.....	
691A	6308	" " Screw.....	

## MACHINE No. 115-2

FOR FAMILY USE, ROTARY HOOK, H. O.

This Machine is the same as No. 115-1 with the addition of the following:

### HAND ATTACHMENT PARTS

NO.	PLATE	NAME	EACH
*94002	4915	Body.....	
33647	4915	" Bracket.....	
183E	4916	" " Screw.....	
80023	4915	Crank Handle (wood).....	
94012	4915	" " Spindle.....	
8280	4916	" Hinge Pin.....	
8435B	4915	" Lever.....	
8281	4916	" Lock Pin.....	
8282	4916	" " " Spring.....	
94005B	—	Crank complete, Nos. 8435B, 80023 and 94012.....	
94006B	4916	Driver.....	
33643B	—	" Finger.....	
94007B	4916	" " 33643B with 8390, 8391 and 94009.....	
80018	4916	Driver Finger Hinge Pin.....	
94008	4916	" " Lock Pin.....	
8388	4916	" " " " Spring.....	
94009	4916	" " Sheath (leather).....	
8390	4916	" " " Plate.....	
8391	4916	" " " Staple.....	
94010	4915	Gear with 8281 and 8282.....	
94011	4915	" Cover.....	
211A	4916	" " Screw.....	
SS380D	4916	" Screw Stud.....	
80027	4916	Pinion.....	
80028	4916	" Dowel Pin.....per 100	
SS381D	4916	" Screw Stud.....	
94001B	—	Hand Attachment complete, Nos. 137B, SS380D, SS381D, 8280, 8388, 33647, 80018, 80027; 80028, 94002, 94005B to 94007B, 94008, 94010, 94011 and two each 183E and 211A.....	
137B	4916	Hand Attachment Screw.....	

## ACCESSORIES

NO.	PLATE	NAME	EACH
36569	6315	Oiler with 36571.....	
36570	—	“ 36569, filled with oil.....	
36571	6315	“ Spout, 1¼ in. long, with 36807.....	
36807	6317	“ “ Washer (leather).....	

## ATTACHMENT SET

STYLE NO. 14, IN METAL BOX (EXPORT)

NO.	PLATE	NAME	EACH
26319	5650	Binder.....	
36833	—	Box with Racks.....	
25510	5647	Braider.....	
289B	6308	“ Thumb Screw.....	
25527B	5635	Cloth Guide.....	
287B	5635	“ “ Thumb Screw.....	
25626	5650	Hemmer, ⅜ in. hem.....	
25627	5650	“ ¼ in. hem.....	
25628	5650	“ ⅜ in. hem.....	
25629	5650	“ ⅝ in. hem.....	
—	—	Needles (six).....	
55623	6306	Bobbins (five).....	
25515	5647	Quilter.....	
35463	5647	Ruffler.....	
25632	5649	“ Shirring Plate.....	
26155	—	“ 35463 with 25632.....	
25537	5635	Screw Driver (machine).....	
25538	5635	“ “ (bobbin case).....	
36583	5637	Tucker.....	
25636	5649	Under Braider.....	
25637	5647	“ “ Foot.....	
36501	—	Attachment Set complete, in metal box, Nos. 287B, 289B, 25510, 25515, 25527B, 25537, 25538, 25626 to 25629, 25636, 25637, 26155, 26319, 36583, 36833, five 55623 and six needles.....	

## ATTACHMENT SET

NO.	PLATE	NAME	EACH
25525	5635	Bias Gauge.....	
36594	5636	Binder.....	
25527B	5635	Cloth Guide.....	
287B	5635	“ “ Thumb Screw.....	
35931	5636	Hemmer (adjustable).....	
—	—	Needles (six).....	
55623	6306	Bobbins (five).....	
35932	5636	Quilter.....	
36517	5636	Ruffler.....	
35939	—	“ 36517 with 35938.....	
35938	5638	“ Shirring Plate.....	
25537	5635	Screw Driver (machine).....	
25538	5635	“ “ (bobbin case).....	
25539	5635	Stiletto.....	
36583	5637	Tucker.....	
35940	5638	Under Braider.....	
36489	—	Attachment Set complete, Nos. 287B, 25525, 25527B, 25537 to 25539, 35931, 35932, 35939, 35940, 36583, 36594, five 55623 and six needles.....	

## EDGE STITCHER

NO.	PLATE	NAME	EACH
36865	4919	Edge Stitcher.....	

## HEMMERS

NO.	PLATE	NAME	EACH
36333	4919	Hemmer (foot) for chiffon and silk.....	
35996	—	“ “ ¼ in. hem.....	
35857	6304	“ “ ⅜ in. hem.....	
35884	4919	“ “ ⅝ in. hem.....	
6267	6323	Folder.....	
25888	6323	“ Tongue.....	

NOTE: When ordering Nos. 6267 or 25888 give width of hem and No. of Hemmer for which it is required.

**HEMSTITCHER**

NO.	PLATE	NAME	EACH
28915	6304	Hemstitcher.....	

**PRESSER FEET**

NO.	PLATE	NAME	EACH
36058	4919	Presser Foot with 665B and 36059, for blind stitch cording, to turn small curves.....	
36059	4919	Presser Foot Cord Guide.....	
665B	4919	" " " " Screw.....	

NOTE: When ordering Nos. 36058 or 36059 send sample of cord for which it is to be used.

36067 4919 Presser Foot, for braiding, for art work, for braid  $\frac{1}{8}$  in. to  $\frac{3}{8}$  in. wide.....

NOTE: When ordering No. 36067 state the size or send sample of braid for which it is to be used.

**TUCK FOLDER**

NO.	PLATE	NAME	EACH
225923	2928	Folder.....	
171A	2929	" Adjusting Screw.....	
36090	2928	" Arm with 50068E.....	
50066E	2929	" Screw Stud.....	
50067D	2929	" " " Cap Screw.....	
19044	2929	" " " " " Spring Washer.....	
1704B	2929	Folder Screw Stud Thumb Nut.....	
202600	2929	" " " " " Washer...	
225926	2928	Space Gauge.....	
50068E	2929	" " Screw Stud.....	
1705B	2929	" " " " " Thumb Nut.....	
202603B	2929	" " " " " Washer.....	
36091	2928	Tuck Folder complete, for small pieces of goods, Nos. 171A, 1704B, 1705B, 19044, 36090, 50066E, 50067D, 202600, 202603B, 225923, 225926 and two 1483H.....	
1483H	2929	Tuck Folder Thumb Screw.....	
36092	4919	Presser Foot.....	

**BOBBIN WINDER (Automatic)**

NO.	PLATE	NAME	EACH
15376	6314	Adjusting Arm.....	
50058B	6313	" " Screw.....	
15072	6313	Bobbin Position Pin.....per 100	
15284	6312	Bracket (belt cover).....	
180B	6313	" Screw.....	
15413	6314	Frame.....	
50059B	6313	" Hinge Screw.....	
15286	6313	" Spring.....	
15287	6313	Friction Ring (rubber).....	
15414	6314	Pulley.....	
55638	6311	Spindle with 15072.....	
571C	6313	" Worm.....	
32625	6314	Stop Latch.....	
50230B	6313	" " Hinge Screw.....	
15291	6313	" " Spring.....	
32628	6314	Thread Guide.....	
50061B	6313	" " Hinge Screw.....	
15366	6313	" " Spring.....	
15416	6314	Worm Wheel and Thread Guide Cam.....	
15424	6314	" " " " " " Friction Washer.....	
50B	6313	Worm Wheel and Thread Guide Cam Screw Stud.....	
1528H	6313	Worm Wheel and Thread Guide Cam Screw Stud Nut.....	
55646	6323	Bobbin Winder complete, Nos. 50B, 571C, 1528H, 15284, 15286, 15287, 15291, 15366, 15376, 15413, 15414, 15416, 15424, 32625, 32628, 50058B, 50059B, 50061B, 50230B and 55638.....	

**BOBBIN WINDER (Automatic)**

OBSOLETE, USE 55646

NO.	PLATE	NAME	EACH
15376	6314	Adjusting Arm.....	
50058B	6313	" " Screw.....	
15072	6313	Bobbin Position Pin.....per 100	
15284	6312	Bracket (belt cover).....	
180B	6313	" Screw.....	
15285	6313	Frame.....	
50059B	6313	" Hinge Screw.....	

NO.	PLATE	NAME	EACH
15286	6313	Frame Spring.....	
15287	6313	Friction Ring (rubber).....	
15288	6313	Pulley.....	
55638	6311	Spindle with 15072.....	
571C	6313	“ Worm.....	
32625	6314	Stop Latch.....	
50230B	6313	“ “ Hinge Screw.....	
15291	6313	“ “ Spring.....	
32623	6314	Thread Guide.....	
2746	6313	“ “ Cam.....	
233B	6313	“ “ “ Screw.....	
50061B	6313	“ “ Hinge Screw.....	
15366	6313	“ “ Spring.....	
2748	6313	Worm Wheel.....	
15403	—	“ “ 2748 with 233B and 2746... .....	
2749	6313	“ “ Friction Washer.....	
50B	6313	“ “ Screw Stud.....	
1528H	6313	“ “ “ “ Nut.....	
55639	6311	Bobbin Winder complete, Nos. 50B, 571C, 1528H, 2749, 15284 to 15288, 15291, 15366, 15376, 15403, 32623, 32625, 50058B, 50059B, 50061B, 50230B and 55638.....	

## HAND ATTACHMENT

### OBSOLETE

NO.	PLATE	NAME	EACH
8377	6309	Body.....	
33647	6309	“ Bracket.....	
183E	6310	“ “ Screw.....	
8380	6309	Crank Handle (wood).....	
8433	—	“ “ Spindle.....	
8434	6309	“ “ “ 8433 with 8382... .....	
8382	6310	“ “ “ Washer.....	
8280	6310	“ Hinge Pin.....	
8435B	6309	“ Lever.....	
8281	6310	“ Lock Pin.....	
8282	6310	“ “ “ Spring.....	
8436	—	Crank complete, Nos. 8380, 8434 and 8435B.....	
33642	6310	Driver.....	
33643B	—	“ Finger.....	
94007B	4916	“ “ 33643B with 8390, 8391 and 94009.....	

NO.	PLATE	NAME	EACH
8386	6310	Driver Finger Hinge Pin.....	
8387	6310	“ “ Lock Pin.....	
8388	6310	“ “ “ Spring.....	
94009	4916	“ “ Sheath (leather).....	
8390	6310	“ “ “ Plate.....	
8391	6310	“ “ “ Staple.....	
8392	6309	Gear with 8281 and 8282.....	
8393	6309	“ Cover.....	
399A	6310	“ “ Screw.....	
659D	6310	“ Screw Stud.....	
8394	6310	Pinion.....	
2532	6310	“ Dowel Pin..... per 100	
660D	6310	“ Screw Stud.....	
33646	—	Hand Attachment complete, Nos. 137B, 659D, 660D, 2532, 8280, 8377, 8386 to 8388, 8392 to 8394, 8436, 33642, 33647, 94007B and two each 183E and 399A... .....	
137B	6310	Hand Attachment Screw.....	

## STAND

### ROCKING TREADLE, BALL BEARING PITMAN, COVER SET

NO.	PLATE	NAME	EACH
25442	6321	Band Wheel, 12½ in. diam., with 972c... .....	
46515	6321	“ “ Crank.....	
46624	—	Band Wheel Crank and Pitman (ball bearing) complete, Nos. 1520E, 25371, 46506 to 46510, 46515, 46655 and six 25362.....	
46511	—	Band Wheel Crank and Pitman (ball bearing) complete, Nos. 46624 and 46630.....	
297C	3826	Band Wheel Crank Screw Centre.....	
46629	—	“ “ “ “ “ 297c with 1507J.....	
1507J	3826	Band Wheel Crank Screw Centre Nut... .....	
972C	3826	“ “ Set Screw.....	
82680	—	Belt, size ¾ in., length 64½ in., with 25027.....	
46631	4917	Belt Guide.....	
1288E	6308	“ “ Screw.....	
25027	2908	“ Hook.....	
46525	6315	“ Shifter.....	
34D	6308	“ “ Hinge Screw.....	
25033	2908	“ “ Spring.....	



NO.	PLATE	NAME	EACH
46632	6430	Brace with three 46629.....	
46638	6430	“ Section (left) with 46629.....	
46639	6430	“ “ (right) with two 46629....	
138E	6308	“ “ Screw.....	
46640	6430	Brace (sectional) complete, Nos. 46638, 46639 and three 138E.....	
748E	3826	Brace Screw.....	
46633	—	Dress Guard.....	
46634	6430	Dress Guard complete, Nos. 34D, 25033, 46525 and 46633.....	
1059E	6308	Dress Guard Bolt with 1510E.....	
1510E	6308	“ “ “ Nut.....	
25444	6321	Leg with two each 25068 and 25069.....	
25068	6315	“ Roller.....	
25069	6315	“ “ Pin.....	
25362	3826	Pitman Ball, size $\frac{3}{8}$ in..... per 100	
46506	3826	“ “ Bearing Adjusting Screw Ring.....	
46507	3826	Pitman Ball Bearing Adjusting Screw Ring Locking Washer (brass)...per 100	
46508	3826	Pitman Ball Bearing Ring.....	
46509	3826	“ “ Case.....	
46655	3826	“ “ Separator.....	
46510	6321	“ Rod with 25360.....	
*25360	—	“ “ Ball.....	
25371	3826	“ “ “ Bushing.....	
25361	3826	“ “ “ Screw Bearing.....	
46630	—	“ “ “ “ 25361 with 1670E.....	
1670E	3826	Pitman Rod Ball Screw Bearing Nut....	
1520E	3826	“ “ Lock Nut.....	
25406	6321	Treadle.....	
297C	3826	“ Screw Centre.....	
46629	—	“ “ “ 297c with 1507J....	
1507J	3826	“ “ “ Nut.....	
25086	6321	Wrench for 1507, 1510 and 1670.....	
25200	6321	“ “ 972.....	
25281	—	Stand (iron work) complete, Nos. 1059E, 1288E, 25086, 25200, 25406, 25442, 46511, 46631, 46632, 46634, two 25444 and four 748E.....	

## STAND

## ROCKING TREADLE, BALL BEARING PITMAN, CABINET TABLE

NO.	PLATE	NAME	EACH
25442	6321	Band Wheel, 12½ in. diam., with 972c...	
46515	6321	“ “ Crank.....	
46624	—	Band Wheel Crank and Pitman (ball bearing) complete, Nos. 1520E, 25371, 46506 to 46510, 46515, 46655 and six 25362.....	
46511	—	Band Wheel Crank and Pitman (ball bearing) complete, Nos. 46624 and 46630.....	
297C	3826	Band Wheel Crank Screw Centre.....	
46629	—	“ “ “ “ “ 297c with 1507J.....	
1507J	3826	Band Wheel Crank Screw Centre Nut... 972c 3826	
972C	3826	“ “ Set Screw.....	
25488	—	Belt, size $\frac{3}{8}$ in., length 66½ in., with 25027.....	
25439	6321	Belt Guide.....	
1288E	6308	“ “ Screw.....	
25027	2908	“ Hook.....	
46525	6315	“ Shifter.....	
34D	6308	“ “ Hinge Screw.....	
25033	2908	“ “ Spring.....	
82896	6321	Brace with three 46629.....	
748E	3826	“ Screw.....	
46526	—	Dress Guard.....	
25049	6321	Dress Guard complete, Nos. 34D, 25033, 46525 and 46526.....	
504E	6308	Dress Guard Bolt with 1510E.....	
1510E	6308	“ “ “ Nut.....	
25444	6321	Leg with two each 25068 and 25069.....	
25068	6315	“ Roller.....	
25069	6315	“ “ Pin.....	
25362	3826	Pitman Ball, size $\frac{3}{8}$ in..... per 100	
46506	3826	“ “ Bearing Adjusting Screw Ring.....	
46507	3826	Pitman Ball Bearing Adjusting Screw Ring Locking Washer (brass)...per 100	
46508	3826	Pitman Ball Bearing Ring.....	
46509	3826	“ “ Case.....	
46655	3826	“ “ Separator.....	
46510	6321	“ Rod with 25360.....	
*25360	—	“ “ Ball.....	

NO.	PLATE	NAME	EACH
25371	3826	Pitman Rod Ball Bushing.....	
25361	3826	“ “ “ Screw Bearing.....	
46630	—	“ “ “ “ “ 25361 with 1670E.....	
1670E	3826	Pitman Rod Ball Screw Bearing Nut....	
1520E	3826	“ “ Lock Nut.....	
25406	6321	Treadle.....	
297C	3826	“ “ “ Screw Centre.....	
46629	—	“ “ “ 297C with 1507J....	
1507J	3826	“ “ “ Nut.....	
25086	6321	Wrench for 1507, 1510 and 1670.....	
25200	6321	“ “ 972.....	
82953	—	Stand (iron work) complete, Nos. 504E, 1288E, 25049, 25086, 25200, 25406, 25439, 25442, 46511, 82896, two 25444 and four 748E.....	

## CABINET TRIMMINGS

### TRIMMINGS FOR COVER SET

NO.	PLATE	NAME	EACH
87428	6316	Cover Hook.....	
87372	6316	“ “ Cup Catch.....	
56251	6316	“ Lock.....	
28297	6316	“ “ Cup Catch (nickeled).....	
28077	6316	“ “ Escutcheon (nickeled).....	
28233	712	“ “ Key (steel).....	
2833	6318	Drip Pan.....	
28079	712	End Leaf Hinge.....	
25056	6430	“ “ Support.....	
25058	6430	“ “ “ Bracket with three wood screws ¾ in. No. 7.....	
525B	6308	Machine Hinge Bolt.....	
1727E	2908	“ “ “ Nut.....	
2807	2908	“ “ “ Washer.....	
8294	2908	“ “ Connection.....	
8295	2908	“ “ “ Hinge Pin....	
50380c	6317	“ “ “ Set Screw....	
8306	—	“ “ Nos. 525B, 8294 and 8295	
8292	—	Machine Hinge complete, Nos. 1727E, 2807 and 8306.....	
28242	6413	Machine Rest Cushion (leather) with 5604.....	
5604	6413	Machine Rest Cushion Pin..... per 100	

NO.	PLATE	NAME	EACH
56429	2917	Partition Lock (revolving bolt, double)...	
56430	2917	“ “ (revolving bolt, single)...	
28076	2917	“ “ Escutcheon (brass).....	
28233	712	“ “ Key (steel).....	
25047	6315	Skeleton Drawer Case Drawer Spring ...	
46612	6315	“ “ “ Support with two wood screws ½ in. No. 7 R. H. B. ....	

### TRIMMINGS FOR CABINET TABLE

NO.	PLATE	NAME	EACH
87605	6317	Centre Drawer Hinge Bracket with two wood screws ½ in. No. 7.....	
87606	6317	Centre Drawer Hinge Bracket Plate with two wood screws ½ in. No. 7.....	
28243	2917	Centre Drawer Lock with two wood screws ½ in. No. 2.....	
28076	2917	Centre Drawer Lock Escutcheon (brass).	
56258	6317	“ “ Stop Pin.....	
56260	6321	Counterbalance Spring.....	
56261	6321	“ “ Adjusting Collar	
50251E	6317	“ “ “ “ Bolt with 1734E.....	
1734E	6317	Counterbalance Spring Adjusting Collar Bolt Nut.....	
9281	6317	Counterbalance Spring Adjusting Collar Bolt Nut Washer.....	
56262	6321	Counterbalance Spring Bracket (hinge)..	
28235	712	Hinge, round end, for machine platform flap.....	
		NOTE: When ordering No. 28235 state finish.	
28234	712	Hinge, round ends, for top leaf.....	
		NOTE: When ordering No. 28234 state finish.	
28227	—	Knob (brass).....	
28228	—	Knob (brass) complete, Nos. 1272E and 28227.....	
28221	6316	Knob (oxidized).....	
28223	—	Knob (oxidized) complete, Nos. 1272E and 28221.....	
1272E	6316	Knob Screw.....	
25152	2908	Machine Cushion (felt).....	
15254	—	“ Hinge Connection (brass) for 15266.....	
15251	2908	Machine Hinge Connection (oxidized) for 15264.....	

NO.	PLATE	NAME	EACH
2809	2908	Machine Hinge Connection Hinge Pin...	
50380c	6317	“ “ “ Set Screw....	
15265	—	“ “ Plate (brass) for 15266...	
15263	2908	“ “ “ (oxidized) for 15264	
15266	—	Machine Hinge (brass) complete, Nos. 2809, 15254, 15265 and brass wood screw $\frac{7}{8}$ in. No. 10.....	
15264	—	Machine Hinge (oxidized) complete, Nos. 2809, 15251, 15263 and oxidized wood screw $\frac{7}{8}$ in. No. 10.....	
56263	6321	Machine Lifting Plate.....	
*56319	—	“ “ “ 56263 with 28123 and 56262.....	
28123	2908	Machine Lifting Plate Hinge Pin.....	
56264	6321	Machine Lifting Plate complete, Nos. 9281, 50251E, 56260, 56261 and 56319.	
56429	2917	Partition Lock (revolving bolt, double)...	
56430	2917	“ “ (revolving bolt, single)...	
28076	2917	“ “ Escutcheon (brass).....	
28233	712	“ “ Key (steel).....	
28125	712	Shield Supporting Bracket.....	
25047	6315	Skeleton Drawer Case Drawer Spring....	
46612	6315	“ “ “ Support with two wood screws $\frac{1}{2}$ in. No 7 R. H. B.....	

### TRIMMINGS FOR DRAWING-ROOM CABINET

NO.	PLATE	NAME	EACH
28210	2917	Attachment Tray Pull (leather).....	
28211	2917	“ “ “ Washer.....	
28205	2915	Band Wheel with 972c.....	
28005	2915	“ “ Bracket with 302c and 1507J	
28206	2915	“ “ Crank.....	
28248	—	Band Wheel Crank and Pitman (ball bearing) complete, Nos. 1520E, 25371, 28206, 28247, 46506 to 46509, 46655, 56317 and six 25362.....	
302c	6308	Band Wheel Crank Screw Centre.....	
1507J	3826	“ “ “ “ Nut....	
972c	3826	“ “ Set Screw.....	
28007	—	Belt, size $\frac{3}{8}$ in., length 65 $\frac{1}{2}$ in., with 25027.....	
28011	2915	Belt Guide with 34b, 25033 and 28015..	
28012	2917	“ “ Screw Eye.....	

NO.	PLATE	NAME	EACH
28126	2908	Belt Hole Bushing (oval, brass) $\frac{5}{8}$ in. x 1 in.....	
28250	—	Belt Hole Bushing (oval, oxidized) $\frac{5}{8}$ in. x 1 in.....	
25027	2908	Belt Hook.....	
28015	712	“ Shifter.....	
34D	6308	“ “ Hinge Screw.....	
25033	2908	“ “ Spring.....	
28016	712	Cabinet Case Roller (iron).....	
28017	712	“ “ “ Frame.....	
28018	2908	“ “ “ Pin.....	
28019	712	Cabinet Case Roller complete, Nos. 28016 to 28018.....	
28020	2915	Drawer Lock Bolt.....	
28021	712	“ “ “ Cam and Plate.....	
28076	2917	“ “ Escutcheon (brass).....	
87363	712	“ “ Key.....	
15232	2915	Drip Pan.....	
28253	712	Hinge, 1 in. x 1 $\frac{1}{8}$ in., for doors.....	
		NOTE: When ordering No. 28253 state finish.	
28234	712	Hinge, round ends, for top leaf.....	
		NOTE: When ordering No. 28234 state finish.	
28227	—	Knob (brass).....	
28228	—	Knob (brass) complete, Nos. 1272E and 28227.....	
28221	6316	Knob (oxidized).....	
28223	—	Knob (oxidized) complete, Nos. 1272E and 28221.....	
1272E	6316	Knob Screw.....	
56323	6429	Latch.....	
56324	6429	“ Button.....	
56438	6317	“ “ Hinge Pin.....	
56325	6429	“ Frame.....	
28034	2908	“ Hinge Pin.....	
28200	2908	“ Spring.....	
5604	2908	“ “ Rivet..... per 100	
56326	6429	Latch complete, Nos. 5604, 28034, 28200, 56323 to 56325 and 56438.....	
8294	2908	Machine Hinge Connection.....	
8295	2908	“ “ “ Hinge Pin...	
50380c	6317	“ “ “ Set Screw....	
87571	6317	“ “ Head.....	
SS368B	6317	“ “ “ Screw.....	
87572	6317	“ “ “ “ Washer.....	
87573	—	Machine Hinge complete, Nos. SS368B, 8294, 8295, 87571 and 87572.....	

NO.	PLATE	NAME	EACH
28242	6413	Machine Rest Cushion (leather) with 5604.....	
	5604	6413 Machine Rest Cushion Pin.....	per 100
25362	3826	Pitman Ball, size $\frac{1}{8}$ in.....	per 100
46506	3826	" " Bearing Adjusting Screw Ring .....	
46507	3826	Pitman Ball Bearing Adjusting Screw Ring Locking Washer (brass)....	per 100
46508	3826	Pitman Ball Bearing Ring.....	
46509	3826	" " Case.....	
46655	3826	" " Separator.....	
28247	2915	" Rod with 25360.....	
*25360	—	" " Ball.....	
25371	3826	" " " Bushing.....	
56253	2917	" " " Screw Bearing.....	
56317	—	" " " " " 56253 with 1670E.....	
1670E	3826	Pitman Rod Ball Screw Bearing Nut....	
1520E	3826	" " Lock Nut.....	
56257	—	Rocking Frame.....	
56255	—	" " 56257 with two each 28043 and 28045.....	
28041	2915	Rocking Frame 56255 with 434c and 28048.....	
28042	2915	Rocking Frame Bracket.....	
28043	2915	" " Connecting Link.....	
28044	712	" " " " Bracket	
2269	2908	" " " " " " Pin.....	
28045	2917	Rocking Frame Connecting Link Hinge Stud.....	
28046	2915	Rocking Frame Hinge Plate.....	
28047	2915	" " Spring.....	
28048	2915	" " Adjusting Block	
28049	2908	" " " " " " Pin.....	
	434c	6308 Rocking Frame Spring Adjusting Block Set Screw.....	
28051	2917	Spring Catch.....	
28052	2917	" " Cup.....	
28208	2915	Treadle.....	
	297c	3826 " Screw Centre.....	
56252	2915	" " " Bracket with 297c and 1507J.....	
	1507J	3826 Treadle Screw Centre Nut.....	
25086	6321	Wrench for 1507 and 1670.....	
25200	6321	" " 972.....	

### TRIMMINGS FOR OPEN-SIDE DRAWING ROOM CABINET

NO.	PLATE	NAME	EACH
15514	6317	Apron Spring.....	
28277	6317	" " Screw Eye.....	
25442	6321	Band Wheel, 12 $\frac{1}{2}$ in. diam., with 972c...	
46515	6321	" " Crank.....	
28260	—	Band Wheel Crank and Pitman (ball bearing) complete, Nos. 1520E, 25371, 28267, 46506 to 46509, 46515, 46655, 56317 and six 25362.....	
28261	6322	Band Wheel Crank Frame with two each 297c and 1507J.....	
28262	6322	Band Wheel Crank Frame Bracket with 28263.....	
28263	6317	Band Wheel Crank Frame Bracket Cushion (leather).....	
	649E	6323 Band Wheel Crank Frame Screw.....	
	297c	3826 " " " Screw Centre.....	
	1507J	3826 " " " " Nut....	
	972c	3826 " " Set Screw.....	
25135	—	Belt, size $\frac{3}{8}$ in., length 67 $\frac{1}{2}$ in., with 25027.....	
28266	6315	Belt Guide.....	
25027	2908	" Hook.....	
46525	6315	" Shifter.....	
	34D	6308 " " Hinge Screw.....	
25033	2908	" " Spring.....	
28016	712	Cabinet Case Roller (iron).....	
28017	712	" " " Frame.....	
28018	2908	" " " Pin.....	
28019	712	Cabinet Case Roller complete, Nos. 28016 to 28018.....	
56260	6321	Counterbalance Spring.....	
56261	6321	" " Adjusting Collar	
50251E	6317	" " " " Bolt with 1734E.....	
	1734E	6317 Counterbalance Spring Adjusting Collar Bolt Nut.....	
	9281	6317 Counterbalance Spring Adjusting Collar Bolt Nut Washer.....	
56262	6321	Counterbalance Spring Bracket (hinge) ..	
28278	—	Door Drawer Lock Plate (brass).....	
28279	4270	" " " " (oxidized).....	
28280	—	" " " " H u b K e y (brass).....	

26 TRIMMINGS FOR DRAWING ROOM CABINET

NO.	PLATE	NAME	EACH
28281	4270	Door Drawer Lock Plate Hub Key (oxidized)	
28283	4270	Door Hinge	
NOTE: When ordering No. 28283 state finish.			
28284	—	Door Lock (brass) with four round head brass wood screws 3/4 in. No. 4	
28285	4270	Door Lock (oxidized) with four round head oxidized wood screws 3/4 in. No. 4	
28286	—	Door Lock Key (brass)	
28287	4270	" " " (oxidized)	
28288	—	" " " Hole Escutcheon (brass) with two round head brass wood screws 3/8 in. No. 2	
28289	4270	Door Lock Key Hole Escutcheon (oxidized) with two round head oxidized wood screws 3/8 in. No. 2	
56254	4270	Door Lock Plate	
46526	—	Dress Guard	
25049	6321	Dress Guard complete, Nos. 34D, 25033, 46525 and 46526	
1059E	6308	Dress Guard Bolt with 1510E	
1510E	6308	" " " Nut	
28235	712	Hinge, round end, for machine platform flap	
NOTE: When ordering No. 28235 state finish.			
28234	712	Hinge, round ends, for top leaf	
NOTE: When ordering No. 28234 state finish.			
25152	2908	Machine Cushion (felt)	
15254	—	" Hinge Connection (brass) for 15266	
15251	2908	Machine Hinge Connection (oxidized) for 15264	
2809	2908	Machine Hinge Connection Hinge Pin	
50380C	6317	" " " Set Screw	
15265	—	" " " Plate (brass) for 15266	
15263	2908	" " " (oxidized) for 15264	
15266	—	Machine Hinge (brass) complete, Nos. 2809, 15254, 15265 and brass wood screw 7/8 in. No. 10	
15264	—	Machine Hinge (oxidized) complete, Nos. 2809, 15251, 15263 and oxidized wood screw 7/8 in. No. 10	
56263	6321	Machine Lifting Plate	
56319	—	" " " 56263 with 28123 and 56262	
28123	2908	Machine Lifting Plate Hinge Pin	

TRIMMINGS FOR DRAWING ROOM CABINET 27

NO.	PLATE	NAME	EACH
56264	6321	Machine Lifting Plate complete, Nos. 9281, 50251E, 56260, 56261 and 56319	
25362	3826	Pitman Ball, size 3/8 in. per 100	
46506	3826	" " Bearing Adjusting Screw Ring	
46507	3826	Pitman Ball Bearing Adjusting Screw Ring Locking Washer (brass) per 100	
46508	3826	Pitman Ball Bearing Ring	
46509	3826	" " Case	
46655	3826	" " Separator	
28267	6322	" Rod with 25360	
*25360	—	" " Ball	
25371	3826	" " " Bushing	
56253	2917	" " " Screw Bearing	
56317	—	" " " " 56253 with 1670E	
1670E	3826	Pitman Rod Ball Screw Bearing Nut	
1520E	3826	" " Lock Nut	
28290	4270	Top Leaf Support Cushion (rubber)	
25406	6321	Treadle	
28268	4270	" Centre	
28269	6315	" " Bracket with 28268	
297C	3826	" Screw Centre	
1507J	3826	" " " Nut	
25086	6321	Wrench for 1507, 1510 and 1670	
25200	6321	" " 972	

TRIMMINGS FOR PORTABLE CASE

NO.	PLATE	NAME	EACH
25070	2908	Base Cushion Tack (rubber)	
87581	6413	" Lid Catch Plate with wood screws 3/8 in. No. 3 R. H. nickeled and 1/4 in. No. 3 R. H. nickeled	
87582	6413	Base Lid Catch Plate Pin	
87428	6413	Cover Hook	
87431	6413	" " Plate	
56251	6316	" Lock	
28077	6316	" " Escutcheon (nickeled)	
28233	712	" " Key (steel)	
87427	6413	" " Plate	
87555	4917	" Reinforcing Plate	
15214	1962	Drip Pan	
28088	6413	Handle (wood)	
50289B	6413	" Bolt	
NN83J	6413	" " Nut	

NO.	PLATE	NAME	EACH
28229	6413	Handle Hinge Rivet.....	
87558	6413	" Link.....	
28231	6413	" Stud.....	
87550	---	Handle complete, Nos. 28088, 28231, 87555, two each NN83r, 28229, 50289B and 87558.....	
87342	6413	Machine Button with 84151 and wood screw 1 in. No. 9 R. H. B.....	
84151	6413	Machine Button Washer (leather).....	
8294	2908	" Hinge Connection.....	
8295	2908	" " " Hinge Pin...	
50380c	6317	" " " Set Screw....	
87571	6413	" " Head.....	
SS368B	6413	" " " Screw.....	
87572	6413	" " " Washer.....	
87573	---	Machine Hinge complete, Nos. SS368B, 8294, 8295, 87571 and 87572.....	
28242	6413	Machine Rest Cushion (leather) with 5604	
5604	6413	" " " Pin.....per 100	

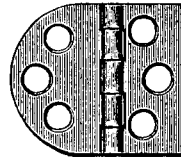
## OBSOLETE PARTS

NO.	PLATE	NAME	EACH
649E	6323	Arm Screw.....	
8300	6301	" Side Cover, use 55513.....	
15283	6313	Bobbin Winder Adjusting Arm.....	
32606	6314	" " Stop Latch.....	
50060B	6313	" " " " Hinge Screw.	
32607	6314	" " Thread Guide.....	
15293	6313	" " " " Spring....	
*2813	---	Face Plate.....	
2814	6300	" " 2813 with 2815.....	
*2815	6307	" " Tension Seat.....	
55610	---	Face Plate complete, Nos. 248A, 1338E, 1560B, 2814, 2826, 2827, 2830, 13710, 15238, 32572, 55637 and two 2102, use 55614.....	
74E	6302	Feed Regulator Hinge Screw.....	
28029	712	Latch.....	
28030	712	" Button (brass).....	
28032	2908	" " Hinge Pin.....	
28033	712	" Frame.....	
28037	712	Latch (brass) complete, Nos. 5604, 28029, 28030, 28032 to 28034 and 28200.....	
39601	---	Needle Bar Connecting Stud with 1341c.	
1341c	---	" " " " Set Screw...	


NO.	PLATE	NAME	EACH
55627	6305	Rotating Hook Bobbin Case Delivery Eye Thread Guard.....	
55628	6305	Rotating Hook Bobbin Case Delivery Eye Thread Guard Rivet.....	
55631	6305	Rotating Hook Bobbin Case Tension Spring.....	
55632	6305	Rotating Hook Bobbin Case complete, Nos. 592E, 1380D, 2975, 50093F, 55626 to 55628 and 55631, use 55651.....	
1338E	6307	Tension Screw Stud.....	
2826	6307	" Thread Guard.....	
55637	6307	Thread Take-up Spring.....	
2830	6307	" " " Regulator.....	
248A	6307	" " " " " S e t Screw.....	

PLATE 712—ONE-HALF SIZE


28235



28073




28253



28125



28021



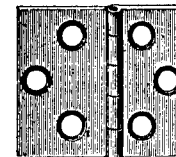
28015



28044



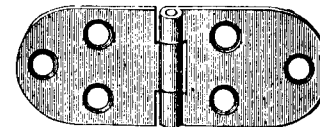
28121



28024



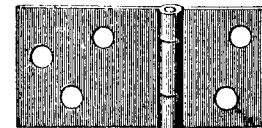
28234



28026




28079



87363



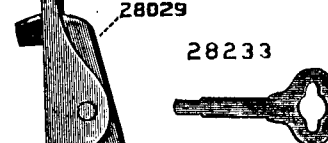
28019



28037




28029



28233



28016



28030

28033



28017




PLATE 1962—ONE-FOURTH SIZE

15214





PLATE 2908—FULL SIZE

15263

2809

15251

28200



661

8294

8295

2269

5604


25027



28126

2807

28210



1727

28211

25152



25070



25033

28049

28123

28203

28018



28034

28032





PLATE 2915—ONE-NINTH SIZE

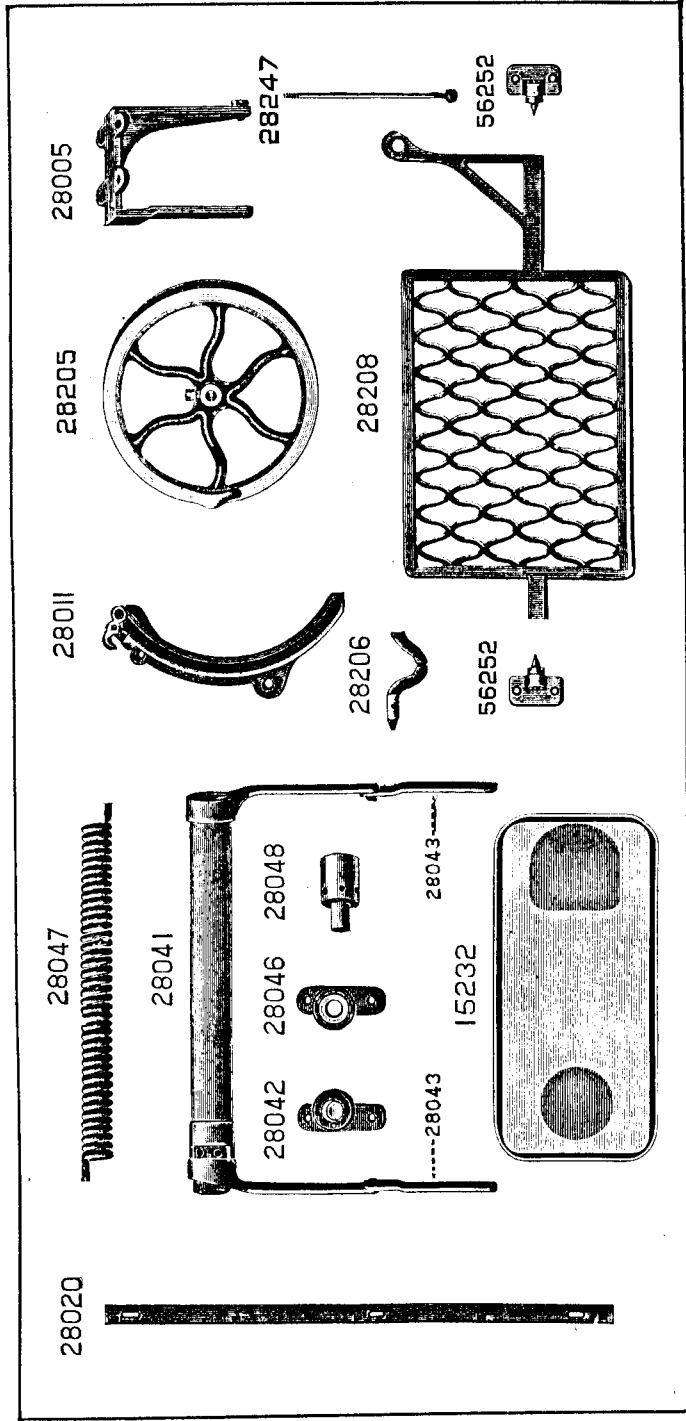



PLATE 2917—FULL SIZE



2928—ONE-HALF SIZE

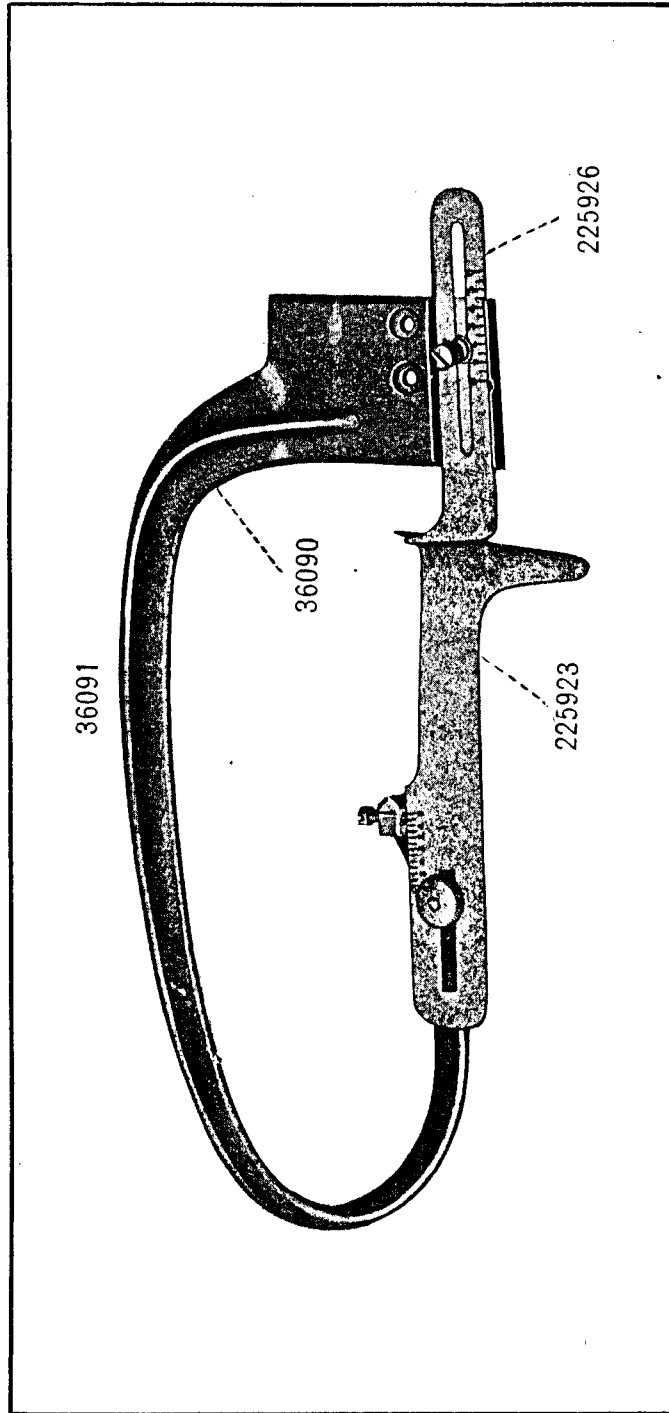


PLATE 2929—FULL SIZE

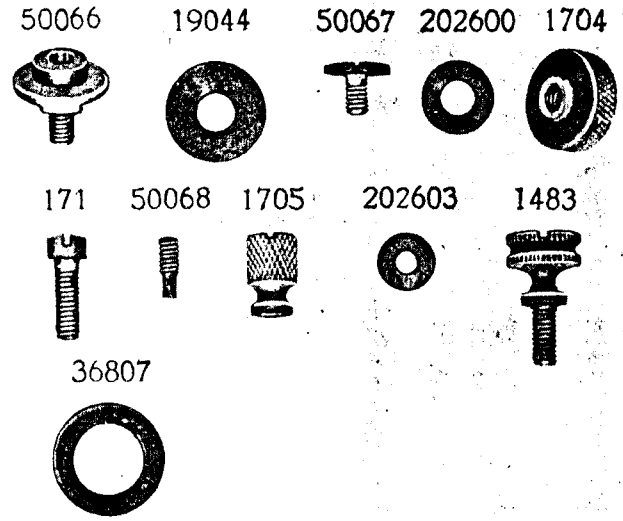


PLATE 3826—FULL SIZE




PLATE 4270—FULL SIZE

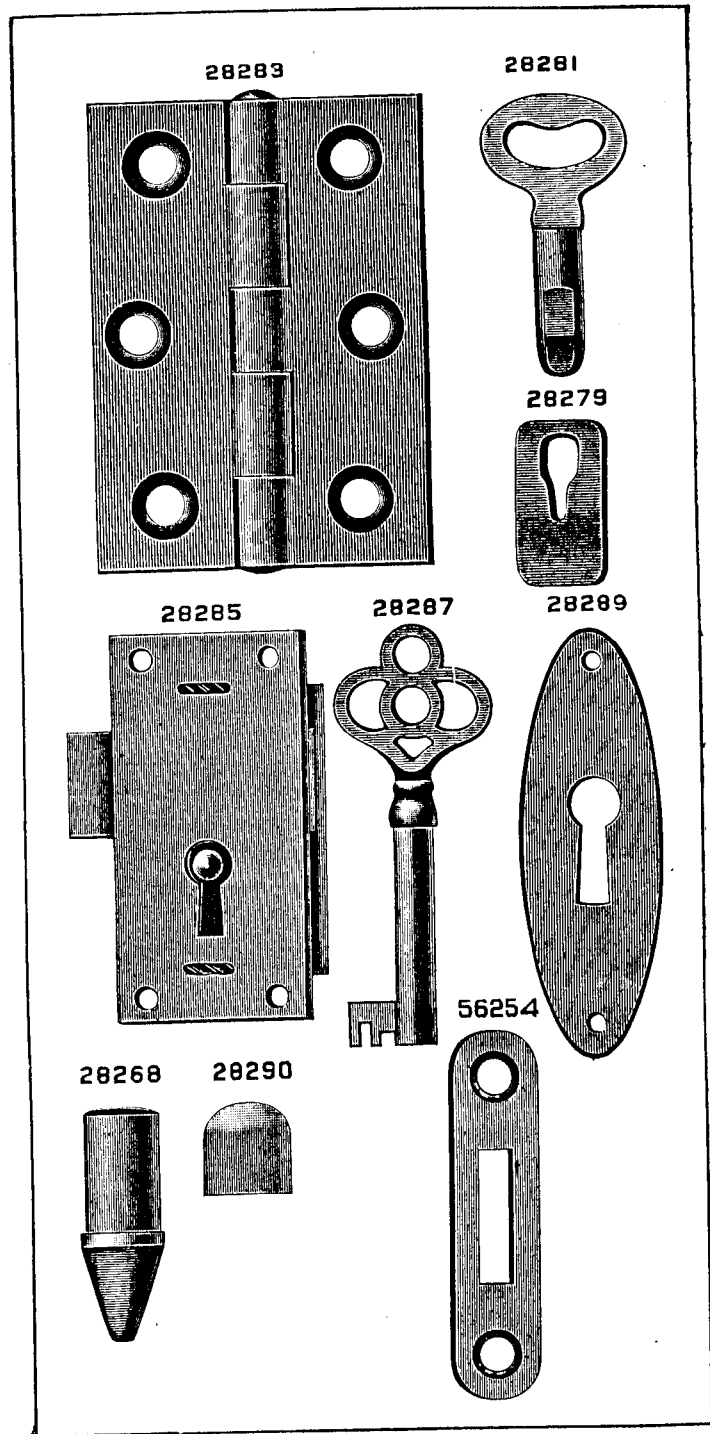


PLATE 4915—ONE-HALF SIZE




PLATE 4916—FULL SIZE

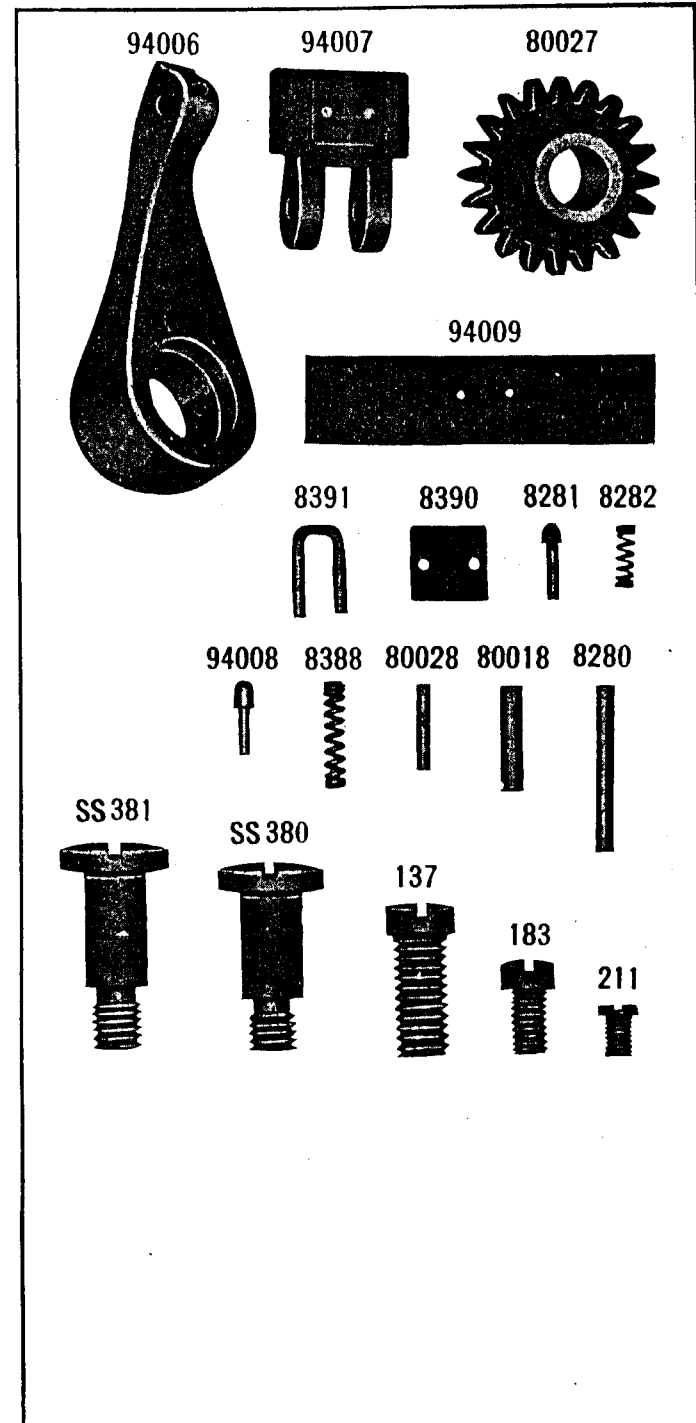
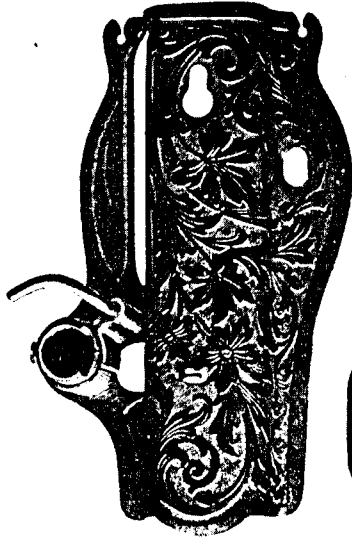


PLATE 4917—ONE-HALF SIZE

15432



55513



46631

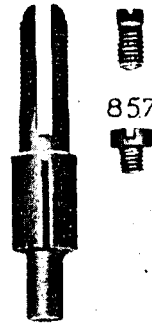


87555



PLATE 4918—FULL SIZE

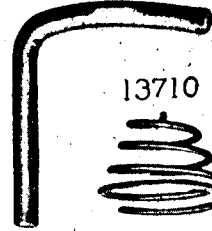
50291 50292



857



15395



13710



15410



50353



15412



1727



8217




55645




PLATE 4919—FULL SIZE

36865



36333



35884



36058



36059

665



36067



36092

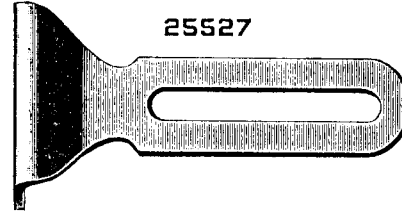


PLATE 5635—FULL SIZE

287



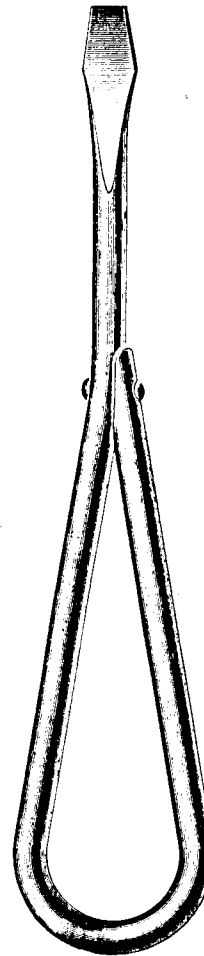
25527




25525




25537



28880



25539



25538






PLATE 5636—FULL SIZE

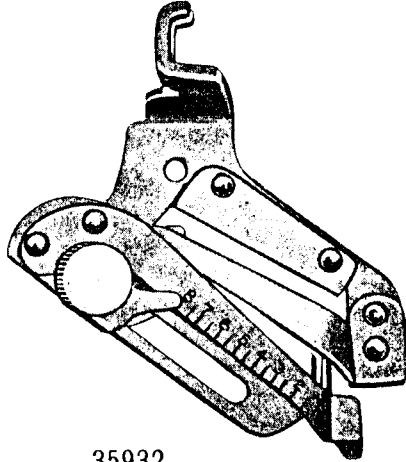
36517



36594



35931



35932

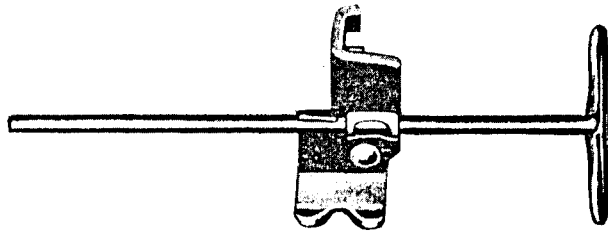


PLATE 5637—FULL SIZE

36583

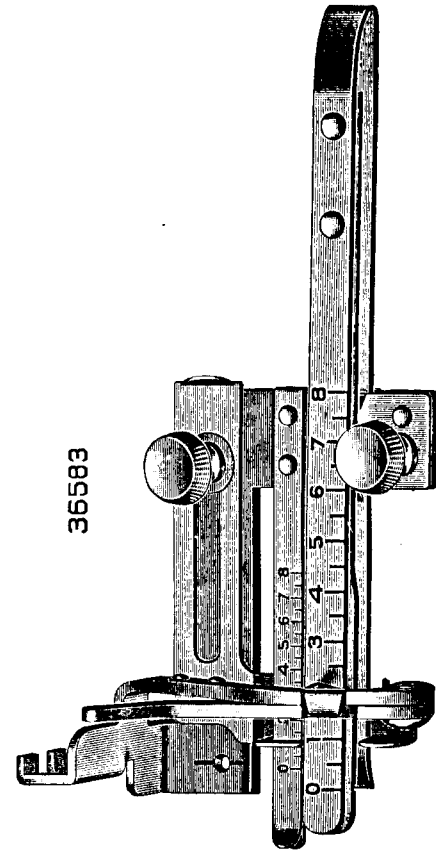
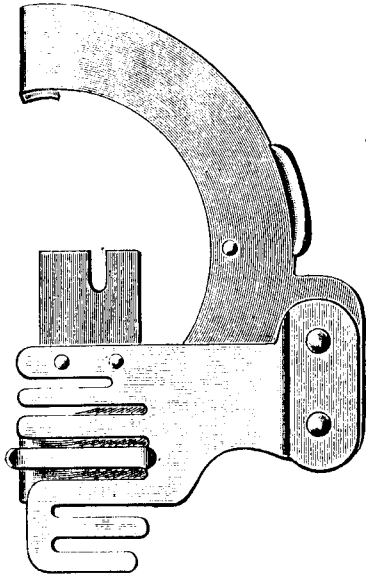


PLATE 5638—FULL SIZE

35938



35940

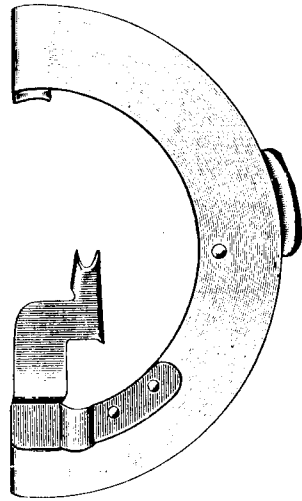
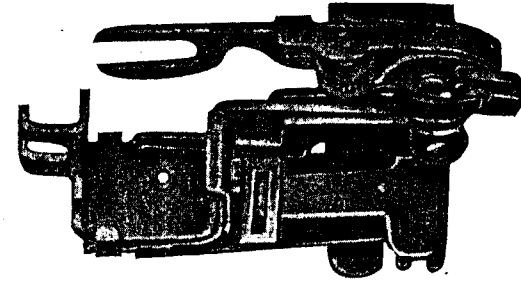



PLATE 5647—FULL SIZE


35463



25515



25635



25510



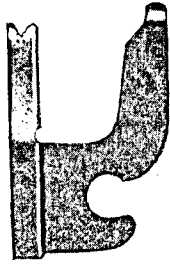
25637





PLATE 5649—FULL SIZE

25636



25632



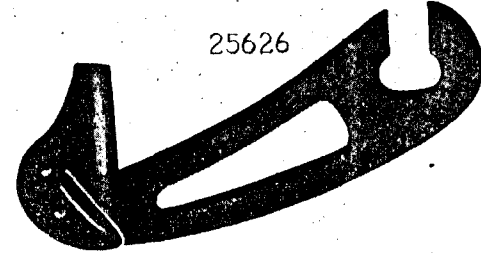


PLATE 5650—FULL SIZE

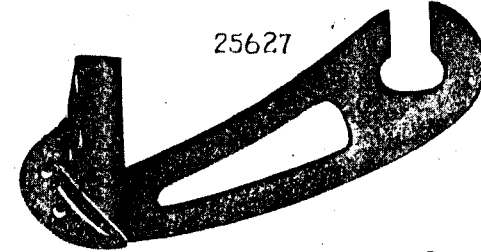
26319




25626



25627



25628



25629

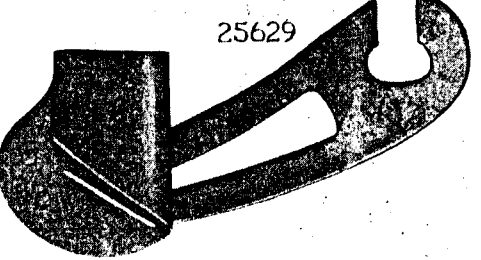


PLATE 6300—ONE-HALF SIZE

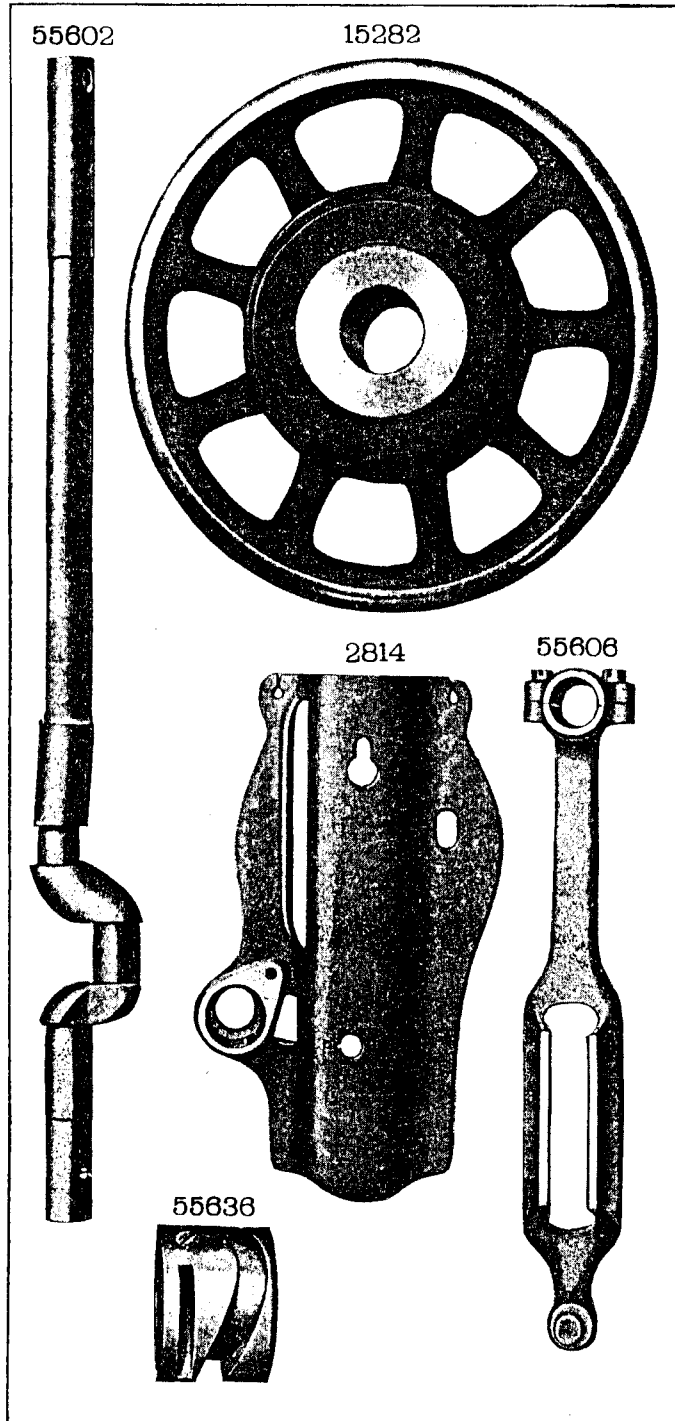


PLATE 6301—ONE-HALF SIZE




PLATE 6302—FULL SIZE

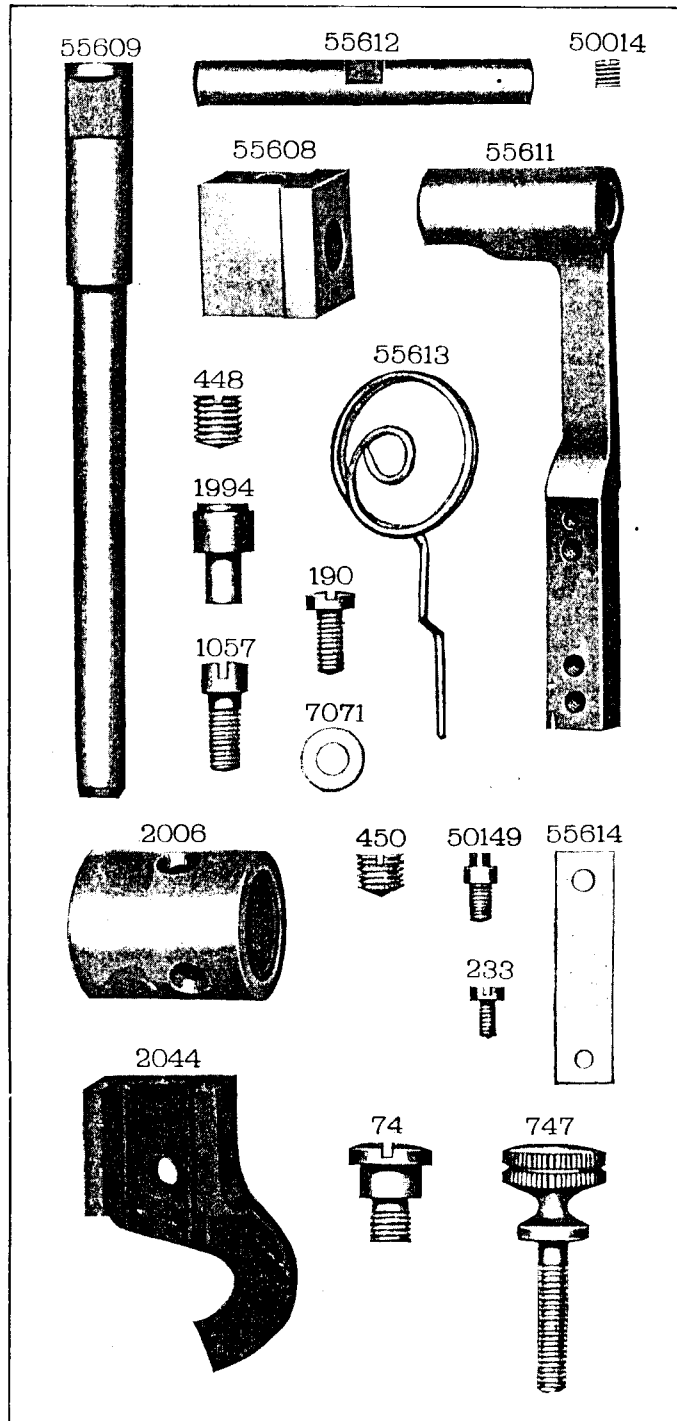


PLATE 6303—FULL SIZE

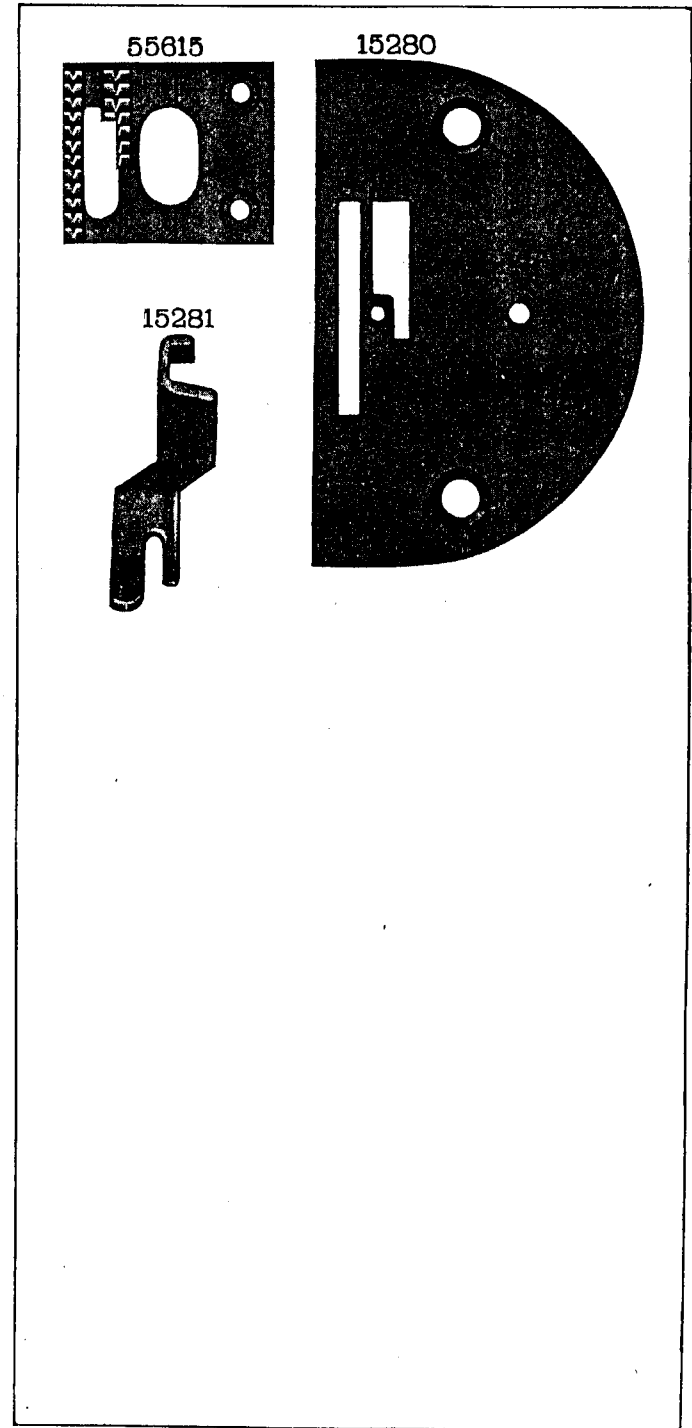


PLATE 6304 - FULL SIZE




PLATE 6305 - FULL SIZE

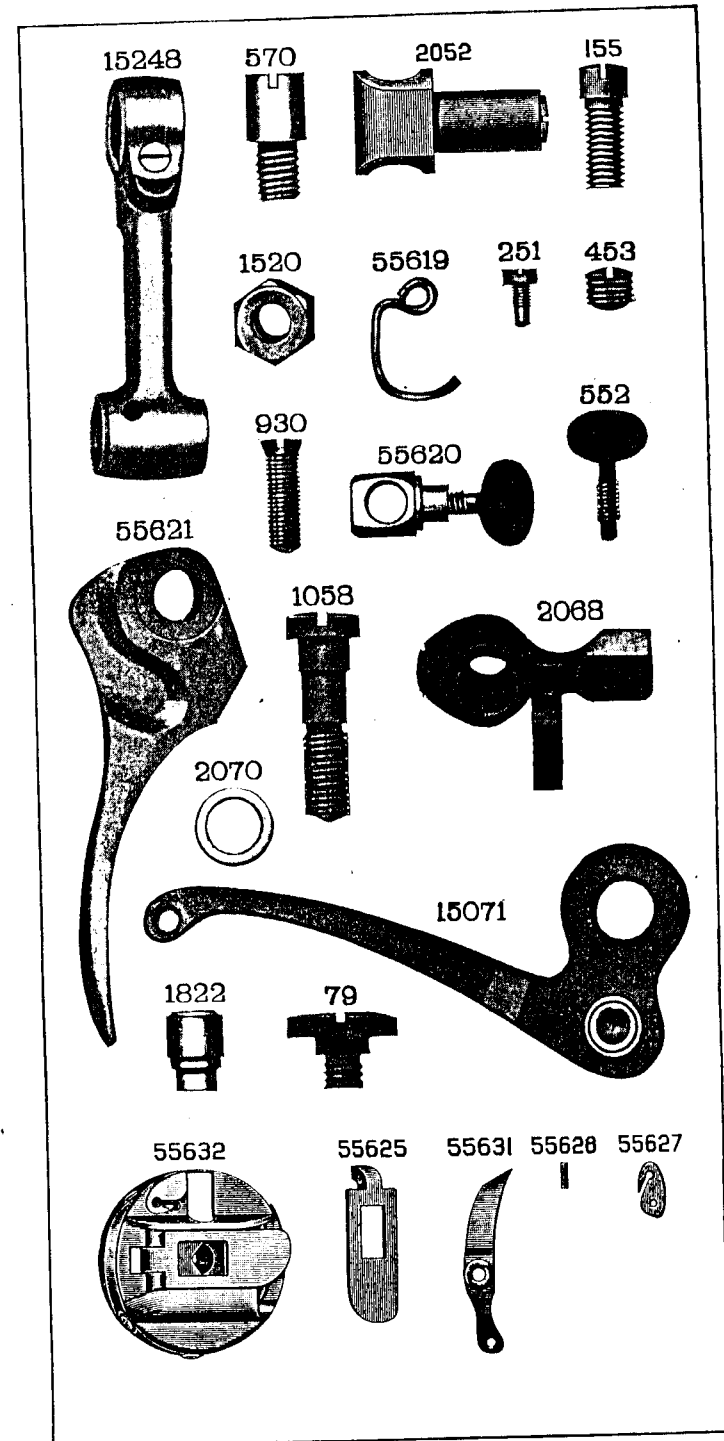


PLATE 6306—FULL SIZE

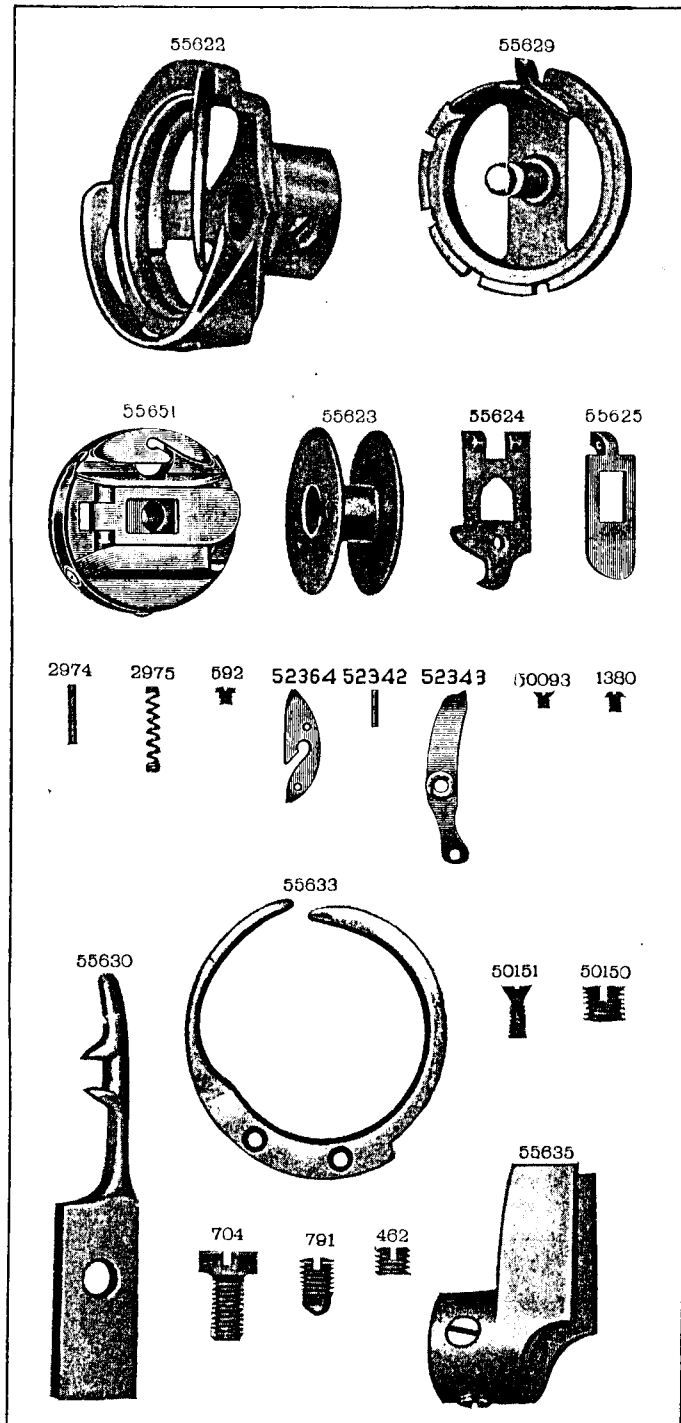


PLATE 6307—FULL SIZE




PLATE 6308—FULL SIZE

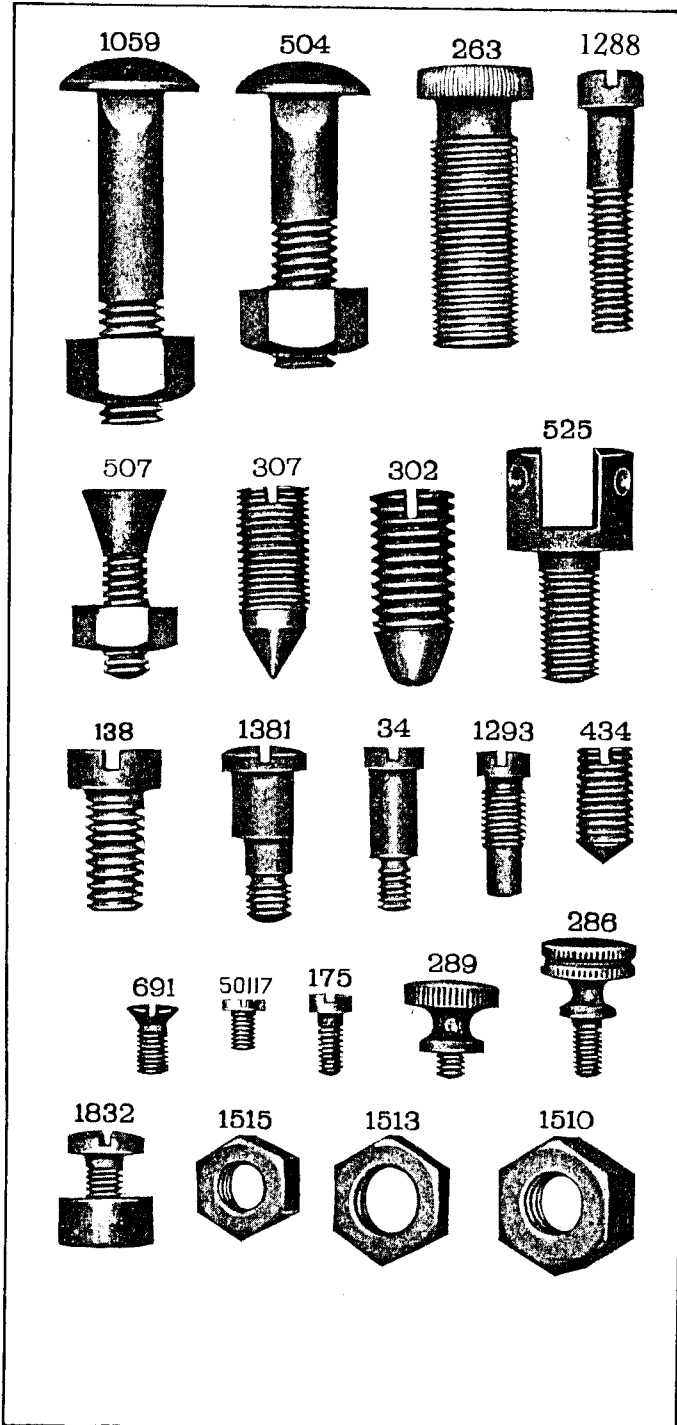


PLATE 6309—ONE-HALF SIZE

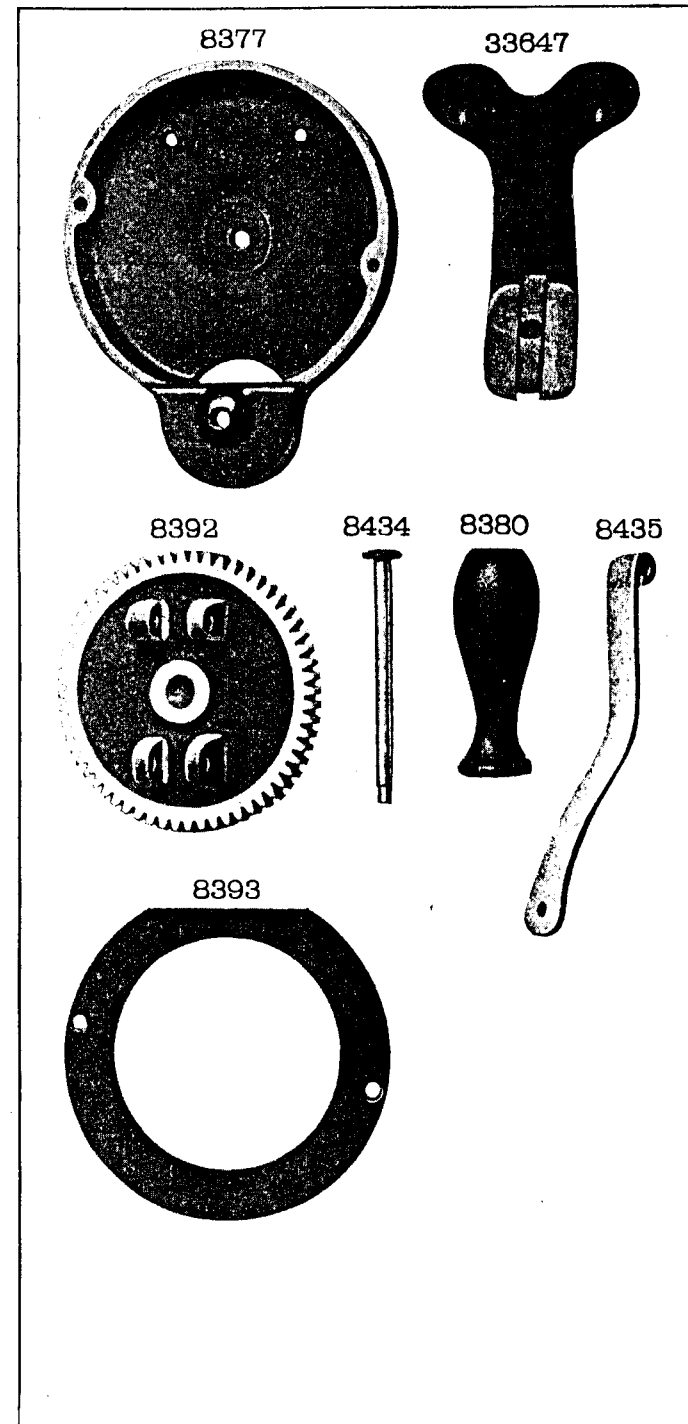


PLATE 6310—FULL SIZE

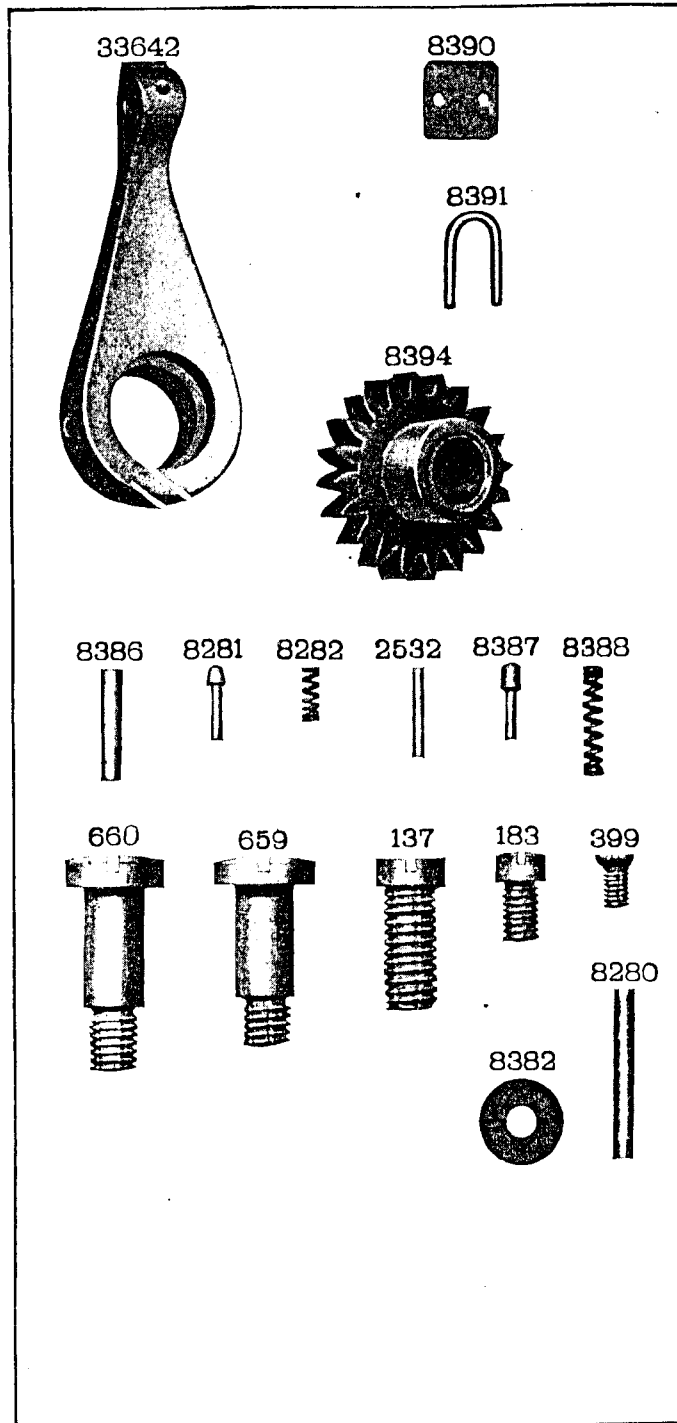


PLATE 6311—FULL SIZE




PLATE 6312—FULL SIZE




PLATE 6313—FULL SIZE






PLATE 6314—FULL SIZE

32607



32606



32623




32625



15376



32628



15413



15414



15424



15416


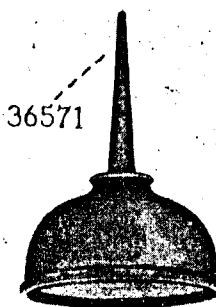


PLATE 6315—ONE-HALF SIZE

36569



46525




25068



25069



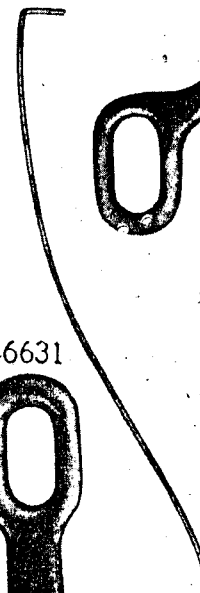
36571




46612




25047



28266



28269



55511

55509



46631



55510



87555




PLATE 6316 - FULL SIZE

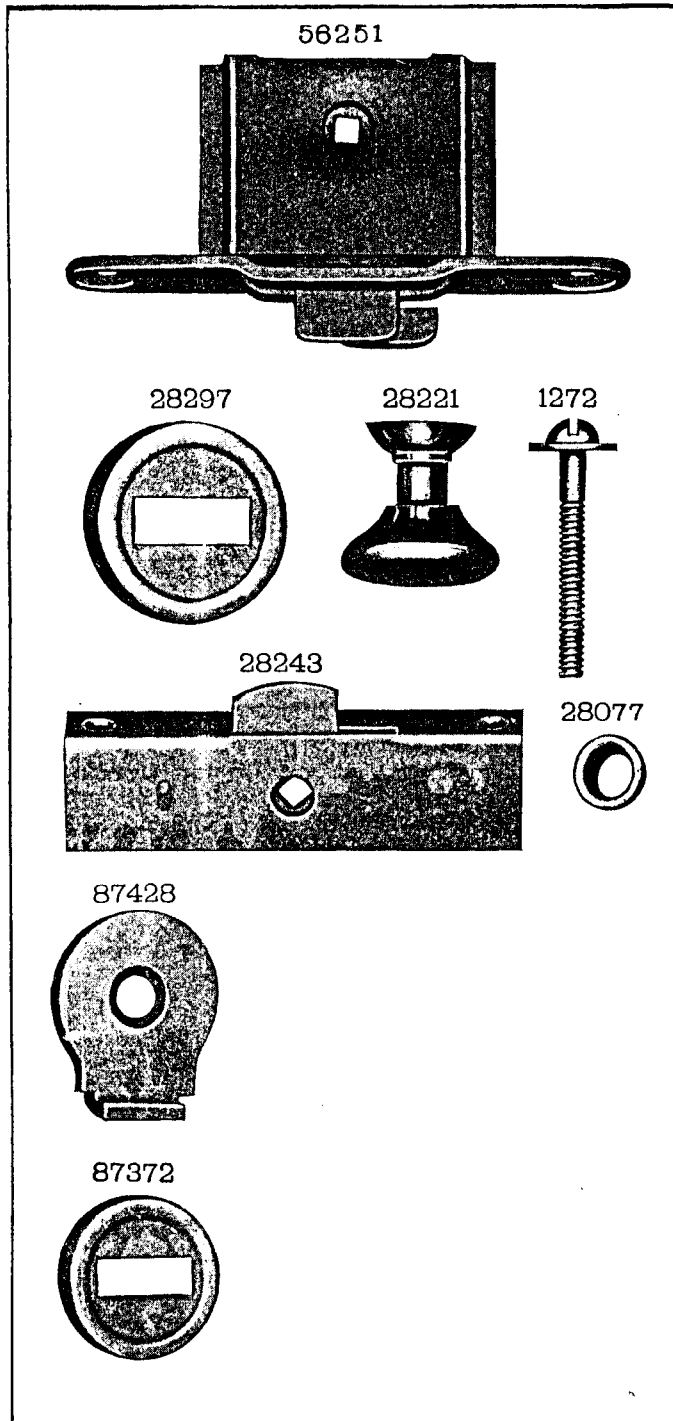


PLATE 6317 - FULL SIZE




PLATE 6318—ONE-FOURTH SIZE


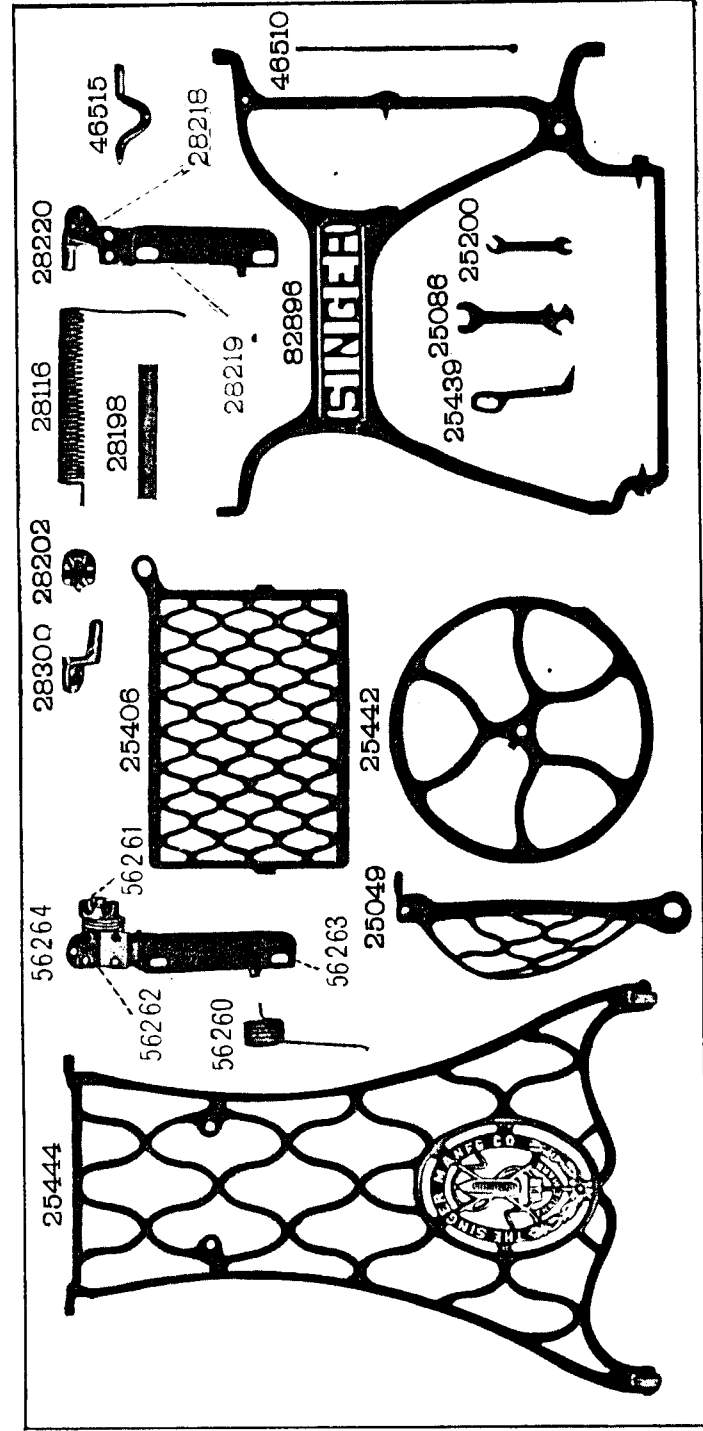
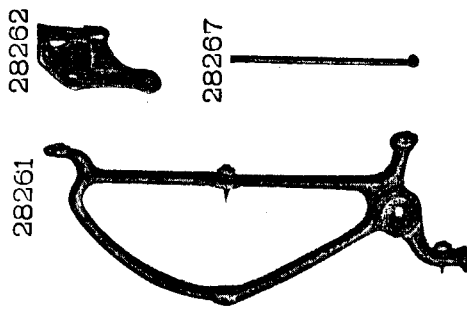


PLATE 6321—ONE-NINTH SIZE





55646

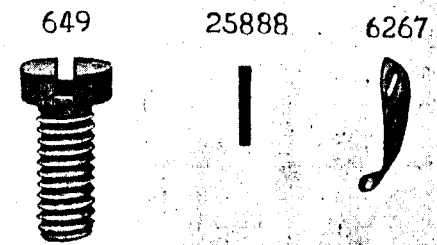
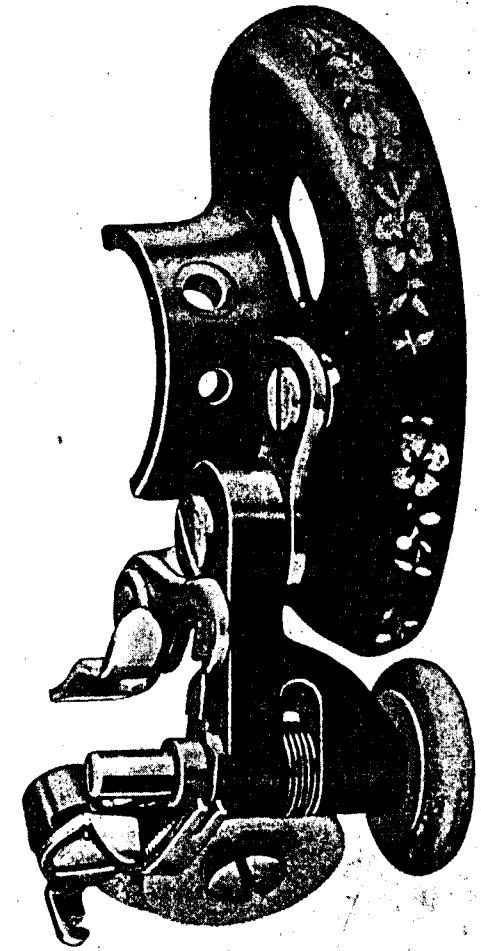


PLATE 6413—FULL SIZE




PLATE 6429—ONE-HALF SIZE

