

**SINGER**  
112W139

## INSTRUCTIONS FOR ORDERING

In ordering from this list, use **ONLY** the **PART** number in the **FIRST** column.

The number stamped on a Sewing Machine Part is the number of the Single Part only, except when the part includes Set Screws, Clamping Screws, Studs and Rollers Spun on, Small Wires riveted, or Parts soldered together, etc., which it is necessary to furnish in combination.

Every combination of parts sent out has its specific number which, although not stamped on Parts (except in above case) must be used when ordering the combination.

Each number always indicates the **SAME PART** in whatever list it appears, or for whatever Machine.

The letters after some of the numbers indicate the style of finish only, as follows:

AL	Heat Treated for Toughness.
ALX	Heat Treated for Toughness and Black Oxide.
C	Hardened only.
D	Polished only.
E	Soft, Not polished.
F	Hardened and Polished.
X	Black Oxide, for Iron and Steel

These letters **MUST BE USED** when they appear in the list and **AFTER** the number, as in the list.

In this series:

1 to 1500, 200001 to 201500 and 350001 to 351500 are Screw Numbers.  
1501 to 1800, 201501 to 201800 and 351501 to 351800 are Nut Numbers.  
1901 to 2000, 201901 to 202000 and 351901 to 352000 are Roller Numbers.  
2001 to 50000 and 202001 to 350000 are Numbers of Machine Parts.

The figures in the second column refer only to the plate in which the illustration of the part is shown and are **NOT TO BE USED** in ordering. These Plates are in Form 20500, Illustrations of Parts.

Parts marked with an asterisk (\*) are furnished only when repairs are made at the factory.

Form 3147w  
(956)  
Printed In U.S.A.

LIST OF PARTS  
SINGER\*\* SEWING MACHINE  
112w139

THE SINGER MANUFACTURING COMPANY

\*\*A Trade Mark of THE SINGER MANUFACTURING COMPANY

LIST OF PARTS COMPLETE

FOR

MACHINE NO. 112w139

TWO NEEDLE, HIGH SPEED, VERTICAL HOOK.

COMPOUND FEED, ALTERNATING PRESSERS.

SAFETY CLUTCH, MAXIMUM STITCH 6 TO THE INCH.

FOR CANVAS, RUBBERIZED FABRICS, BINDING

BLANKETS, ETC.

MADE IN GAUGES FROM 1/8 TO 1-1/2 INCHES.

No.	Plate	Name
*237199	-----	Arm with 202135
224002	13224	Arm Cap
200278X	16242	Arm Cap Screw
202248	16242	Arm Cap Screw Washer
204235	16243	Arm Position Pin (2)
200004E	16243	Arm Screw (3)
202005	16243	Arm Screw Washer (3)
240102	16242	Arm Shaft with 224392 and 350431E
240802	16242	Arm Shaft Bushing (back) with 202244
202244	16242	Arm Shaft Bushing (back) Oil Packing (wick)
200338C	16242	Arm Shaft Bushing (back) Set Screw
207080	16242	Arm Shaft Bushing (front) with 202244
202244	16242	Arm Shaft Bushing (front) Oil Packing (wick)
200502X	16242	Arm Shaft Bushing (front) Oil Packing Thumb Screw
200341C	16242	Arm Shaft Bushing (front) Set Screw
224195	19109	Arm Shaft Connection Belt (reinforced neoprene)
224104	16243	Arm Shaft Connection Belt Pulley with 200327C, 200602C and two 202253
200602C	16243	Arm Shaft Connection Belt Pulley Position Screw
200327C	16243	Arm Shaft Connection Belt Pulley Set Screw
202253	16243	Arm Shaft Connection Belt Pulley Spring Flange
224113	16244	Arm Shaft Connection Belt Timing Collar with 200113F
200113F	16244	Arm Shaft Connection Belt Timing Collar Set Screw
224139	16244	Arm Shaft Connection Belt Timing Plate
200164X	16244	Arm Shaft Connection Belt Timing Plate Screw (2)
224392	16242	Arm Shaft Oil Packing (wick)
350431E	16924	Arm Shaft Oil Packing Stop Screw
224144	16253	Attachment Slide Plate with 213479 and 236061
236061	16253	Attachment Slide Plate Friction Slide
213479	16253	Attachment Slide Plate Friction Slide Spring
*237208	-----	Bed with 203376
54897	16244	Bed Oil Cup

PARTS FOR MACHINE NO. 112w139

No.	Plate	Name
223852	16253	Bed Slide (back)
223811	16253	Bed Slide (back) Stop
223812	16253	Bed Slide (back) Stop Spring
223853	16253	Bed Slide (front) for use with Throat Plates in gauges from 1/8 to 1/2 inch
224043	16253	Bed Slide (front) for use with Throat Plates in gauges from 17/32 to 1 inch
224044	16253	Bed Slide (front) for use with Throat Plates in gauges from 1-1/32 to 1-1/2 inch
203470	16247	Bobbin (2)
*248459	-----	Bobbin Case (chromium plated)
203648	16247	Bobbin Case Latch
*202056	-----	Bobbin Case Latch Pin
203473	16247	Bobbin Case Latch Plunger
203474	16247	Bobbin Case Latch Spring
241674	16247	Bobbin Case Oiling Felt
241675	16247	Bobbin Case Oiling Felt Retainer
350405C	16247	Bobbin Case Oiling Felt Retainer Screw
224004	16248	Bobbin Case Opener
224005	16248	Bobbin Case Opener Lever with 201349C, 201542C and 203101
201349C	16248	Bobbin Case Opener Lever Driving Screw Stud
201542C	16248	Bobbin Case Opener Lever Driving Screw Stud Nut
203101	16248	Bobbin Case Opener Lever Driving Screw Stud Oil Packing (wick)
265088	19113	Bobbin Case Opener Lever Hinge Stud with 202277
202277	16248	Bobbin Case Opener Lever Hinge Stud Oil Packing (wick)
200364C	16248	Bobbin Case Opener Lever Hinge Stud Set Screw
223623	16248	Bobbin Case Opener Lever Link
200118D	16248	Bobbin Case Opener Screw
236083	16247	Bobbin Case Tension Spring
201016C	16347	Bobbin Case Tension Spring Regulating Screw
200594C	16247	Bobbin Case Tension Spring Screw
203216	16247	Bobbin Case Washer (cloth)
248460	17803	Bobbin Case complete, Nos. 200594C, 201016C, 202056, 203216, 203473, 203474, 203648, 236083, 241674, 241675, 248459 and two 350405C
240104	16253	Face Plate
202135	16253	Face Plate Position Pin
200473X	16253	Face Plate Thumb Screw
224050	16245	Feed Bar with 200336E and 201535E
224051	16245	Feed Bar 224050 with 200040AL, 224052 and 225837
350393C	16245	Feed Bar Hinge Screw (driving)
201518E	16245	Feed Bar Hinge Screw Nut
223629	16254	Feed Dog, 46 needle hole, for needle sizes 16 and 18, in gauges 1/8, 5/32, 3/16 and 7/32 in., for 224030

## PARTS FOR MACHINE NO. 112w139

No.	Plate	Name
223628	16254	Feed Dog, 46 needle hole, for needle sizes 16 and 18, in gauges from 1/4 to 3/8 in., in steps of 1/32 in., for 223884
223632	16254	Feed Dog, 46 needle hole, for needle sizes 16 and 18, in gauges from 7/16 to 31/32 in., in steps of 1/32 in., for 224033
223635	16255	Feed Dog, 46 needle hole, for needle sizes 16 and 18, in gauges from 1 to 1-1/2 in., in steps of 1/32 in., for 224035
200106E	16254	Feed Dog Screw (2)
200336E	16245	Feed Dog Support Screw
201535E	16245	Feed Dog Support Screw Nut
237565	16243	Feed Driving Connection with 200049D and 202330
201171C	16243	Feed Driving Connection Hinge Screw
201517E	16243	Feed Driving Connection Hinge Screw Nut
202277	16243	Feed Driving Connection Hinge Screw Oil Packing (wick)
202330	16243	Feed Driving Connection Oil Packing (wick)
200049D	16243	Feed Driving Connection Pinch Screw
237521	16243	Feed Driving Eccentric Regulating Bracket
237043	16243	Feed Driving Eccentric Regulating Bracket 237521 with 224108, two each 200256C and 201525E
224108	16243	Feed Driving Eccentric Regulating Bracket Flange with 200383C and 200437C
200437C	16243	Feed Driving Eccentric Regulating Bracket Flange Position Screw
200383C	16243	Feed Driving Eccentric Regulating Bracket Flange Set Screw
200256C	16243	Feed Driving Eccentric Regulating Bracket Hinge Screw
201525E	16243	Feed Driving Eccentric Regulating Bracket Hinge Screw Nut
202301	16243	Feed Driving Eccentric Regulating Bracket Plunger
237523	16243	Feed Driving Eccentric Regulating Bracket Plunger Spring
200607C	16243	Feed Driving Eccentric Regulating Bracket Plunger Spring Stop Screw
200256C	16243	Feed Driving Eccentric Regulating Bracket Stop Screw
201525E	16243	Feed Driving Eccentric Regulating Bracket Stop Screw Nut
200429F	16243	Feed Driving Eccentric Regulating Screw
200383C	16243	Feed Driving Eccentric Regulating Screw Check Screw
223650	16245	Feed Driving Rock Shaft
223651	16245	Feed Driving Rock Shaft 223650 with 201518E, 224051 and 350393C
223652	16245	Feed Driving Rock Shaft Crank with 200019E
200019E	16245	Feed Driving Rock Shaft Crank Pinch Screw
202625	16245	Feed Driving Rock Shaft Stop Collar with two 200383C (2)
200383C	16245	Feed Driving Rock Shaft Stop Collar Set Screw
224154	16244	Feed Lifting Cam with 201220C
224052	16245	Feed Lifting Cam Fork with 200173D and 223655
200040AL	16245	Feed Lifting Cam Fork Screw

PARTS FOR MACHINE NO.112w139

No.	Plate	Name
225837	16245	Feed Lifting Cam Fork Screw Washer
223655	16245	Feed Lifting Cam Oiling Felt
200173D	16245	Feed Lifting Cam Oiling Felt Screw
201220C	16244	Feed Lifting Cam Set Screw
224122	16242	Feed Regulating Spindle with 202311, 202443 and 202619
*202311	-----	Feed Regulating Spindle Head
202443	16242	Feed Regulating Spindle Head Pin
202619	16242	Feed Regulating Spindle Head Position Pin
*240162	-----	Hook (sewing)
240163	16626	Hook 240162 with 203525, 224025, two each 200590X and 201253F
237209	17876	Hook and Bobbin Case complete, Nos. 240163 and 248460
224019	16248	Hook Bushing (lower) (bronze)
200364C	16248	Hook Bushing (lower) Set Screw
224020	16248	Hook Bushing (upper) (bronze)
200446C	16248	Hook Bushing (upper) Position Screw
223867	16244	Hook Driving Gear (spiral) with 200362C and 201222C(2)
201222C	16244	Hook Driving Gear Position Screw
200362C	16244	Hook Driving Gear Set Screw
240167	16169	Hook Driving Pinion (spiral) with 200382C and 201220C
201220C	16169	Hook Driving Pinion Position Screw
200382C	16169	Hook Driving Pinion Set Screw
224022	16248	Hook Driving Pinion Thrust Washer
237206	16244	Hook Driving Shaft
224111	16244	Hook Driving Shaft Bushing with 202244
202244	16244	Hook Driving Shaft Bushing Oil Packing (wick)
200327C	16244	Hook Driving Shaft Bushing Set Screw
265314	16244	Hook Driving Shaft Lock Ratchet with 200354C and 200362C
200354C	16244	Hook Driving Shaft Lock Ratchet Position Screw
200362C	16244	Hook Driving Shaft Lock Ratchet Set Screw
240213	16244	Hook Driving Shaft Lock Stud
248423	16244	Hook Driving Shaft Lock Stud Cotter Pin
240214	16244	Hook Driving Shaft Lock Stud Socket
248425	16244	Hook Driving Shaft Lock Stud Spring
240215	16244	Hook Driving Shaft Lock Stud complete, Nos. 240213, 240214, 248423 and 248425
203525	19111	Hook Gib
201253F	16247	Hook Gib Screw
223849	16248	Hook Saddle (left) with 200009E
224023	16248	Hook Saddle 223849 with 200364C, 200446C, 224019 and 224020
223850	16249	Hook Saddle (right) with 200009E
224024	16249	Hook Saddle 223850 with 200364C, 200446C, 224019 and 224020
223680	16244	Hook Saddle Bearing (left)
200327C	16244	Hook Saddle Bearing (left) Set Screw
223681	16244	Hook Saddle Bearing (right)

## PARTS FOR MACHINE NO. 112w139

No.	Plate	Name
200335C	16244	Hook Saddle Bearing (right) Set Screw
200009E	16248	Hook Saddle Pinch Screw
200006E	16248	Hook Saddle Screw (2)
225585	16248	Hook Saddle Screw Washer (2)
237210	17876	Hook Saddle (left) complete, Nos. 200118D, 200364C, 223623, 224004, 224005, 224022, 224023, 237209, 240167 and 265088
237211	17876	Hook Saddle (right) complete, Nos. 200118D, 200364C, 223623, 224004, 224005, 224022, 224024, 237209, 240167 and 265088
224025	16247	Hook Washer
200590X	16247	Hook Washer Screw
240067	19105	Knee Lifter Connection Lever
200262X	16253	Knee Lifter Connection Lever Hinge Screw
223684	16253	Knee Lifter Connection Lever Lifting Rod with 202302
202302	16253	Knee Lifter Connection Lever Lifting Rod Cotter Pin
206628	16253	Knee Lifter Connection Lever Lifting Rod Spring
227227	16253	Knee Lifter Connection Lever Lifting Rod Spring Collar with 200113F
200113F	16253	Knee Lifter Connection Lever Lifting Rod Spring Collar Set Screw
240175	16253	Knee Lifter Lifting Lever
200262X	16253	Knee Lifter Lifting Lever Hinge Screw
240205	16251	Lifting Bell Crank
200996C	16251	Lifting Bell Crank Cap Screw
240125	16246	Lifting Bell Crank Link
350172C	16246	Lifting Bell Crank Link Screw Stud
201524E	16246	Lifting Bell Crank Link Screw Stud Nut
240160	16246	Lifting Eccentric with 200382C and 200398C
240126	16246	Lifting Eccentric Connection
240171	16246	Lifting Eccentric Connection Crank with 200029E and 248821
248821	16246	Lifting Eccentric Connection Crank Oil Packing (wick)
200029E	16246	Lifting Eccentric Connection Crank Pinch Screw
200398C	16246	Lifting Eccentric Position Screw
200382C	16246	Lifting Eccentric Set Screw
237178	16256	Lifting Presser Foot, for 237187, in gauges from 1/8 to 11/32 in., in steps of 1/32 inch
237179	16256	Lifting Presser Foot, for 237188, in gauges from 3/8 to 3/4 in., in steps of 1/32 inch
237180	16256	Lifting Presser Foot, for 237189, in gauges from 25/32 to 1-1/2 in., in steps of 1/32 inch
200074F	16251	Lifting Presser Foot Screw
240136	16246	Lifting Rock Shaft with 201524E and 350172C
240174	16246	Lifting Rock Shaft Bushing (2)
(241561) 241688	16242	Machine Pulley (disc) (belt groove 2-3/4 in. diam.) with 200328C and 200335C
200328C	16242	Machine Pulley Position Screw



PARTS FOR MACHINE NO.112w139

No.	Plate	Name
200335C	16242	Machine Pulley Set Screw
237181	16250	Needle Bar and Holder, in gauges from 1/8 to 5/8 in., in steps of 1/32 in., with two 200141F
237182	16250	Needle Bar and Holder, in gauges from 21/32 to 1 in., in steps of 1/32 in., with two 200141F
237183	16250	Needle Bar and Holder, in gauges from 1-1/32 to 1-1/2 in., in steps of 1/32 in., with two 200141F
238251	17809	Needle Bar Connecting Link
264718	16250	Needle Bar Connecting Link Oil Guard
201183D	16250	Needle Bar Connecting Link Oil Guard Screw
202333	16250	Needle Bar Connecting Link Stud with 202299
202299	18910	Needle Bar Connecting Link Stud Oil Packing (wick)
200374AL	16250	Needle Bar Connecting Link Stud Set Screw
200383C	16250	Needle Bar Connecting Link Stud Set Screw
208552	16250	Needle Bar Connecting Stud with 200086C and 202330
202330	16250	Needle Bar Connecting Stud Oil Packing (wick)
200086C	16250	Needle Bar Connecting Stud Pinch Screw
202692	16250	Needle Bar Crank with 200335C, 200374C, 200383C, 200428C and 202333
237194	16250	Needle Bar Crank 202692 with 202399, 202400, 208552, 234144 and 238251
203172	16250	Needle Bar Crank Friction Washer
200428C	16250	Needle Bar Crank Position Screw
200335C	16250	Needle Bar Crank Set Screw
240138	16250	Needle Bar Rock Frame
210910	16250	Needle Bar Rock Frame Hinge Stud with 202277
202277	16250	Needle Bar Rock Frame Hinge Stud Oil Packing (wick)
200347AL	16250	Needle Bar Rock Frame Hinge Stud Set Screw
202666	16250	Needle Bar Rock Frame Position Bracket
200098F	16250	Needle Bar Rock Frame Position Bracket Screw
223690	16246	Needle Bar Rock Frame Rock Shaft
223691	16246	Needle Bar Rock Frame Rock Shaft 223690 with 200387C and 210920
223692	16246	Needle Bar Rock Frame Rock Shaft Crank with 200029E
223693	16243	Needle Bar Rock Frame Rock Shaft Crank Connection with 202277
200833C	16243	Needle Bar Rock Frame Rock Shaft Crank Connection Hinge Screw
201522E	16243	Needle Bar Rock Frame Rock Shaft Crank Connection Hinge Screw Nut
202277	16243	Needle Bar Rock Frame Rock Shaft Crank Oil Packing (wick)
200029E	16246	Needle Bar Rock Frame Rock Shaft Crank Pinch Screw
202668	16246	Needle Bar Rock Frame Slide Block

PARTS FOR MACHINE NO.112w139

No.	Plate	Name
210920	16246	Needle Bar Rock Frame Slide Block 202668 with 201141C
201141C	16246	Needle Bar Rock Frame Slide Block Screw Stud
200387C	16246	Needle Bar Rock Frame Slide Block Screw Stud Set Screw
200141F	16250	Needle Set Screw
208566	16251	Presser Bar with 200074F
235871	16251	Presser Bar Bushing (lower)
207072	16251	Presser Bar Bushing (upper)
200352AL	16251	Presser Bar Bushing Set Screw (2)
202554	16251	Presser Bar Lifter
200653C	16251	Presser Bar Lifter Hinge Screw
208555	16251	Presser Bar Lifting Bracket with 200054E
200975F	16251	Presser Bar Lifting Bracket Guide Screw
200054E	16251	Presser Bar Lifting Bracket Pinch Screw
202337	16251	Presser Bar Position Guide
202338	16251	Presser Bar Position Guide Lever with 200086C
200086C	16251	Presser Bar Position Guide Lever Pinch Screw
200352AL	16251	Presser Bar Position Guide Set Screw
237836	16253	Presser Bar Spring (flat)
210949	16251	Presser Bar Spring Bracket with 200086C
200086C	16251	Presser Bar Spring Bracket Pinch Screw
201410F	16253	Presser Bar Spring Regulating Thumb Screw
200948F	16253	Presser Bar Spring Support Screw
265032	18525	Safety Clutch Hook Driving Shaft Position Collar with two 201254C
201254C	18525	Safety Clutch Hook Driving Shaft Position Collar Set Screw
240519	18525	Safety Clutch Locking Lever
240520	18525	Safety Clutch Locking Lever Connecting Link
240536	18525	Safety Clutch Locking Lever Hinge Stud
200364C	18525	Safety Clutch Locking Lever Hinge Stud Set Screw
265102	18525	Safety Clutch Locking Lever Spring
240537	18525	Safety Clutch Locking Lever Spring Hinge Stud
200364C	18525	Safety Clutch Locking Lever Spring Hinge Stud Set Screw
240538	18525	Safety Clutch Pulley with 202253 and two 200364C
202253	18525	Safety Clutch Pulley Spring Flange
265057	18525	Safety Clutch Throw-in Latch
240522	18525	Safety Clutch Throw-in Latch Pin
265051	18525	Safety Clutch Throw-in Latch Spring
240539	18525	Safety Clutch complete, Nos. 240519, 240520, 240522, 240536 to 240538, 265032, 265051, 265057 and 265102
234144	16250	Take-up Lever
202399	16250	Take-up Lever Driving Stud with 202277
202277	16250	Take-up Lever Driving Stud Oil Packing (wick)
202400	16250	Take-up Lever Hinge Stud with 202423

PARTS FOR MACHINE NO.112w139

No.	Plate	Name
202423	16250	Take-up Lever Hinge Stud Oil Packing (wick)
200363AL	16250	Take-up Lever Hinge Stud Set Screw
223702	16252	Tension Bracket with two each 201224X and 236060
200159F	16252	Tension Bracket Screw
248217	16280	Tension Bracket complete, Nos. 200978X, 201199F, 223702, 223703, 223706, 237174, two each 200309E, 204271, 223438, 223704, three 201572X and four 244048
244048	16252	Tension Disc
236060	16252	Tension Disc Position Pin
223703	16252	Tension Release Lever
235576	16251	Tension Release Lever Rod
200309E	16252	Tension Release Lever Screw
223704	16252	Tension Release Plunger
240524	17876	Tension Release Slide
240142	16251	Tension Release Slide Spring
204271	16252	Tension Release Washer
223438	16578	Tension Spring
201224X	16252	Tension Stud
201572X	16252	Tension Thumb Nut
223706	16252	Thread Controller Disc
200978X	16252	Thread Controller Disc Screw
237174	16252	Thread Controller Spring
241360	16266	Thread Controller Spring Stop
200132E	16252	Thread Controller Spring Stop Screw
201199F	16252	Thread Controller Stud with 204925
200061ALX	16252	Thread Controller Stud Set Screw
201572X	16252	Thread Controller Stud Thumb Nut
204925	16252	Thread Controller Stud Washer
224028	16242	Thread Guide
224040	16252	Thread Guide
210954	16252	Thread Guide (lower)
267246	19104	Thread Guide (upper)
200582X	16252	Thread Guide Screw (4)
240034	16252	Thread Retainer (2)
200368X	16252	Thread Retainer Set Screw (2)
224030	16254	Throat Plate, for 223629, in gauges 1/8, 5/32, 3/16 and 7/32 inch
223884	16254	Throat Plate, for 223628, in gauges from 1/4 to 13/32 in., in steps of 1/32 inch
224033	16254	Throat Plate, for 223632, in gauges from 7/16 to 31/32 in., in steps of 1/32 inch
224035	16255	Throat Plate, for 223625, in gauges from 1 to 1-1/2 in., in steps of 1/32 inch
200161D	16254	Throat Plate Clamp Screw
203376	16254	Throat Plate Position Pin
691F	16254	Throat Plate Screw
240183	16251	Vibrating Presser Bar

PARTS FOR MACHINE NO. 112w139

No.	Plate	Name
240184	16251	Vibrating Presser Bar Connecting Link
240185	16251	Vibrating Presser Bar Extension with 204264 and 240186
240186	16251	Vibrating Presser Bar Extension Collar
204264	16251	Vibrating Presser Bar Extension Collar Pin
240188	16251	Vibrating Presser Bar Extension Spring
350299E	16251	Vibrating Presser Bar Thumb Screw (pressure regu- lating)
202277	16251	Vibrating Presser Bar Oil Packing (wick)
237187	16256	Vibrating Presser Foot, 46 needle hole, in gauges from 1/8 to 11/32 in., in steps of 1/32 in., with 200086C, for 237178
237188	16256	Vibrating Presser Foot, 46 needle hole, in gauges from 3/8 to 3/4 in., in steps of 1/32 in., with 200086C, for 237179
237189	16256	Vibrating Presser Foot, 46 needle hole, in gauges from 25/32 to 1-1/2 in., in steps of 1/32 in., with 200086C for 237180
200086C	16256	Vibrating Presser Foot Pinch Screw

## ACCESSORIES

No.	Plate	Name
200157E	16253	Attachment Screw
202258	16243	Bed Hinge Connection (2)
200570E	16243	Bed Hinge Connection Screw (4)
203470	16247	Bobbin (4)
224121	16258	Drip Pan, 20 in. long, with four 3/4 in. wire nails
41400	17620	Machine Rest Pin (wood)
126x9	-----	Needles, twelve, size 18
120342	17620	Oiler (copper plated) with 120343
120343	17620	Oiler Spout, 3-1/2 in. long
225498	17620	Screw Driver (7-1/4 in. long)
228476	17010	Screw Driver (Bobbin Case)
225554	17620	Wrench (steel)

### BOBBIN WINDER

(SWINGING AUTOMATIC, RIGHT HAND)

FOR "V" BELT DRIVE

259428	16615	Bobbin Winder Brake (leather)
259429	16615	Bobbin Winder Brake Clamp
200113F	16615	Bobbin Winder Brake Clamp Screw
225453	16615	Bobbin Winder Frame with 202277 and 259660
225454	16615	Bobbin Winder Frame Hinge Pin
202277	16615	Bobbin Winder Frame Oil Packing (wick)
259660	16615	Bobbin Winder Frame Oil Well Washer
225455	16615	Bobbin Winder Frame Spring
225456	16615	Bobbin Winder Frame Spring Plunger
225368	16615	Bobbin Winder Pulley with 200380C
200380C	16615	Bobbin Winder Pulley Set Screw
225381	16615	Bobbin Winder Spindle
225444	16615	Bobbin Winder Stop Latch
200056E	16615	Bobbin Winder Stop Latch Screw
225458	16615	Bobbin Winder Stop Latch Thumb Lever
225459	16615	Bobbin Winder Stop Latch Thumb Lever Hinge Stud
225459	16615	Bobbin Winder Stop Latch Thumb Lever Joint Stud

## ACCESSORIES

No.	Plate	Name
202478	16615	Bobbin Winder Stop Latch Trip Lever
200299X	16615	Bobbin Winder Stop Latch Trip Lever Hinge Screw
225461	16615	Bobbin Winder Tension Bracket with 201499X
200082D	16615	Bobbin Winder Tension Bracket Screw
228026	16615	Bobbin Winder Tension Bracket Screw Washer
2102	16615	Bobbin Winder Tension Disc
13710	16615	Bobbin Winder Tension Spring
201499X	16615	Bobbin Winder Tension Stud
201572X	16615	Bobbin Winder Tension Stud Thumb Nut
225462	16615	Bobbin Winder Tension Bracket complete, Nos. 13710, 201572X, 225461 and two 2102
259430	16615	Bobbin Winder and Tension Bracket Base
259431	16615	Universal Bobbin Winder complete, Nos. 200056E, 200082D, 200113F, 200299X, 202478, 225368, 225381, 225444, 225453 to 225456, 225458, 225462, 228026, 259428 to 259430, two each 225459 and wood screws 3/4 in., No. 12, R. H. B.

Note: Bobbin Winder 259431 is furnished with this Machine unless Bobbin Winder 259462 is specified on order.

## KNEE LIFTER

228713	18580	Knee Lifter Rock Lever with two 350231C
228707	18580	Knee Lifter Rock Lever Bracket with 200347AL and three wood screws 7/8 in., No. 12
228709	18580	Knee Lifter Rock Lever Bracket 228707 with 228363, 228367, 228386, 228455 and 228713
228370	18580	Knee Lifter Rock Lever Extension with 200530C
350231C	18580	Knee Lifter Rock Lever Extension Set Screw
228363	18580	Knee Lifter Rock Lever Hinge Pin
228364	18580	Knee Lifter Rock Lever Knee Plate with 350231C
228388	18580	Knee Lifter Rock Lever Knee Plate Arm
350231C	18580	Knee Lifter Rock Lever Knee Plate Arm Set Screw
350231C	18580	Knee Lifter Rock Lever Knee Plate Set Screw
228455	18580	Knee Lifter Rock Lever Position Spring
228365	18580	Knee Lifter Rock Lever Rod
200530C	18580	Knee Lifter Rock Lever Rod Set Screw
228386	18580	Knee Lifter Rock Lever Spring
228367	18580	Knee Lifter Rock Lever Stop Stud
200347AL	18580	Knee Lifter Rock Lever Stop Stud Set Screw
228710	18580	Knee Lifter Rock Lever complete, Nos. 228364, 228365, 228370, 228388 and 228709

## ACCESSORIES

### THREAD UNWINDER

(FOR THREE SPOOLS)

No.	Plate	Name
228764	18104	Thread Unwinder Spool Pin
228765	18104	Thread Unwinder Spool Rest (for one spool) (flat) with 201254C
228766	18104	Thread Unwinder Spool Rest (for two spools) (flat) with 201254C
150203	18104	Thread Unwinder Spool Rest Cushion (felt)
228767	18104	Thread Unwinder Spool Rest Rod
201254C	18104	Thread Unwinder Spool Rest Set Screw
228768	18104	Thread Unwinder Spool Stand
228769	18104	Thread Unwinder Thread Guide
228771	18104	Thread Unwinder Thread Guide Holder (for three spools)
228774	18104	Thread Unwinder Thread Guide Rod
228777	18104	Thread Unwinder (for three spools) complete, Nos. 228765 to 228768, 228771, 228774, three each 150203, 228764, 228769 and wood screws 7/8 in., No. 12

### ATTACHMENT SLIDE PLATES

224144	16253	Attachment Slide Plate with 213479 and 236061
224146	16253	Attachment Slide Plate with 213479 and 236061, for use with depressed Throat Plates

### FEED DOGS

223889	16254	Feed Dog, 53 needle hole, for needle sizes 12 and 13, in gauges 1/8, 5/32, 3/16 and 7/32 in., for 224030
223637	16254	Feed Dog, 50 needle hole, for needle sizes 14 and 15, in gauges 1/8, 5/32, 3/16 and 7/32 in., for 224030
223629	16254	Feed Dog, 46 needle hole, for needle sizes 16 and 18, in gauges 1/8, 5/32, 3/16 and 7/32 in., for 224030
223630	16254	Feed Dog, 40 needle hole, for needle sizes 20 and 22, in gauges 1/8, 5/32, 3/16 and 7/32 in., for 224030
224007	16254	Feed Dog, 53 needle hole, for needle sizes 12 and 13, in gauges 3/16 and 7/32 in., for 224031
223639	16254	Feed Dog, 50 needle hole, for needle sizes 14 and 15, in gauges 3/16 and 7/32 in., for 224031

## FEED DOGS

No.	Plate	Name
223890	16254	Feed Dog, 53 needle hole, for needle sizes 12 and 13, in gauges from 1/4 to 13/32 in., in steps of 1/32 in., for 223884
223638	16254	Feed Dog, 50 needle hole, for needle sizes 14 and 15, in gauges from 1/4 to 13/32 in., in steps of 1/32 in., for 223884
223628	16254	Feed Dog, 46 needle hole, for needle sizes 16 and 18, in gauges from 1/4 to 3/8 in., in steps of 1/32 in., for 223884
223631	16254	Feed Dog, 40 needle hole, for needle sizes 20 and 22, in gauges from 1/4 to 13/32 in., in steps fo 1/32 in., for 223884
224057	16254	Feed Dog, 50 needle hole, for needle sizes 14 and 15, in gauges from 1/4 to 13/32 in., in steps of 1/32 in., for 224036
224009	16254	Feed Dog, 46 needle hole, for needle sizes 16 and 18, in gauges from 1/4 to 13/32 in., in steps of 1/32 in., for 224036
223891	16254	Feed Dog, 53 needle hole, for needle sizes 12 and 13, in gauges from 7/16 to 31/32 in., in steps of 1/32 in., for 224033
223634	16254	Feed Dog, 50 needle hole, for needle sizes 14 and 15, in gauges from 7/16 to 31/32 in., in steps of 1/32 in., for 224033
223632	16254	Feed Dog, 46 needle hole, for needle sizes 16 and 18, in gauges from 7/16 to 31/32 in., in steps of 1/32 in., for 224033
223633	16254	Feed Dog, 40 needle hole, for needle sizes 20 and 22, in gauges from 7/16 to 31/32 in., in steps of 1/32 in., for 224033
224010	16254	Feed Dog, 50 needle hole, for needle sizes 14 and 15, in gauges from 7/16 to 27/32 in., in steps of 1/32 in., for 224037
224011	16254	Feed Dog, 46 needle hole, for needle sizes 16 and 18, in gauges from 7/16 to 27/32 in., in steps of 1/32 in., for 224037
223641	16255	Feed Dog, 50 needle hole, for needle sizes 14 and 15, in gauges from 1 to 1-1/2 in., in steps of 1/32 in., for 224035
223635	16255	Feed Dog, 46 needle hole, for needle sizes 16 and 18, in gauges from 1 to 1-1/2 in., in steps of 1/32 in., for 224035
223636	16255	Feed Dog, 40 needle hole, for needle sizes 20 and 22, in gauges from 1 to 1-1/2 in., in steps of 1/32 in., for 224035
224012	16255	Feed Dog, 50 needle hole, for needle sizes 14 and 15, in gauges from 1 to 1-1/2 in., in steps of 1/32 in., for 224029



## FEED DOGS

No.	Plate	Name
224013	16255	Feed Dog, 46 needle hole, for needle sizes 16 and 18, in gauges from 1 to 1-1/2 in., in steps of 1/32 inch., for 224029
224006	16255	Feed Dog, 40 needle hole, for needle sizes 20 and 22, in gauges from 1 to 1-1/2 in., in steps of 1/32 in., for 224029
223640	16255	Feed Dog, 46 needle hole, for needle sizes 16 and 18, in gauges from 7/8 to 1-1/2 in., in steps of 1/32 in., for 224032
224008	16255	Feed Dog, 40 needle hole, for needle sizes 20 and 22, in gauges from 1 to 1-1/2 in., in steps of 1/32 in., for 224034

## FOOT LIFTER

### PARTS REQUIRED FOR CHANGING FROM KNEE LIFTER TO FOOT LIFTER

223733	16253	Foot Lifter Lifting Lever Extension
200082D	16253	Foot Lifter Lifting Lever Extension Screw (2)
227561	16253	Foot Lifter Lifting Lever Spring

## FOOT LIFTER

227952	17620	Foot Lifter Lever (left or right) with 227954
227678	17620	Foot Lifter Lever Chain, 48 in. long, with 202784
227954	17620	Foot Lifter Lever Chain Hook (lower)
202784	17620	Foot Lifter Lever Chain Hook (upper)
225016	17620	Foot Lifter Lever Hinge Pin
227939	17620	Foot Lifter Lever Stand with two wood screws 1 in., No. 12
227955	17620	Foot Lifter Lever (left or right) complete, Nos. 225016, 227678, 227939 and 227952

## THROAT PLATES

No.	Plate	Name
224030	16254	Throat Plate, for 223629, 223630, 223637 and 223889, in gauges 1/8, 5/32, 3/16 and 7/32 inch
224031	16254	Throat Plate, for 223639 and 224007, in gauges 3/16 and 7/32 inch
223884	16254	Throat Plate, for 223628, 223631, 223638 and 223890, in gauges from 1/4 to 13/32 in., in steps of 1/32 inch
224036	16254	Throat Plate, for 224009 and 224057, in gauges from 1/4 to 13/32 in., in steps of 1/32 inch
224033	16254	Throat Plate, for 223632 to 223634 and 223891, in gauges from 7/16 to 31/32 in., in steps of 1/32 inch
224037	16254	Throat Plate, for 224010 and 224011, in gauges from 7/16 to 27/32 in., in steps of 1/32 inch
224035	16255	Throat Plate, for 223635, 223636 and 223641, in gauges from 1 to 1-1/2 in., in steps of 1/32 inch
224029	16255	Throat Plate, for 224006, 224012 and 224013, in gauges from 1 to 1-1/2 in., in steps of 1/32 inch
224032	16255	Throat Plate, for 223640, in gauges from 7/8 to 1-1/2 in., in steps of 1/32 inch
224034	16255	Throat Plate, for 224008, in gauges from 1 to 1-1/2 in., in steps of 1/32 inch


## MISCELLANEOUS PARTS

### USED IN CONJUNCTION WITH THREAD UNWINDER

60913	18104	Thread Unwinder Spool Weight with 60914
60914	18104	Thread Unwinder Spool Weight Center Pin
27739	18104	Thread Unwinder Thread Cone (wood)
225390	18104	Thread Unwinder Thread Cone Holder

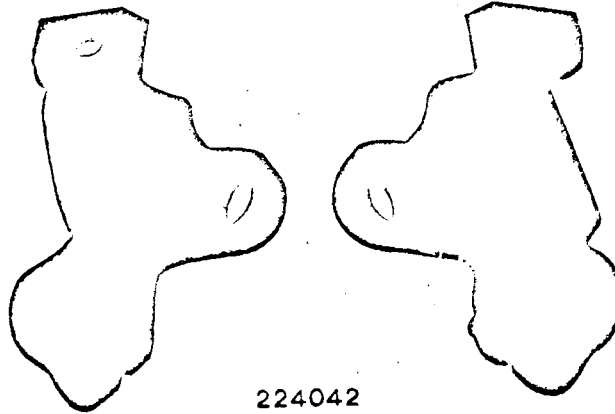
PLATE 13224-ONE-HALF SIZE

224002

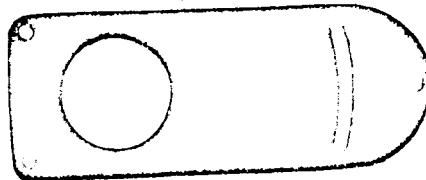


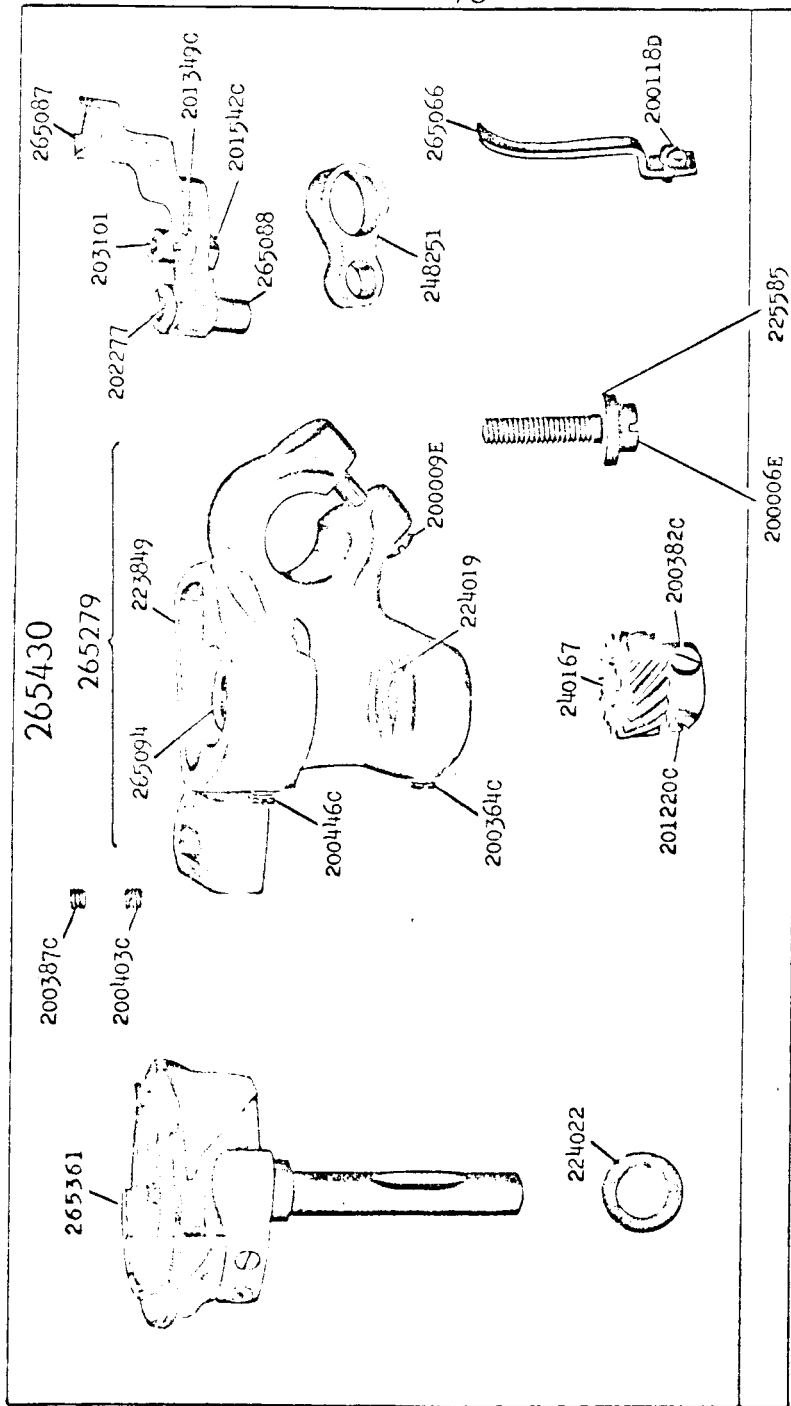
224024

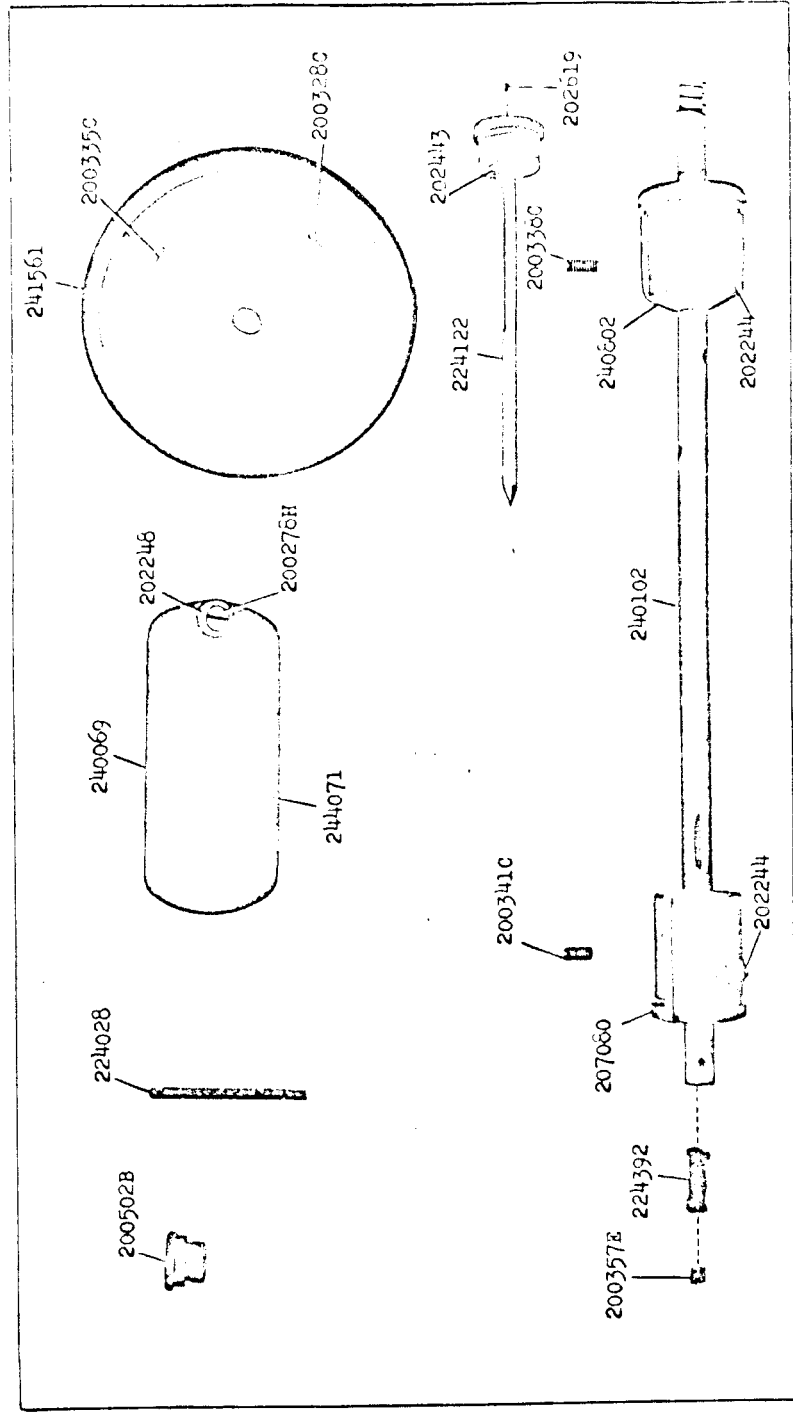
224023

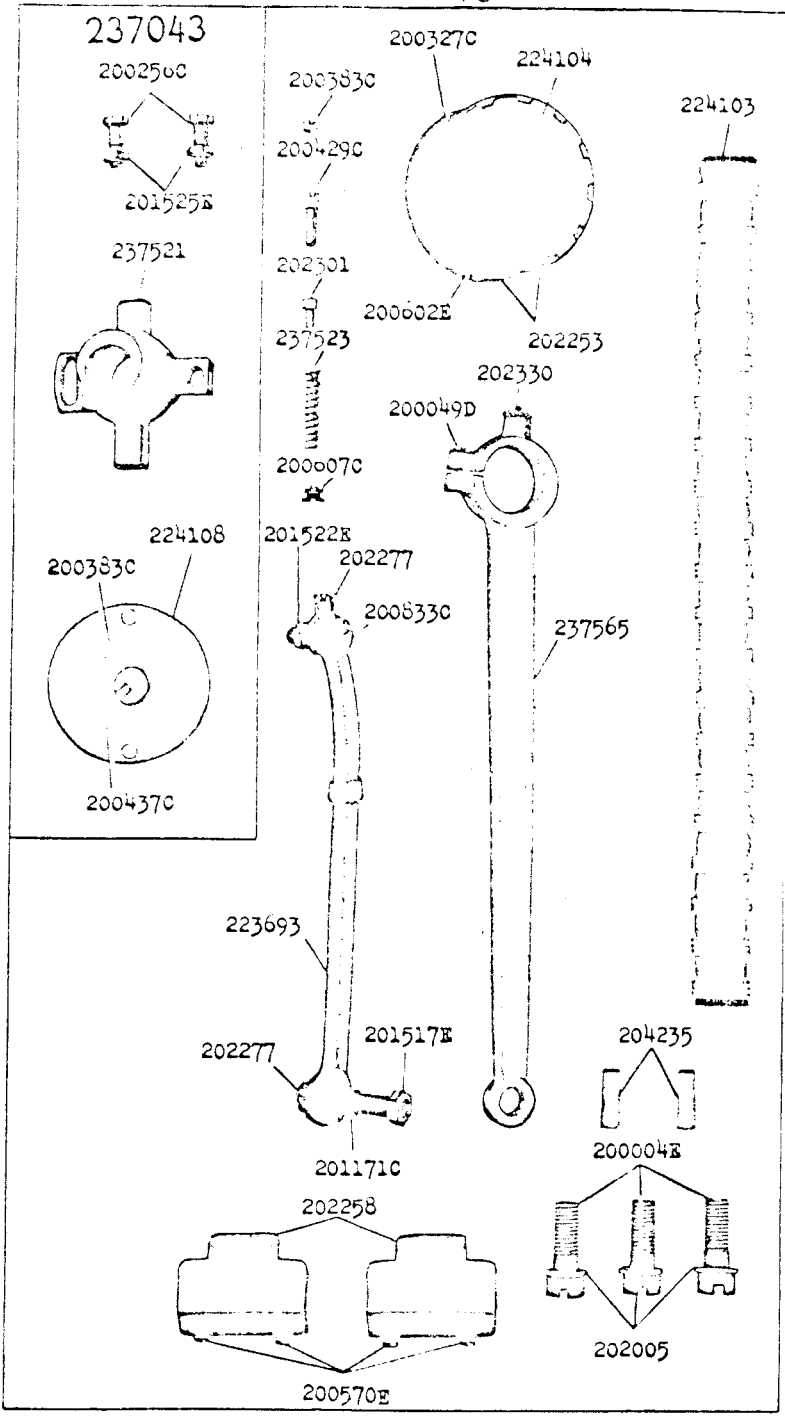


224042



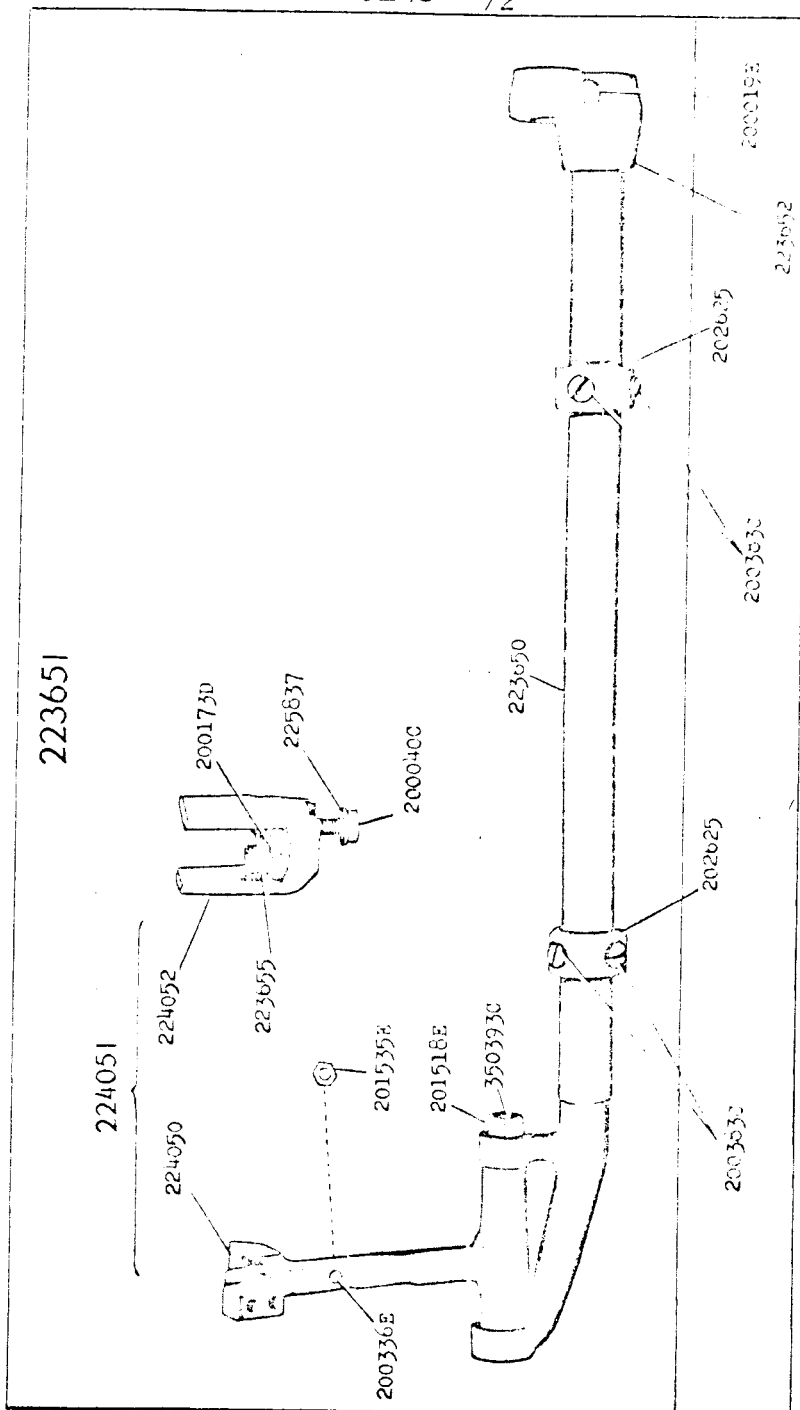






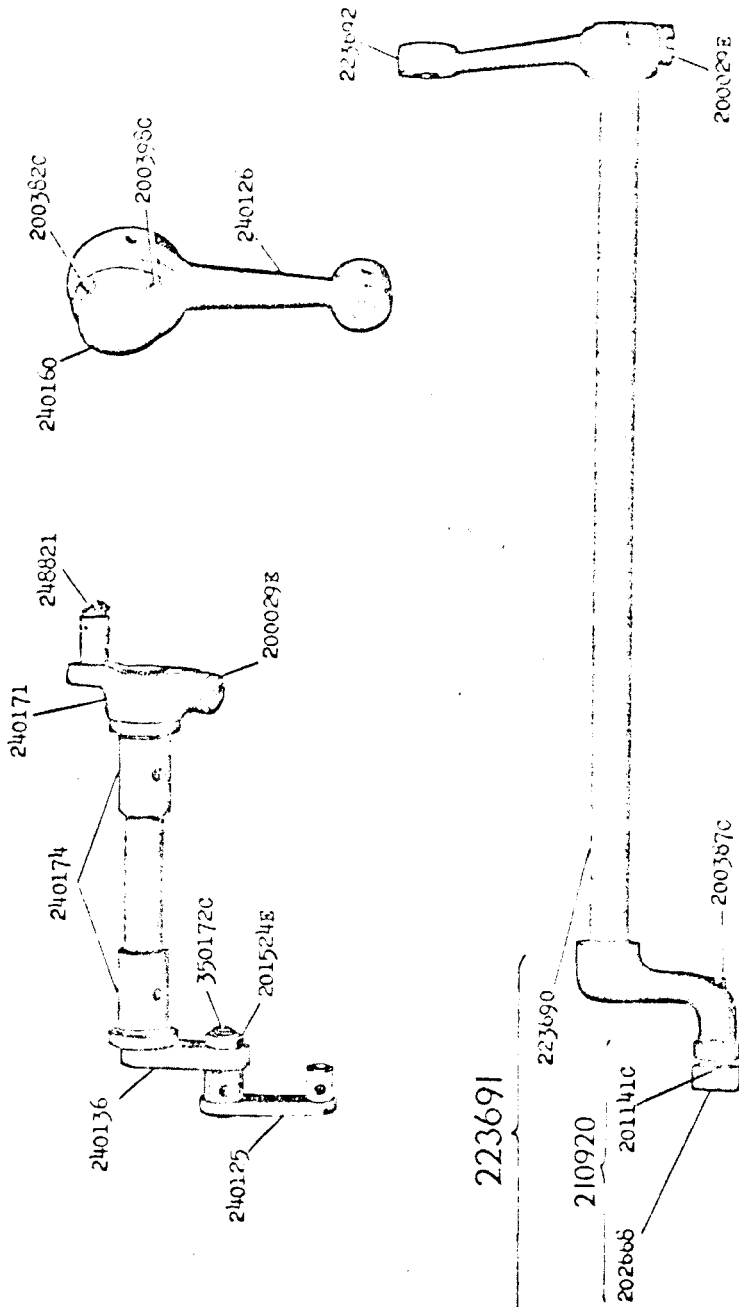


16245 - 1/2



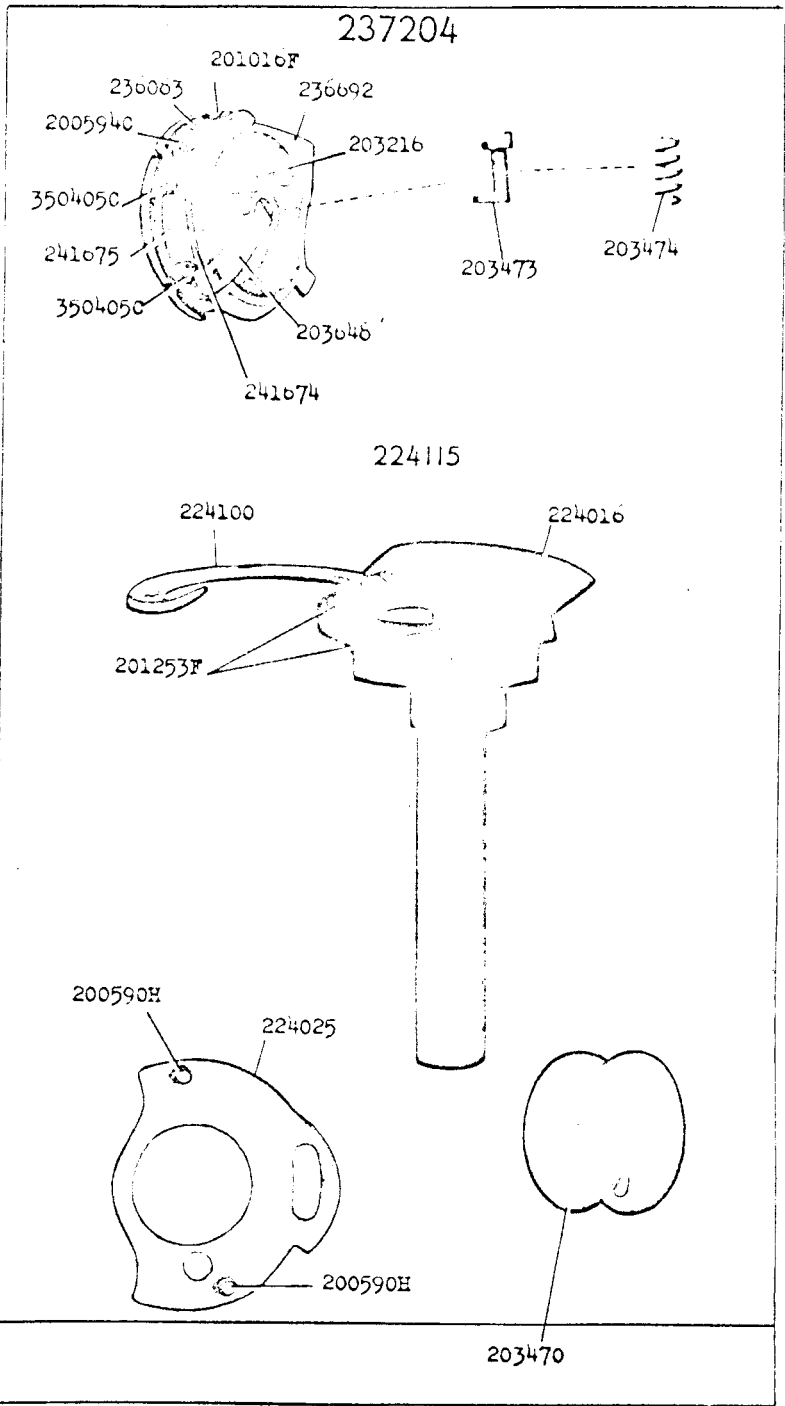


16246 - 1/2



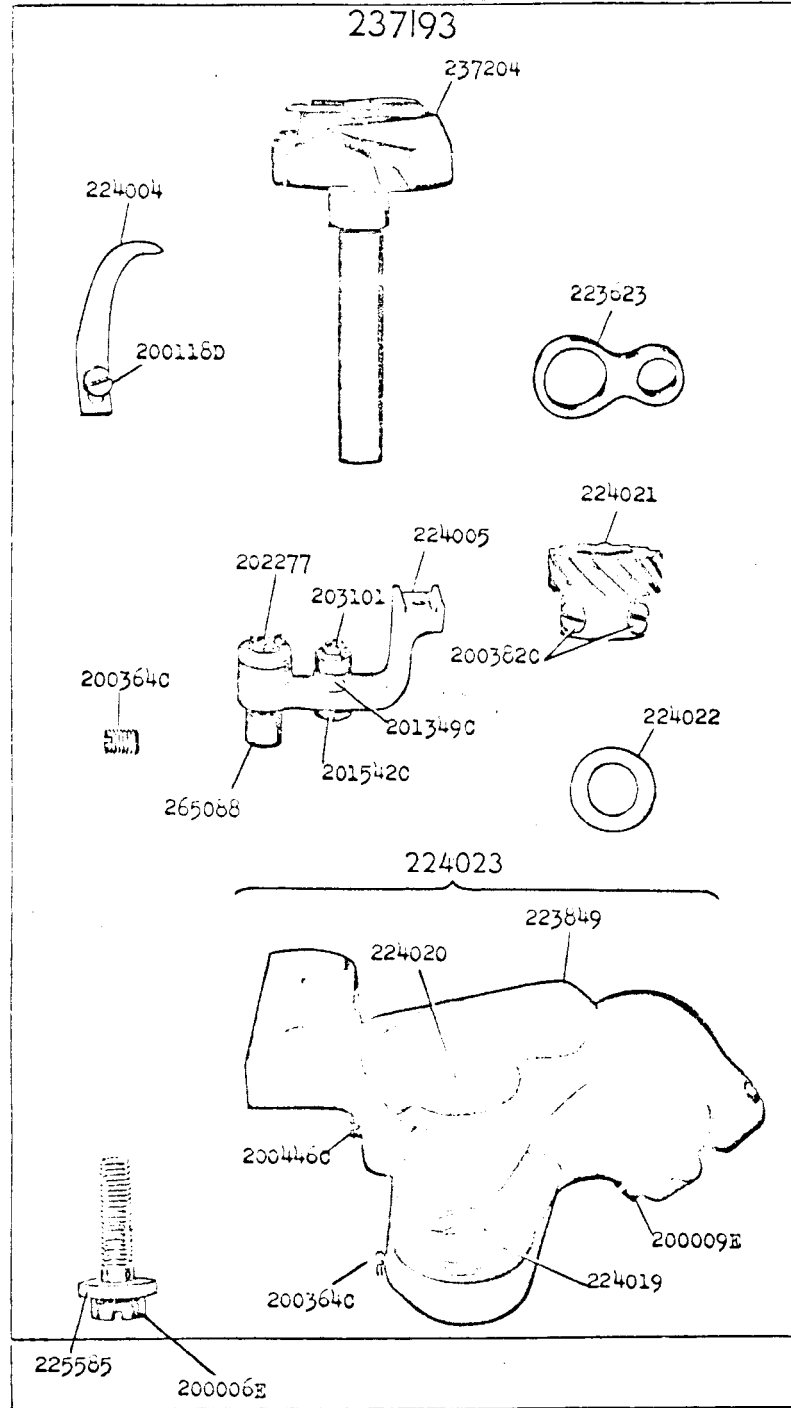
16247

237204



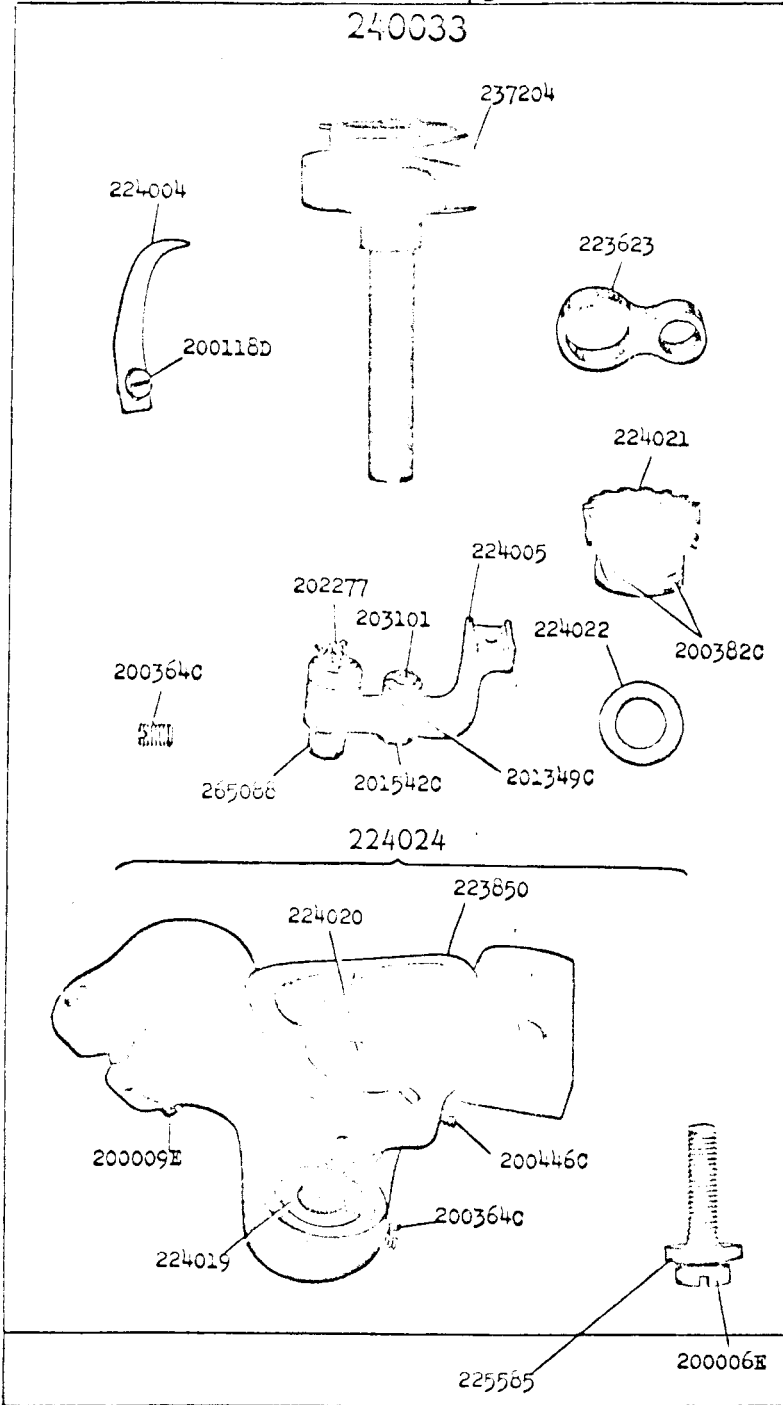
16248 - 2/3

237193

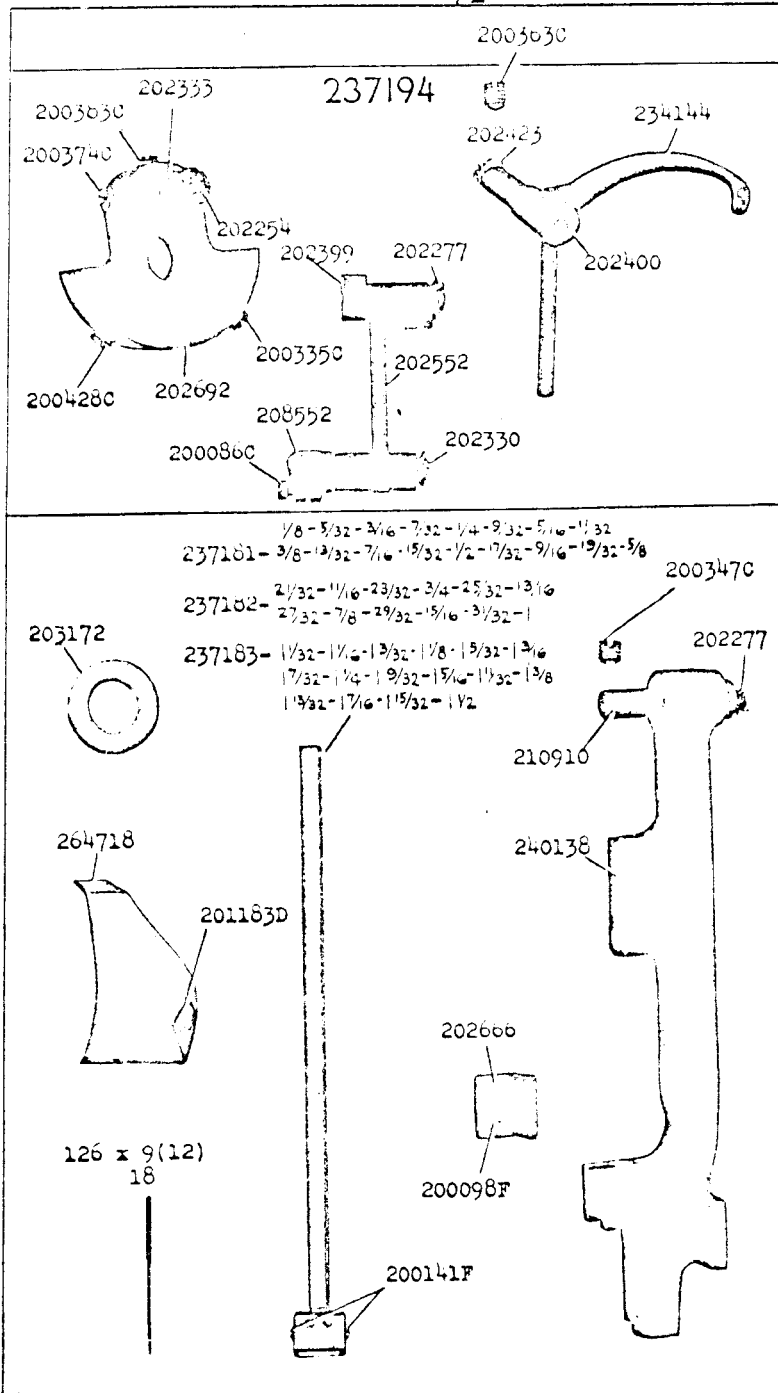


16249 - 2/3

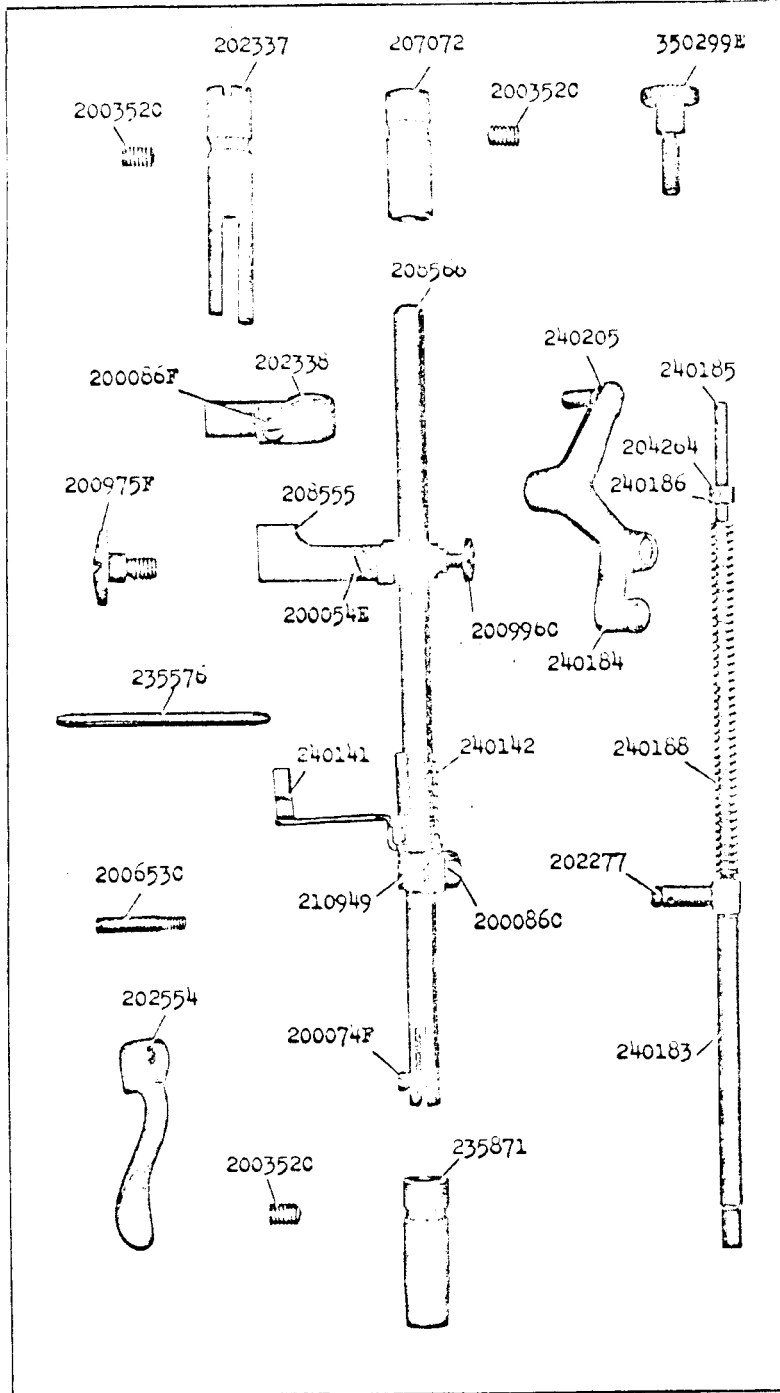
240033

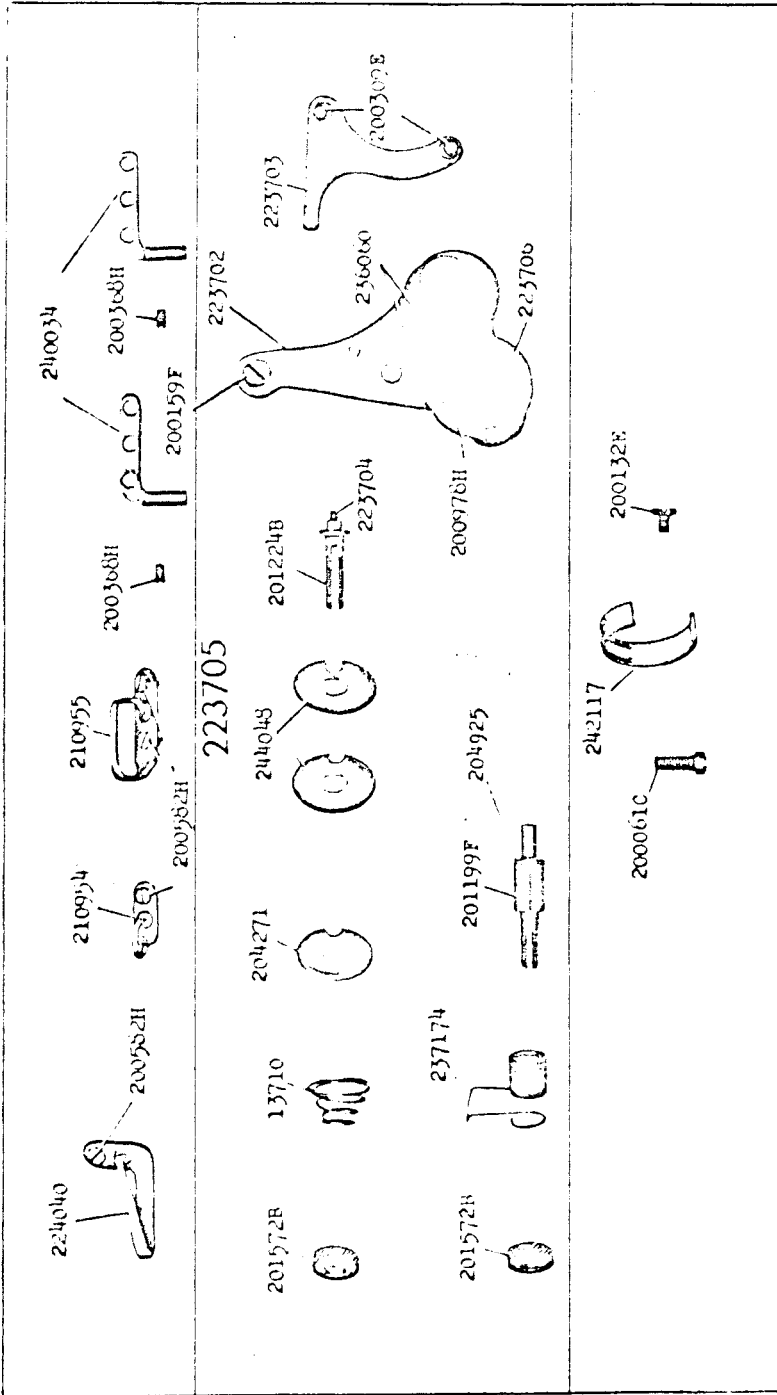


16250 - 1/2

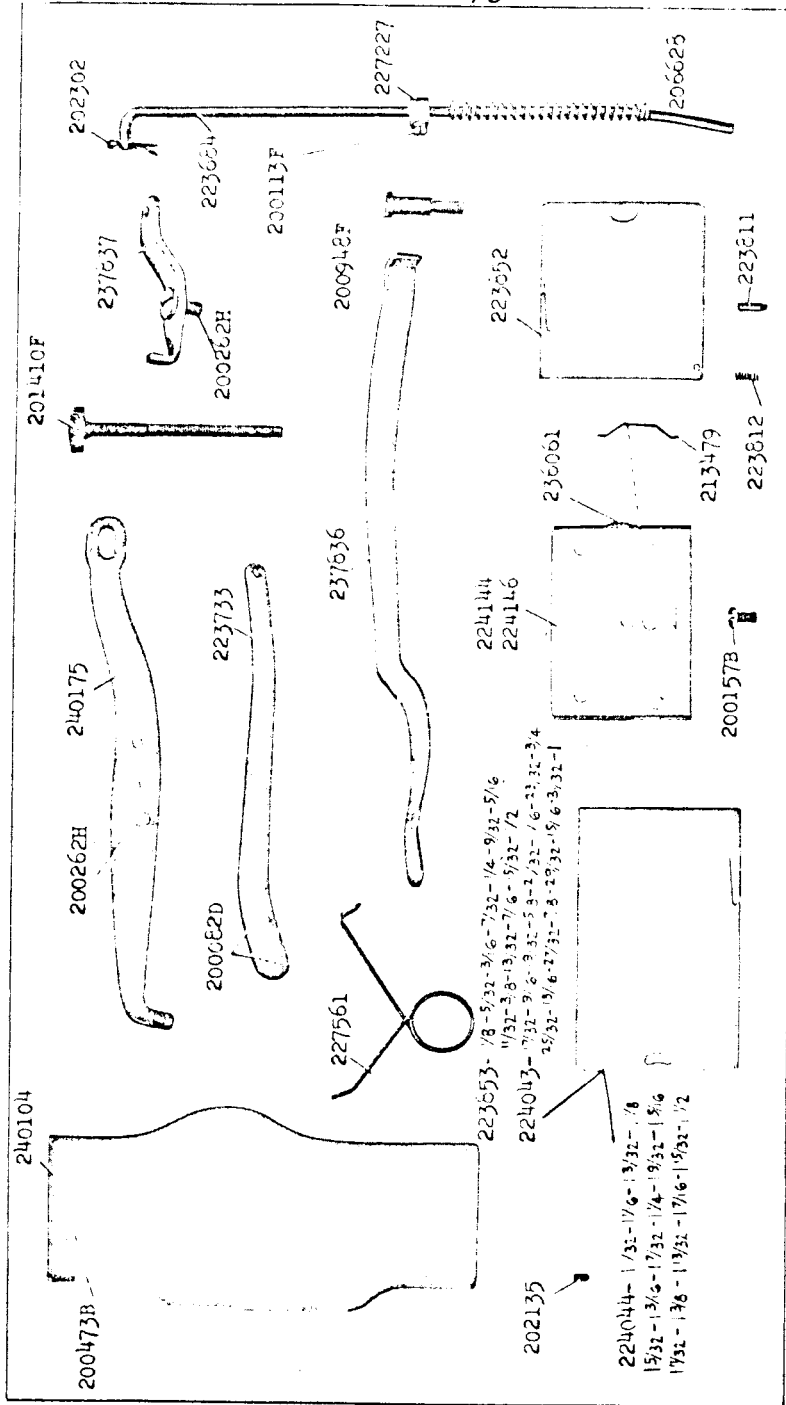


16251 - 1/2



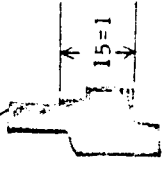

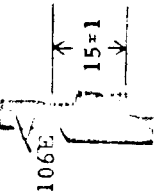
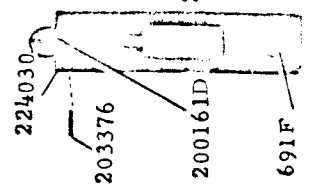


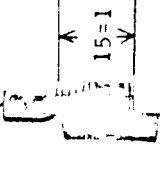







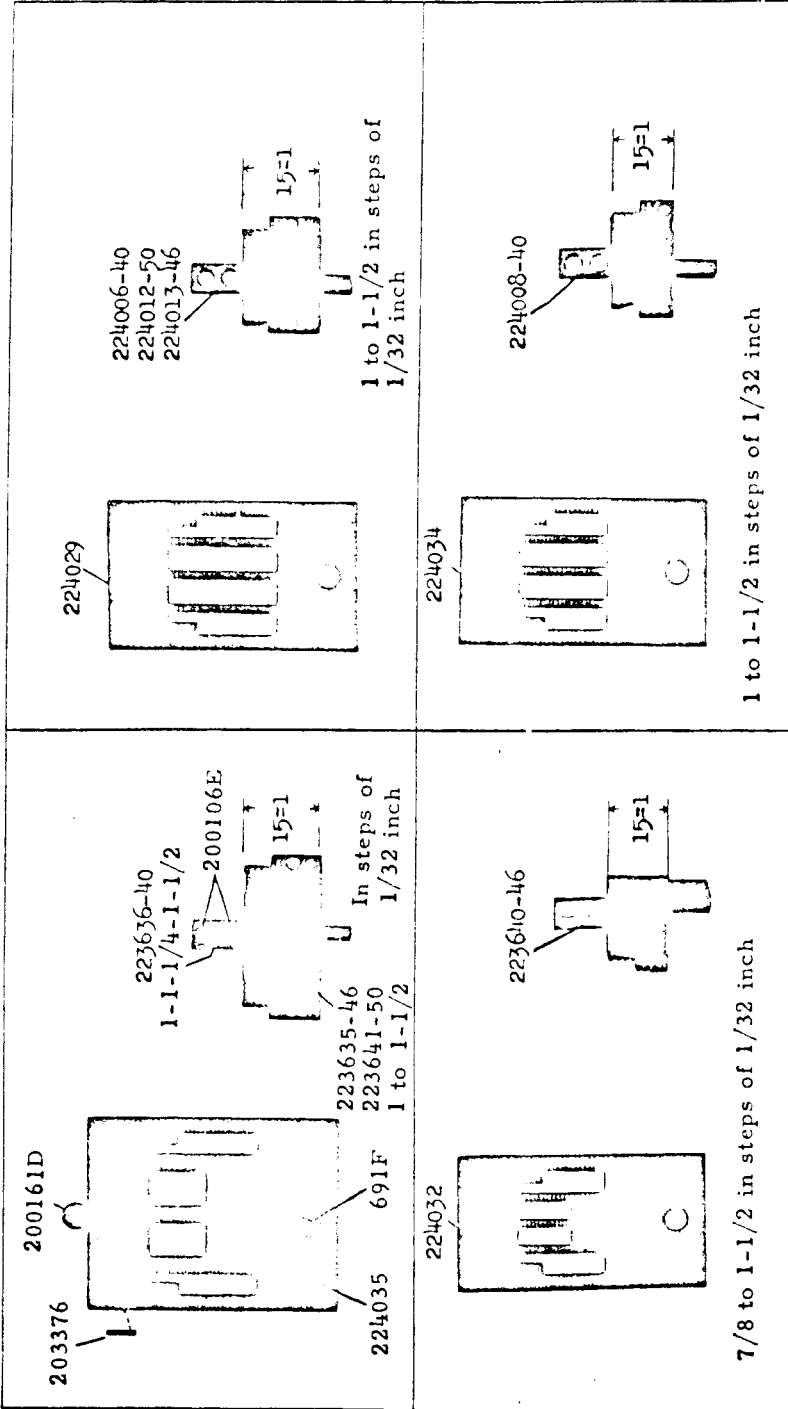
16253 - 1/3



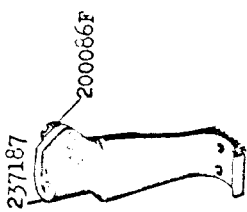
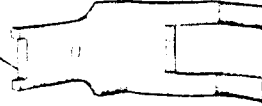
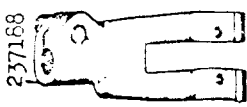

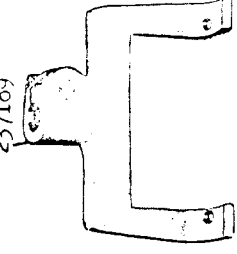
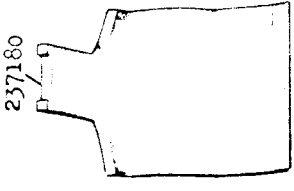


<p>223633-40 223632-46 223634-50 223891-53</p>  <p>224033</p>  <p>7/16 to 31/32 In steps of 1/32 inch</p>	<p>223631-40 223628-46 223638-50 223890-53</p>  <p>223884</p>  <p>1/4 to 13/32 In steps of 1/32 inch</p>	<p>223630-40 223629-46 223637-50 223889-53</p>  <p>224030</p>  <p>3/32-1/8-5/32-3/16-7/32 224037</p> <p>7/16 to 27/32 In steps of 1/32 inch</p>
<p>224009-46 224057-50</p>  <p>224036</p>  <p>1/4 to 13/32 In steps of 1/32 inch</p>	<p>223642-46 223639-50 224007-53</p>  <p>224031</p>  <p>3/16-7/32</p>	<p>224011-46 224010-50</p>  <p>224037</p> 

16255 - 1/2



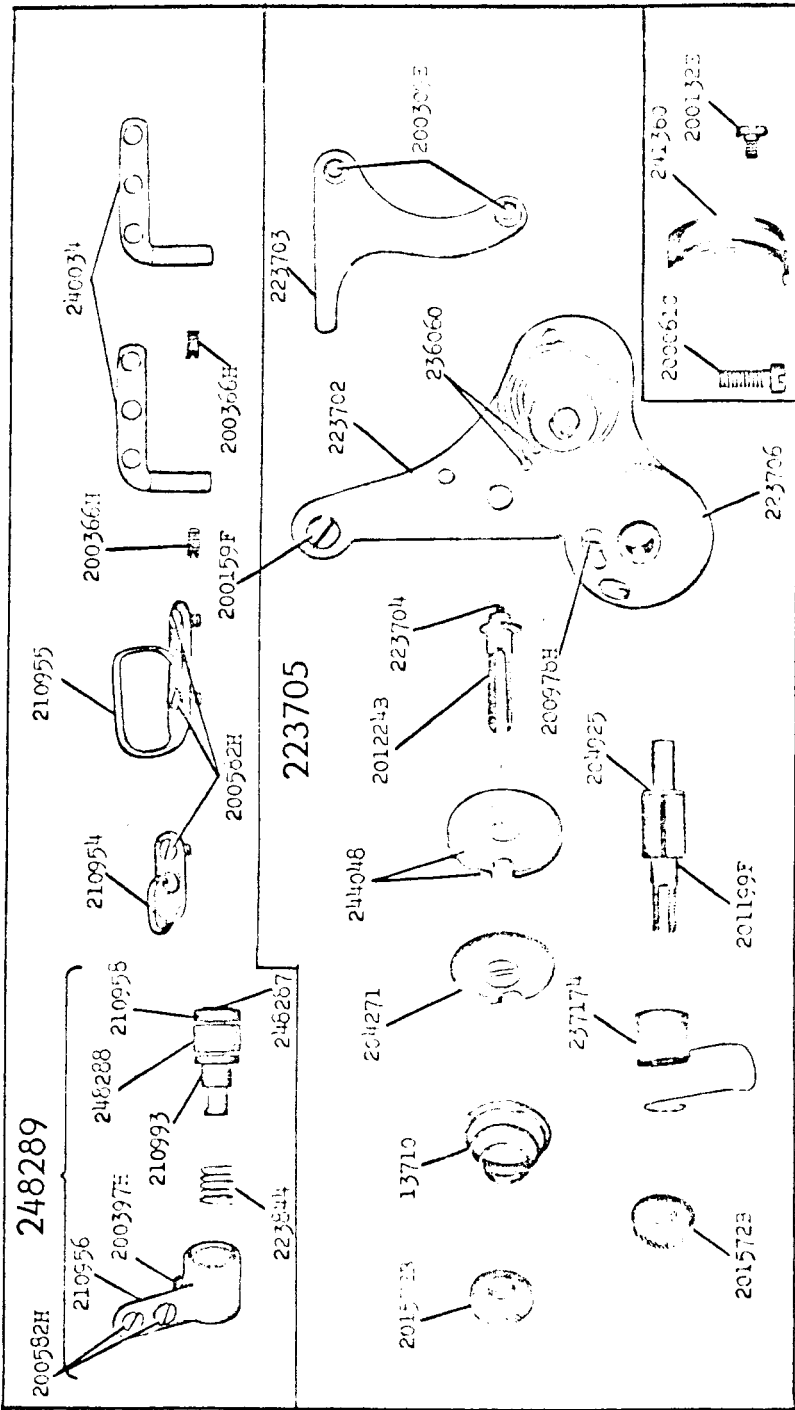
16256 - 2/3

<p>237187</p>  <p>200066F</p> <p>237178</p> 	<p>237188</p>  <p>237179</p> 	<p>237189</p>  <p>237180</p> 
--	---	---

25/32 - 13/16 - 27/32 - 7/8 - 29/32 - 15/16 - 31/32 - 1  
1/32 - 1/16 - 1/8 - 1/4 - 1/2 - 3/4 - 7/8 - 1  
1/2 - 3/4 - 7/8 - 1

3/8 - 13/32 - 7/16 - 15/32 - 1/2 - 11/32  
9/16 - 19/32 - 5/8 - 21/32 - 1/2 - 23/32 - 3/4

1/8 - 5/32 - 3/16 - 7/32  
1/4 - 9/32 - 5/16 - 11/32



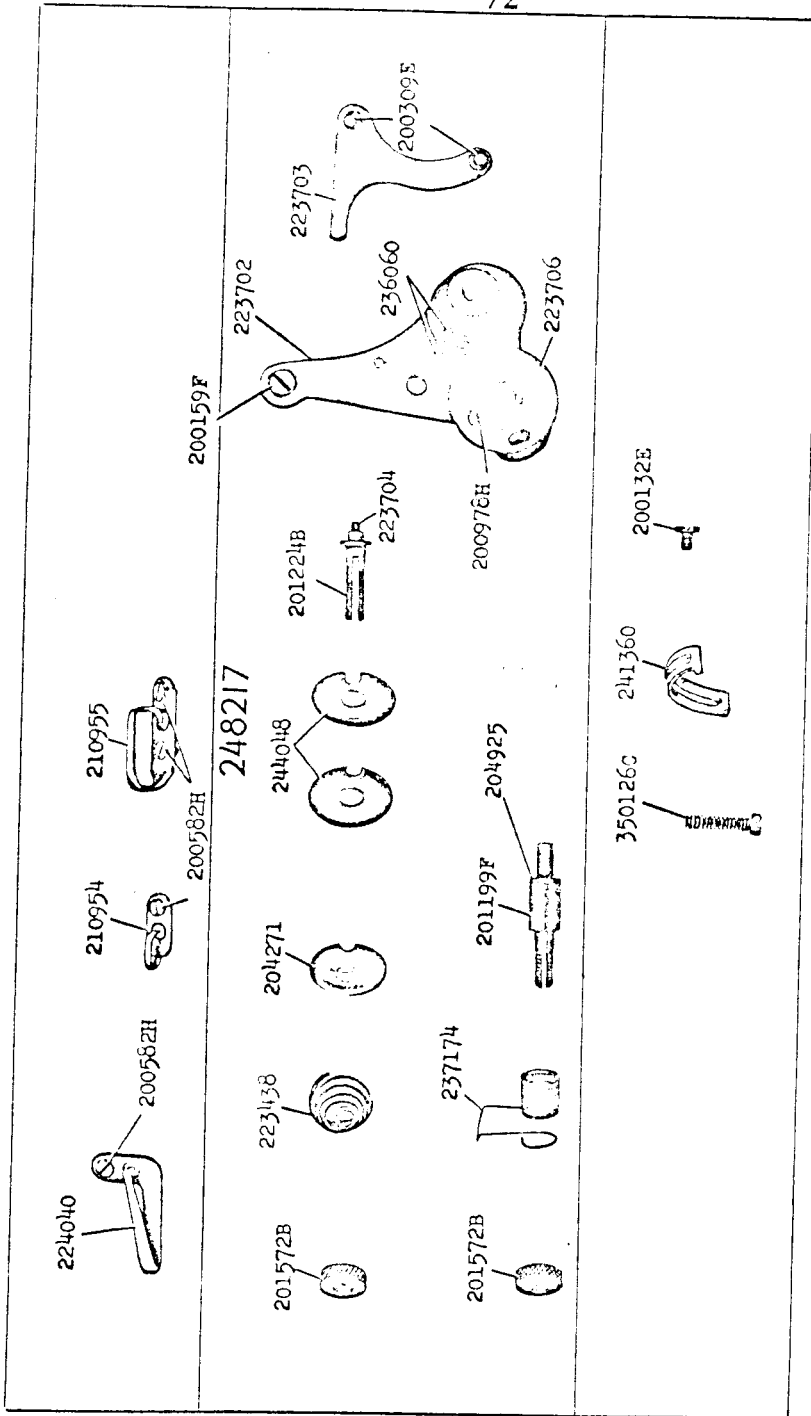
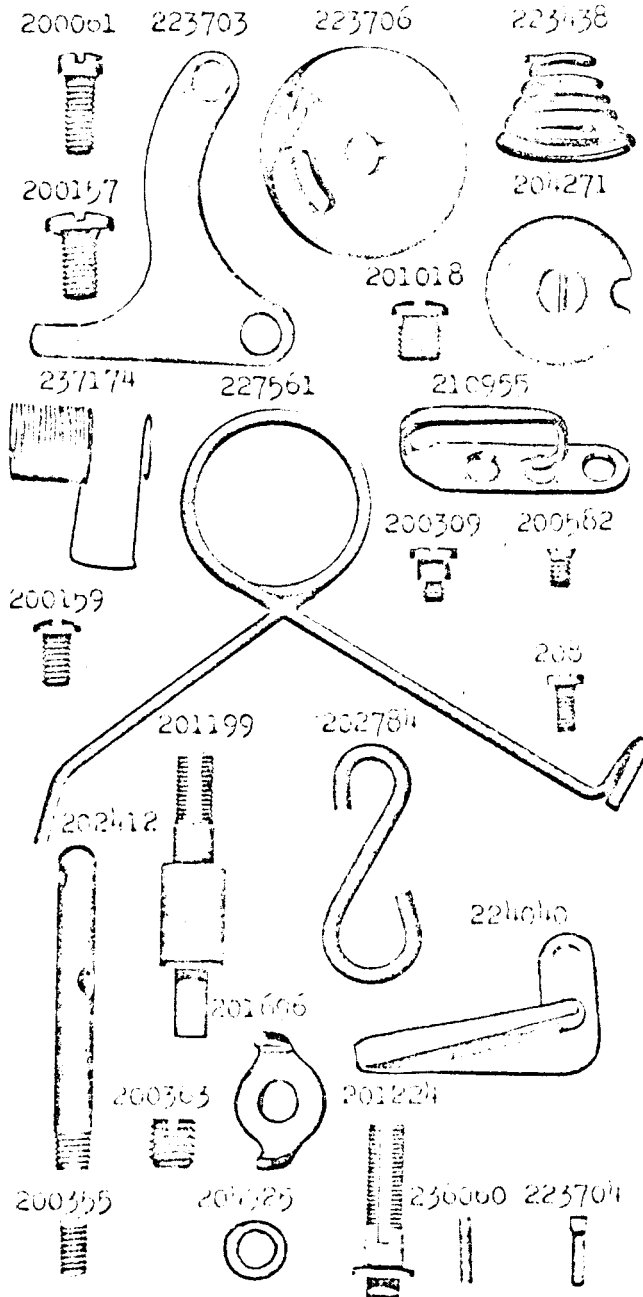
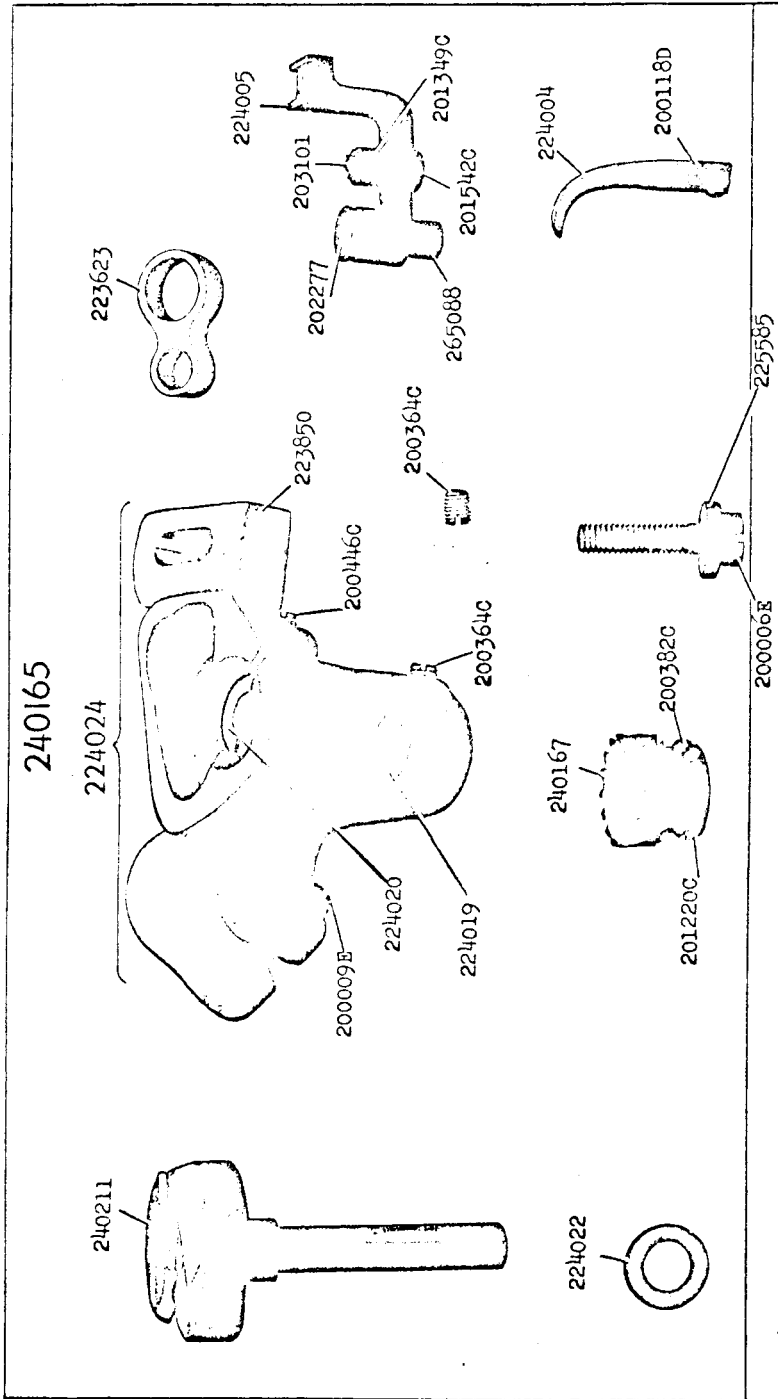
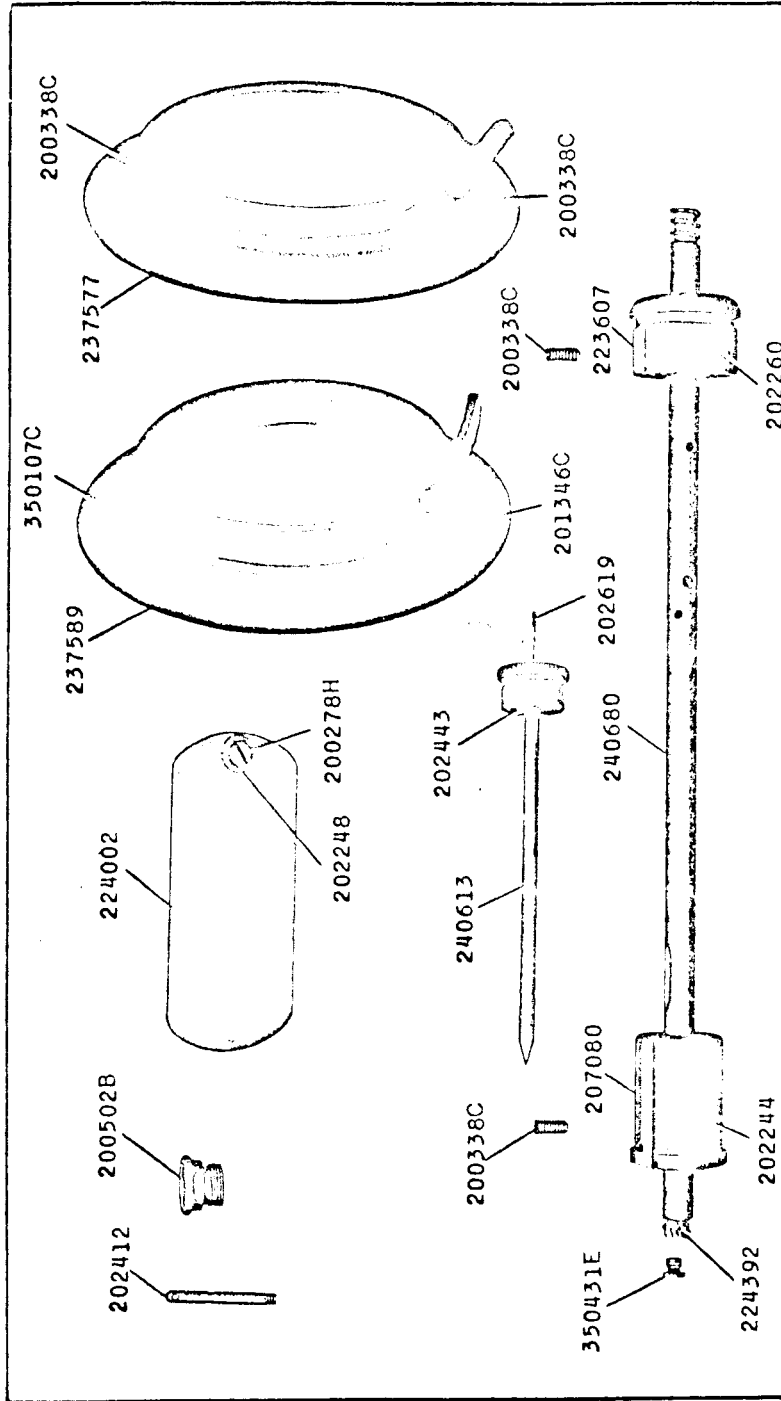


PLATE 16578 - FULL SIZE

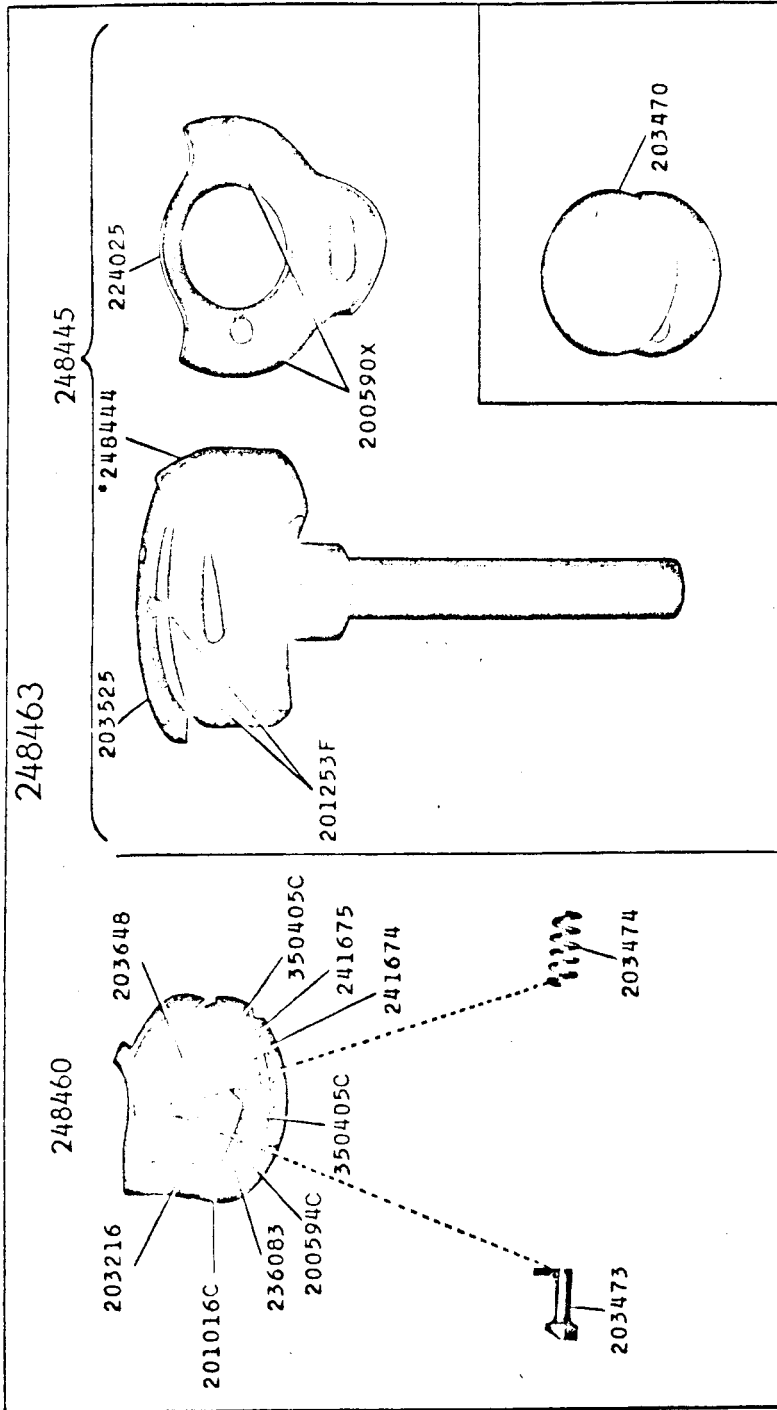




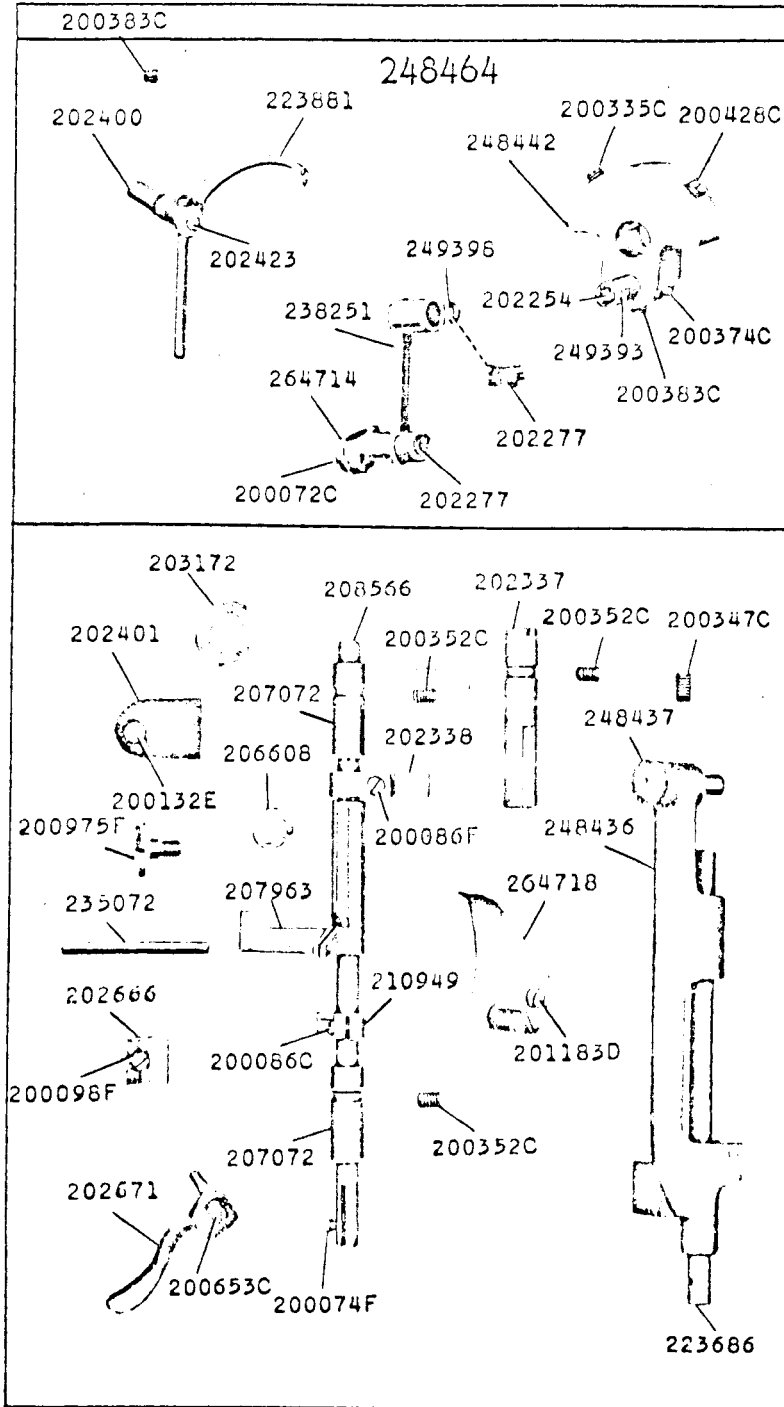




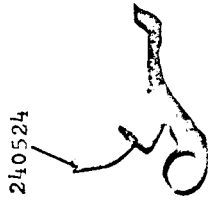
17803



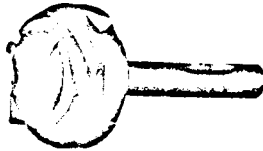
17809 - 3/8



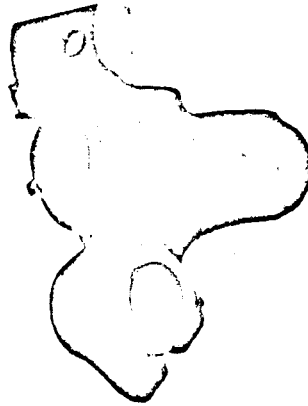
17876 - 1/2




237209



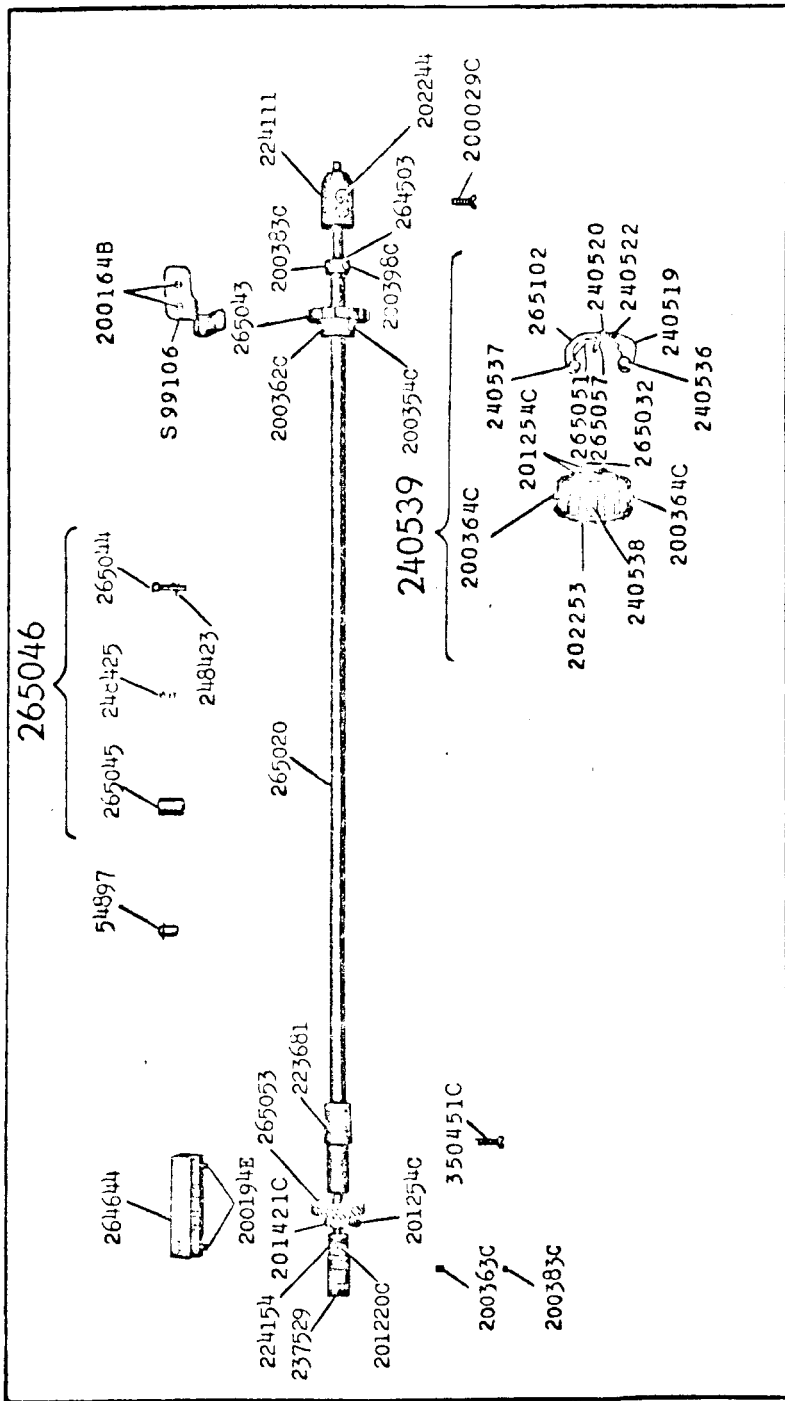
237211



237210

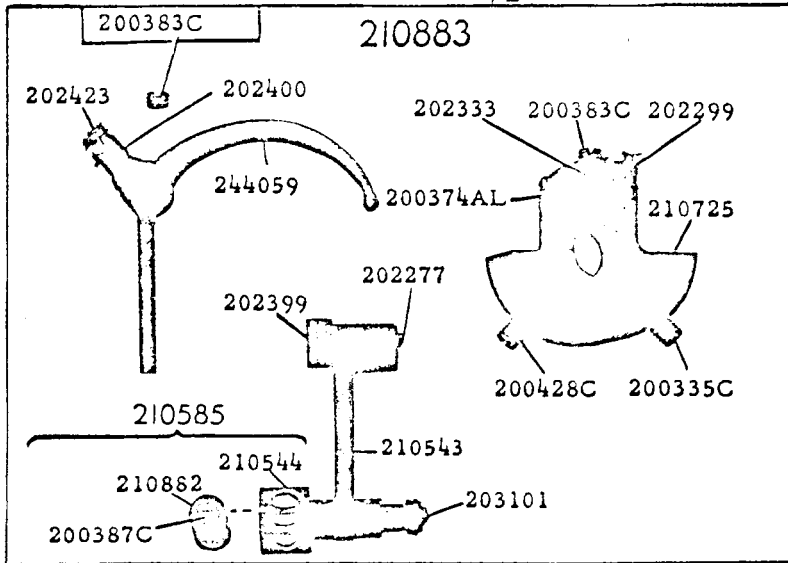


18525-1/6

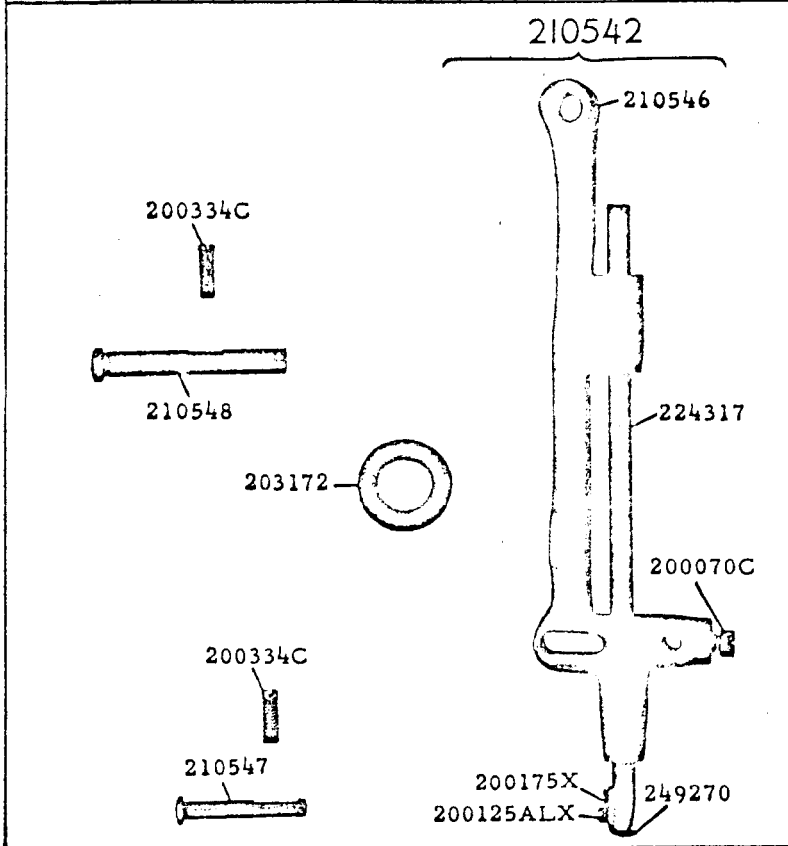


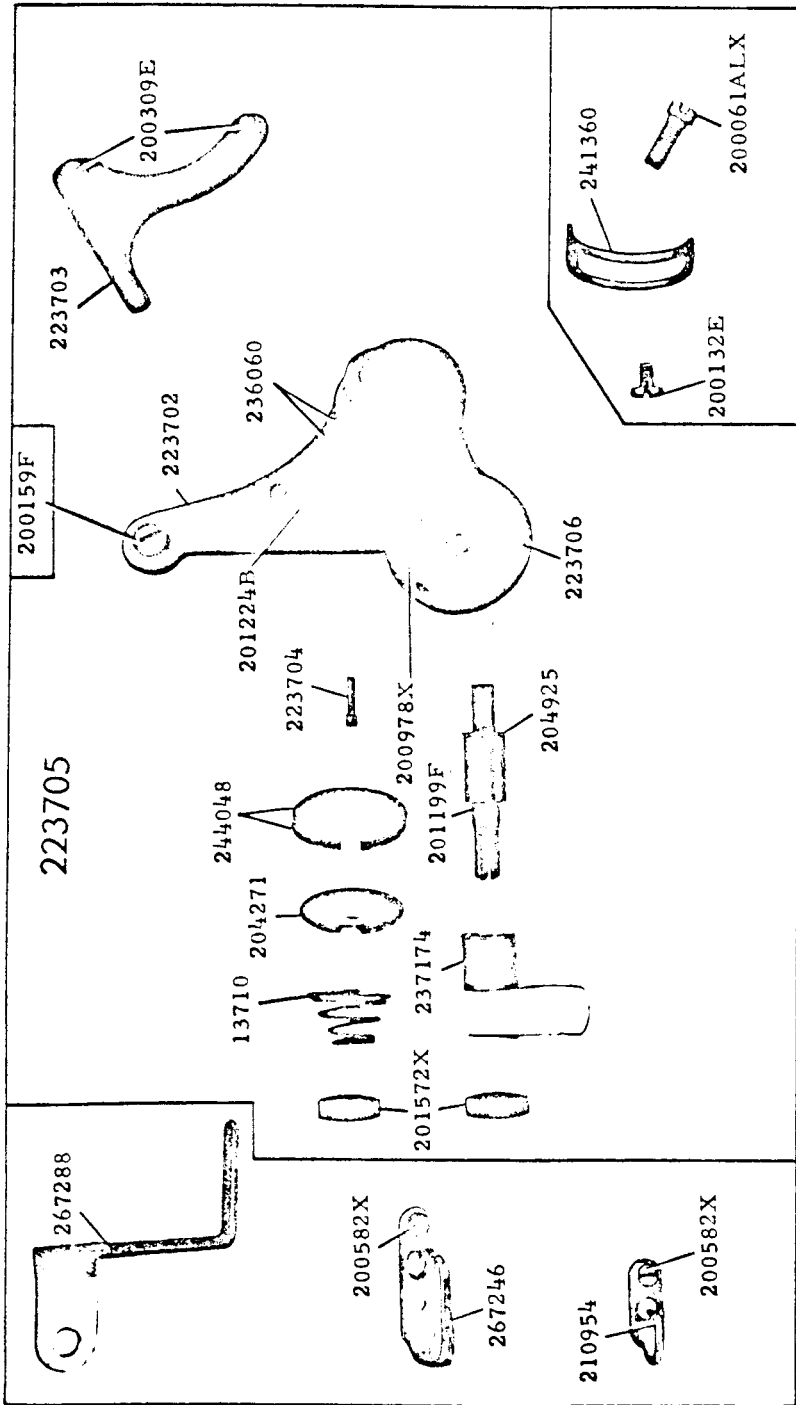
18910 - 1/2

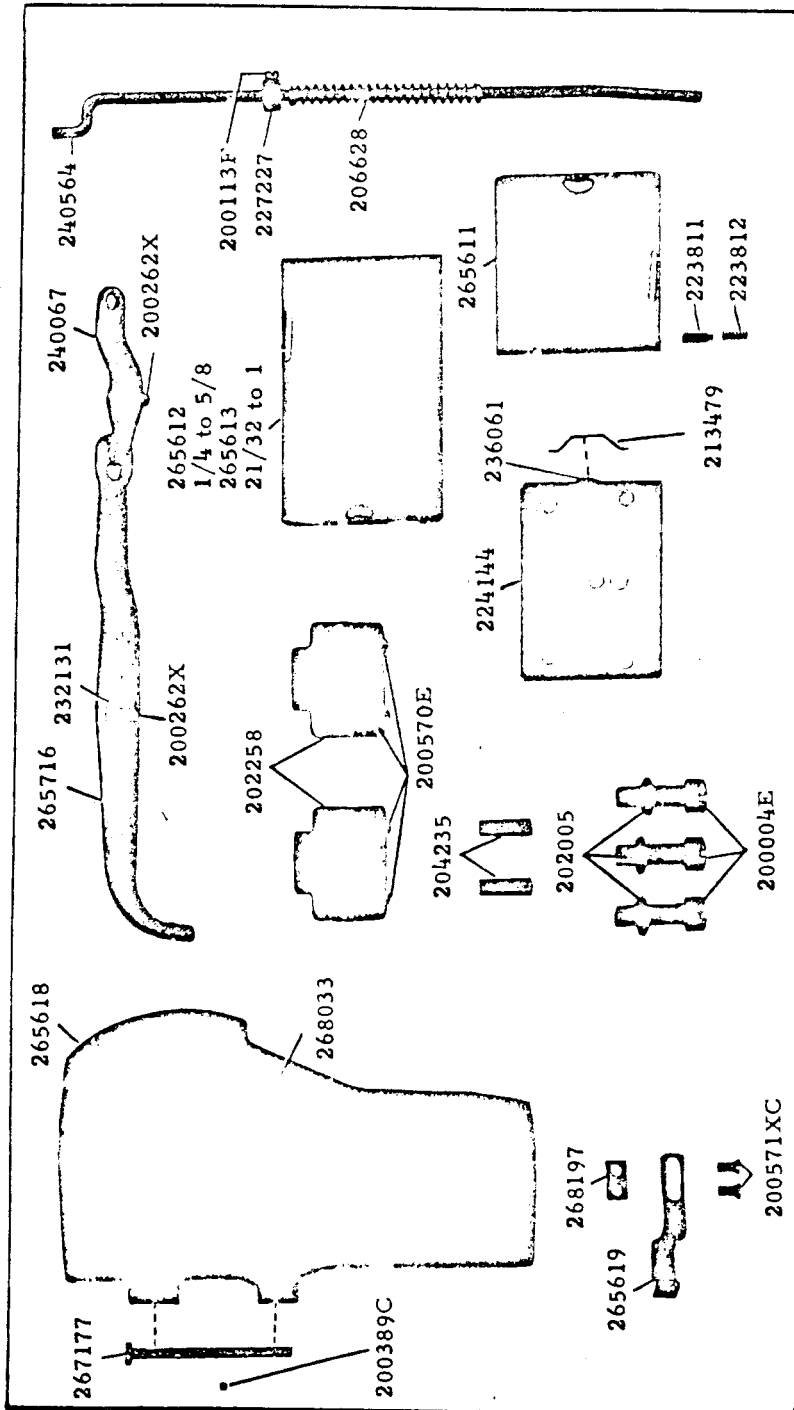
210883

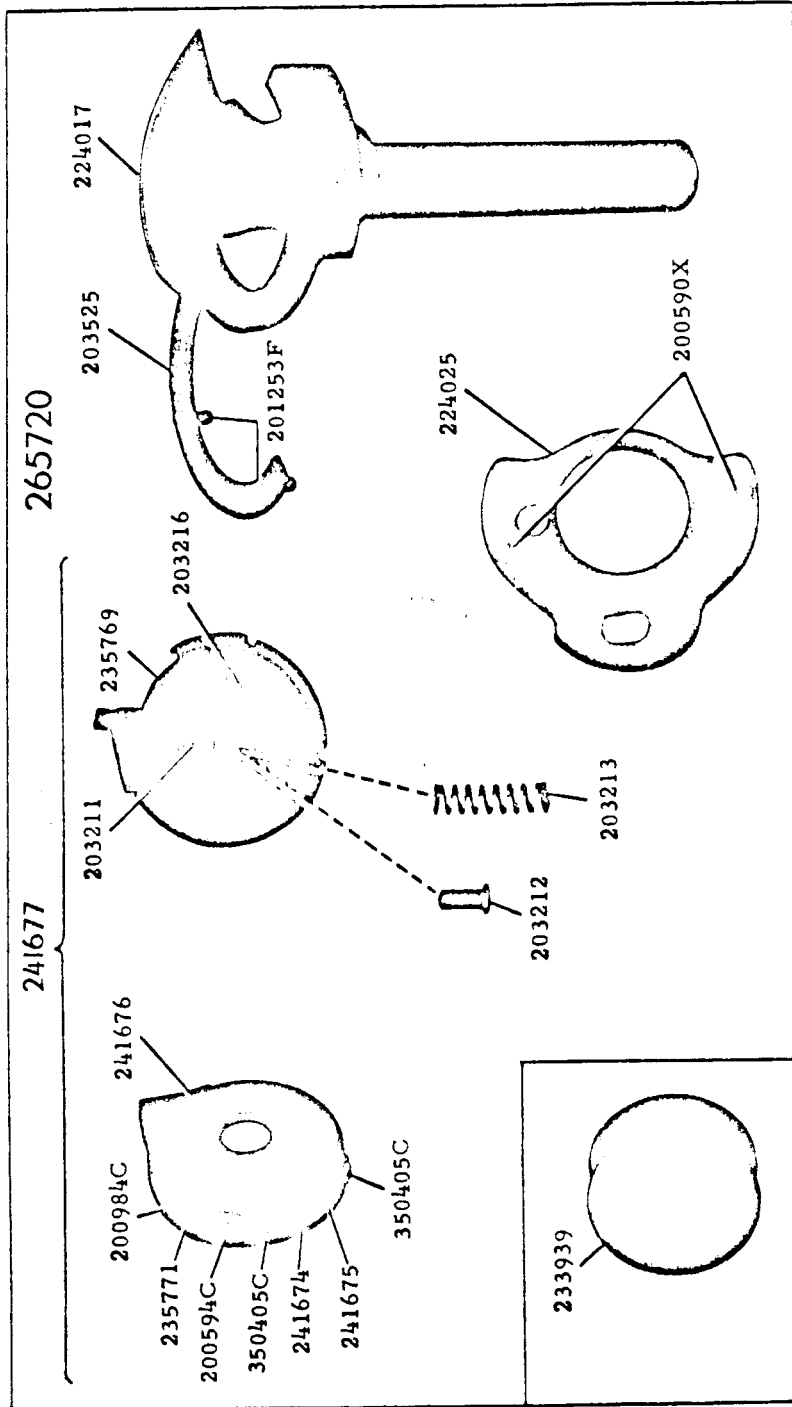


210542



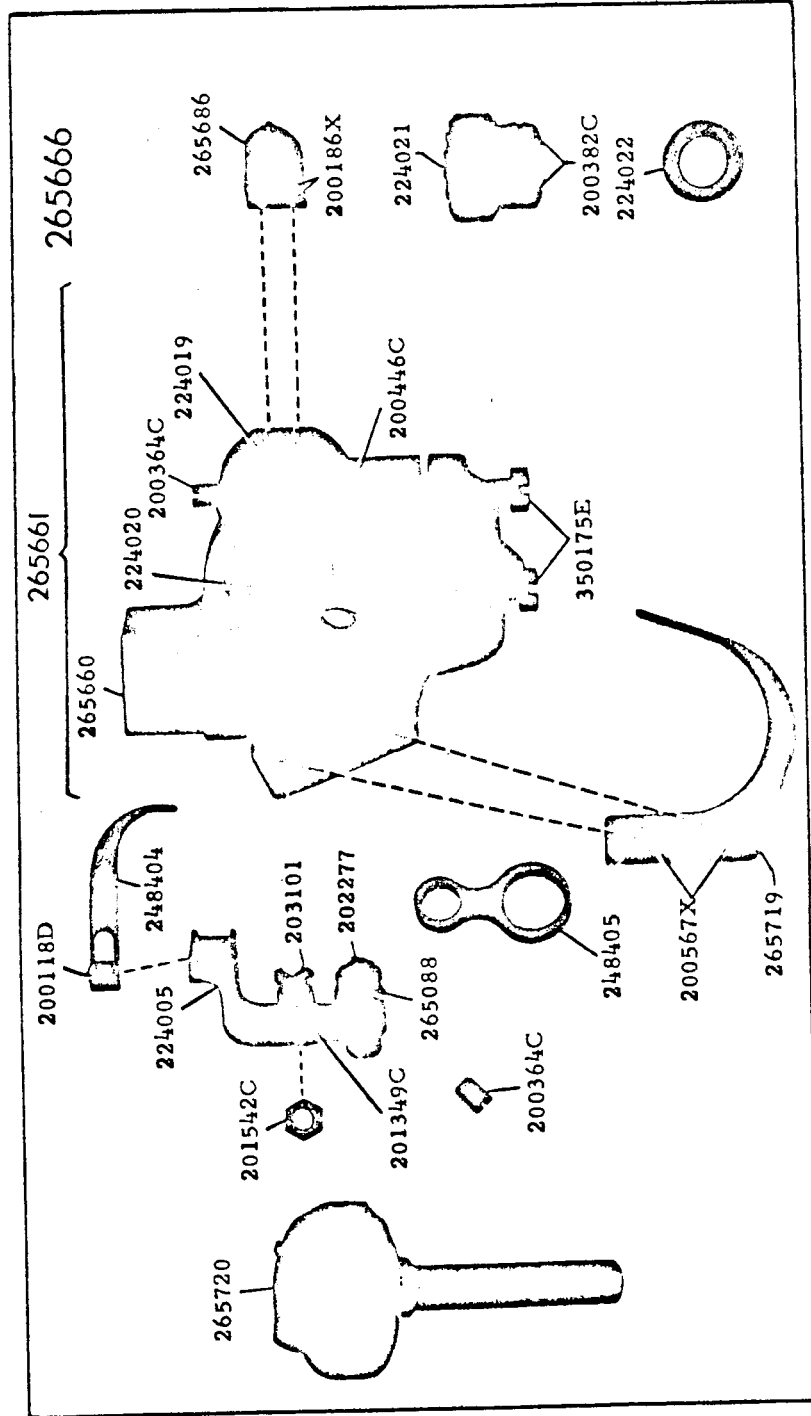








19113 - 5/8



Form 20500 (357)

19113 - 5/8