


SINGER
107W1

Form 1574w - Revised

[1046]

Printed in U. S. A.

LIST OF PARTS



MACHINE No. 107w1

** A TRADE-MARK OF

THE SINGER MANUFACTURING COMPANY

INSTRUCTIONS FOR OILING

To ensure easy running and prevent unnecessary wear of the parts which are in movable contact, the machine requires oiling and when in continuous use, "TYPE B" or "TYPE D" OIL, sold only by Singer Sewing Machine Company, should be applied at least twice each day to all oil holes marked "OIL", as instructed in Form 1848w.

"TYPE D" OIL is stainless.

INDEX

	Page
Accessories	13
Bobbin Winders	13-14
Hat Sweat Folder	15
Knee Lifter	16
Machine No.107W1	17
Numerical List of Parts	21
Parts for Various Lines of Work	16

Copyright, U. S. A., 1940, 1941 and 1945
by The Singer Manufacturing Co.
All Rights Reserved for all Countries

INSTRUCTIONS FOR ORDERING

In ordering from this list, use ONLY the PART number in the FIRST column.

The number stamped on a Sewing Machine Part is the number of the Single Part only, except when the part includes Set Screws, Clamping Screws, Studs and Rollers Spun on, Small Wires riveted, or Parts soldered together, etc., which it is necessary to furnish in combination.

Every combination of parts sent out has its specific number which, although not stamped on Parts (except in above case), must be used when ordering the combination.

Each number always indicates the SAME PART in whatever list it appears, or for whatever Machine.

The letters after some of the numbers indicate the style of finish only, as follows:

- A. Hardened, Polished, Nickel Plated and Buffed.
- B. Polished, Nickel Plated and Buffed.
- C. Hardened only.
- D. Polished only.
- E. Soft, not polished.
- F. Hardened and Polished.
- H. Blued.
- J. Nickel Plated only.
- R. Merlized.
- X. Black Oxide.
- XC. Hardened and Black Oxide.
- Y. Black Nickel only.

These letters MUST BE USED when they appear in the list and AFTER the number, as in the list.

In this series:

- 200001 to 201500 and 350001 to 351500 are Screw Numbers.
- 201501 to 201800 and 351501 to 351800 are Nut Numbers.
- 201801 to 202000 and 351801 to 352000 are Roller Numbers.
- 202001 to 350000 are Numbers of Machine Parts.


The figures in the second column refer only to the plate in which the illustration of the part is shown and are NOT TO BE USED in ordering.

Two or more numbers over a cut indicate that the difference between such parts is not visible in an illustration.

Parts marked with an asterisk (*) are furnished when repairs are made at the factory.

LIST OF PARTS COMPLETE

FOR



MACHINE No. 107wl

HIGH SPEED ZIGZAG

TRANSVERSE LOCK STITCH. ROTARY HOOK (Sewing)

The Needle Bar is Set in a Swinging Frame Hinged

at the Top and Given Lateral Motion Across

the Line of Feed by an Eccentrically

Driven Pitman.

No.	Plate	Name
*210501	----	Arm with 20213b
203087	16825	" Cap
200179H	16825	" " Screw
202848	16825	" " " Washer
203089	16825	" " Spool Holder Base
203090	16825	" " " " 203089 with 200079H and 204296
200585H	16825	Arm Cap Spool Holder Base Screw
204296	16825	" " " " Wire
200079H	16825	" " " " Hinge Screw
203089	16825	Arm Cap and Spool Holder complete, Nos. 203087, 203090 and two 200585H

No.	Plate	Name
204235	16826	Arm Position Pin (2)
200004E	16826	" " Screw
200010E	16826	" " (2)
202005	16826	" " Washer (3)
202249	16825	" Shaft with 20439E and 200451E
240802	16825	" " Bushing (back) with 201244
202244	16825	" " " Oil Packing (wick)
200338C	16825	Arm Shaft Bushing (back) Set Screw
207030	16825	" " " (front) with 201244
202244	16825	" " " Oil Packing (wick)
200502H	16825	Arm Shaft Bushing (front) Oil Packing Thumb Screw
200341C	16825	Arm Shaft Bushing (front) Set Screw
210503	16826	" " Connection Belt
202635	16826	" " " Pulley with 200327C, 200602C and two 202253
200602C	16826	Arm Shaft Connection Belt Pulley Posi- tion Screw
200327C	16826	Arm Shaft Connection Belt Pulley Set Screw
202253	16826	Arm Shaft Connection Belt Pulley Spring Flange
224392	16825	Arm Shaft Oil Packing (wick)
350431E	16825	" " " Stop Screw
244074	16825	Balance Wheel (disc) "V" belt groove (outside diam. of belt groove 2.9 in.) with 201346AL and 350107AL
244063	16825	Balance Wheel (disc) (belt groove 2-1/8 in. diam.) with 200328C and 200335C
Note: Balance Wheel 244063 is furnished with this machine unless otherwise specified on order.		
200328C	16825	Balance Wheel Position Screw
350107AL	16825	" " " "
200335C	16825	" " Set Screw
201346AL	16825	" " " "
*210504	-----	Bed
210844	16826	" Hinge Connection (2)
200060E	16826	" " " Screw (4)
210505	16833	" Plate (back)
200577AL	16833	" " " Screw (2)
210616	16833	" Slide (front)
210530	16864	Bobbin
210846	16864	" Case Base
241402	16864	" " Cap with 200592C, 201016F and 263110
241403	16864	Bobbin Case Cap complete, Nos. 200964C, 210736, 210914 and 241402
210913	16864	Bobbin Case Latch
210914	16864	" " " 210913 with 210734 and 210735
210735	16864	Bobbin Case Latch Fulcrum Pin
210734	16864	" " " Lever
210736	16864	" " " Spring
200964C	16864	" " " Stop Screw

No.	Plate	Name
210764	16827	Bobbin Case Stop
200076D	16827	" " " Screw
263110	16864	" " Tension Spring
201016F	16864	" " " " Regulating Screw
200592C	16864	Bobbin Case Tension Spring Screw
241404	16864	Bobbin Case complete, Nos. 210846 and 241403
210681	16833	Face Plate
202158	16833	" " Position Pin
200462H	16833	" " Thumb Screw
210512	16827	Feed Bar
210513	16827	" " 210512 with 200641C, 201525E and 202623
200641C	16827	Feed Bar Hinge Screw (driving)
201525E	16827	" " " " Nut
202276	16827	" " Slide Block
210514	16827	" " " Crank with 200035E
210515	16827	" " " " 210514 with 200253C, 201531E and 202276
200035E	16827	Feed Bar Slide Block Crank Pinch Screw
200253C	16827	" " " " Hinge Screw
201531E	16827	" " " " " Nut
210516	16834	" Dog
200106E	16834	" " Screw (2)
202297	16826	" Driving Connection with 200064E and 202277
202634	16827	Feed Driving Connection Crank with 200038C
200058C	16827	Feed Driving Connection Crank Pinch Screw
200545C	16826	Feed Driving Connection Hinge Screw
201518E	16826	" " " " " Nut
202277	16826	" " " Oil Packing (wick)
200054E	16826	Feed Driving Connection Pinch Screw
202300	16826	" " Eccentric Regulating Bracket
203098	16826	Feed Driving Eccentric Regulating Bracket 202300 with 202635, two each 201014C and 201525E
201014C	16826	Feed Driving Eccentric Regulating Bracket Hinge Screw
201525E	16826	Feed Driving Eccentric Regulating Bracket Hinge Screw Nut
202301	16826	Feed Driving Eccentric Regulating Bracket Plunger
202595	16826	Feed Driving Eccentric Regulating Bracket Plunger Spring
200607C	16826	Feed Driving Eccentric Regulating Bracket Plunger Spring Stop Screw
201014C	16826	Feed Driving Eccentric Regulating Bracket Stop Screw
201525E	16826	Feed Driving Eccentric Regulating Bracket Stop Screw Nut
200429C	16826	Feed Driving Eccentric Regulating Screw

PARTS FOR MACHINE No. 107w1

No.	Plate	Name
200383C	16826	Feed Driving Eccentric Regulating Screw Check Screw
200382B	16827	Feed Driving Rock Shaft
200382B	16827	" " " " Stop Collar with two 200384C (1)
200383C	16827	Feed Driving Rock Shaft Stop Collar Set Screw
2003306	16826	Feed Lifting Connection with 200054E and 202277
*210545	-----	Feed Lifting Connection Crank
220589	16827	" " " " 210645 with 200050C and 200378C
200050C	16827	Feed Lifting Connection Crank Pinch Screw
200378C	16827	Feed Lifting Connection Crank Set Screw
2003307	16825	Feed Lifting Connection Eccentric with 200387C and 200437C
200437C	16825	Feed Lifting Connection Eccentric Position Screw
200382C	16825	Feed Lifting Connection Eccentric Set Screw
200045C	16826	Feed Lifting Connection Hinge Screw
201518E	16826	" " " " Nut
202277	16826	" " " Oil Packing (wick)
200054E	16826	" " " Pinch Screw
210531	16827	" " Rock Shaft (hollow) and Hook Driving Shaft Bearing
202625	16827	Feed Lifting Rock Shaft Stop Collar with two 200385C
200383C	16827	Feed Lifting Rock Shaft Stop Collar Set Screw
200310	16825	Feed Regulating Spindle with 202311, 202443 and 202619
*202311	-----	Feed Regulating Spindle Head
202443	16825	" " " " Pin
202619	16825	" " " " Position Pin
226999	16833	Guide
200459D	16833	" Thumb Screw
210532	16864	Hook (sewing)
210533	16864	" 210532 with 200145C, 203101, 210536, 210541 and three 200596F
224399	16864	Hook and Bobbin Case complete, Nos. 210533 and 241404
210614	16827	Hook Driving Bevel Pinion (steel), 24 teeth with two 200378C
200378C	16827	Hook Driving Bevel Pinion Set Screw
210535	16827	" " " " Shaft
202661	16827	" " " " Belt Pulley with 202324 and two 200378C
200378C	16827	Hook Driving Bevel Pinion Shaft Belt Pulley Set Screw
202324	16827	Hook Driving Bevel Pinion Shaft Belt Pulley Spring Flange
210536	16864	Hook Gib
200596F	16864	" " Screw

PARTS FOR MACHINE No. 107w1

9

No.	Plate	Name
203101	16864	Hook Oil Wick
200915F	16827	" Position Screw
210537	16827	" Shaft (hollow)
210615	16827	" " Bevel Gear (steel), 24 teeth with two 200382C
200382C	16827	Hook Shaft Bevel Gear Set Screw
210539	16827	" " Bushing
210621	16827	" " " 210539 with 210537 and 350314F
200335C	16827	Hook Shaft Bushing Set Screw
200363C	16827	" " " " " "
202355	16827	" " " " " " Packing (brass)
350314F	16827	Hook Shaft Position Screw
210541	16864	" Washer Needle Guard
200145C	16864	" " " " Screw
237837	16833	Knee Lifter Connection Lever
210876	16833	" " " " 237837 with 202447, 210875 and two 200262H
200262H	16833	Knee Lifter Connection Lever Hinge Screw
202447	16833	Knee Lifter Connection Lever Lifting Rod with 202302
202302	16833	Knee Lifter Connection Lever Lifting Rod Cotter Pin
210875	16833	Knee Lifter Lifting Lever
200262H	16833	" " " " Hinge Screw
210884	16830	Needle Bar with 200141F
210543	16830	" " Connecting Link
202333	16830	" " " " Stud with 202254
202254	16830	Needle Bar Connecting Link Stud Oil Packing (wick)
200383C	16830	Needle Bar Connecting Link Stud Set Screw
200374C	16830	Needle Bar Connecting Link Stud Set Screw
210544	16830	Needle Bar Connecting Stud with 202277
210585	16830	" " " " 210544 with 210882
202277	16830	Needle Bar Connecting Stud Oil Packing (wick)
210882	16830	Needle Bar Connecting Stud Swivel with 200387C
210725	16830	Needle Bar Crank with 200335C, 200374C, 200383C, 200428C and 202333
203172	16830	Needle Bar Crank Friction Washer
200428C	16830	" " " Position Screw
200335C	16830	" " " Set Screw
210883	16830	Needle Bar Crank complete, Nos. 202399, 202400, 210543, 210585, 210725 and 244059
210546	16830	Needle Bar Frame with 200070C
210542	16830	" " " 210546 with 210884
210547	16830	" " " Guide Stud

No.	Plate	Name
200334C	16830	Needle Bar Frame Guide Stud Set Screw
210548	16830	" " " Hinge Stud
200334C	16830	" " " " Set Screw
210556	16828	" " " Pitman with 200054E and 202277
210557	16828	Needle Bar Frame Pitman Eccentric Stud
200070C	16830	" " " " " "
		Set Screw
202277	16828	Needle Bar Frame Pitman Oil Packing (wick)
200054E	16828	Needle Bar Frame Pitman Pinch Screw
200387C	16830	" " Set Screw
200141F	16830	" Set Screw
202300	16828	" Vibrator Eccentric Regulating Bracket
210550	16828	Needle Vibrator Eccentric Regulating Bracket 202300 with 210552, two each 200256C and 201525E
210551	16828	Needle Vibrator Eccentric Regulating Bracket Cover (plate)
200566D	16828	Needle Vibrator Eccentric Regulating Bracket Cover Screw (4)
210552	16828	Needle Vibrator Eccentric Regulating Bracket Flange with two 200383C
200383C	16828	Needle Vibrator Eccentric Regulating Bracket Flange Screw
200256C	16828	Needle Vibrator Eccentric Regulating Bracket Hinge Screw
201525E	16828	Needle Vibrator Eccentric Regulating Bracket Hinge Screw Nut
202301	16828	Needle Vibrator Eccentric Regulating Bracket Plunger
202595	16828	Needle Vibrator Eccentric Regulating Bracket Plunger Spring
200607C	16828	Needle Vibrator Eccentric Regulating Bracket Plunger Spring Stop Screw
200256C	16828	Needle Vibrator Eccentric Regulating Bracket Stop Screw
201525E	16828	Needle Vibrator Eccentric Regulating Bracket Stop Screw Nut
210699	16828	Needle Vibrator Gear (spiral) with two 200382C
203172	16828	Needle Vibrator Gear Friction Washer
200382C	16828	" " " Set Screw
210558	16828	" " " Shaft
210559	16828	" " " " Collar with two 200378C
200378C	16828	Needle Vibrator Gear Shaft Collar Set Screw
210700	16825	Needle Vibrator Pinion (spiral) with two 200382C
200382C	16825	Needle Vibrator Pinion Set Screw
200429C	16828	" " Regulating Screw
200383C	16828	" " " " Check Screw
210553	16828	Needle Vibrator Regulating Spindle with 202583, 202619 and 210554

No.	Plate	Name
*202583	-----	Needle Vibrator Regulating Spindle Head
202619	16828	Needle Vibrator Regulating Spindle Head Position Pin
210554	16828	Needle Vibrator Regulating Spindle Spring (flat)
244033	16831	Presser Bar (hollow)
202535	16831	" " 244033 with 200074F
207072	16831	" " Bushing
200382C	16831	" " " Set Screw
202554	16831	" " Lifter
200653C	16831	" " Hinge Screw
210789	16831	" " Lifting Releasing Lever Bracket
200260D	16831	Presser Bar Lifting Releasing Lever Bracket Guide Screw
206608	16831	Presser Bar Lifting Releasing Lever Bracket Spring
202337	16831	Presser Bar Position Guide
202338	16831	" " " " Lever with 200086F
200086F	16831	Presser Bar Position Guide Lever Pinch Screw
200352C	16831	Presser Bar Position Guide Set Screw
202343	16831	" " Spring
202346	16831	" " " Stop Rod
200492H	16831	" " Thumb Screw (pressure regulating)
200475H	16831	Presser Bar Thumb Screw Thumb Set Screw
202355	16831	Presser Bar Thumb Screw Thumb Set Screw Packing (brass)
230795	16834	Presser Foot Hinge Pin
203027	16834	" " Plate
210620	16834	" " Shank
210662	16834	Presser Foot (hinged) complete, Nos. 203027, 210620 and 230795
200074F	16831	Presser Foot Screw
210581	16830	Take-up Auxiliary, for Swivel
200133E	16830	" " " Screw
244039	16830	" " Lever
202339	16830	" " Driving Stud with 202277
202277	16830	" " " " Oil Packing (wick)
202400	16830	Take-up Lever Hinge Stud with 202423
202423	16830	" " " " Oil Packing (wick)
200383C	16830	Take-up Lever Hinge Stud Set Screw
202401	16831	" " Oiling Felt
200132E	16831	" " " " Screw
244048	16832	Tension Disc (back)
244049	16832	" " (front)
202404	16831	" Release Plunger
244061	16832	" " Washer
202407	16832	" Spring
263106	16832	" " Washer

No.	Plate	Name
200625F	16832	Tension Stud with 204925
200061C	16832	" " Set Screw
204925	16832	" " Washer
201572H	16832	" Thumb Nut
244062	16832	Tension complete, Nos. 200625F, 201572H, 202407, 202410, 244048, 244049, 244061 and 263106
202410	16832	Thread Controller Spring
241443	16832	" " " Stop
200132E	16832	" " " " Screw
224387	16830	" Guide
210593	16832	" " (lower)
210595	16832	" " (on side of arm)
202412	16825	" " (on top of arm)
210592	16832	" " (upper)
200172H	16830	" " Screw
200582H	16832	" " " (2)
202091	16832	" Retainer Sleeve
202092	16832	" " Spring
204058	16832	" " Stud
200366H	16832	" " " Set Screw
204059	16832	Thread Retainer complete, Nos. 202091, 202092 and 204058
210596	16834	Throat Plate, 53 needle hole, for needle sizes 12 and 13, for 210316
200577AL	16834	Throat Plate Screw (2)

ACCESSORIES

No.	Plate	Name
200137B	16835	Attachment Screw
211330	16834	Bobbin (2)
*213482	-----	" Case Screw Driver Blade
*213483	-----	" " " " Handle
201497	16836	Bobbin Case Screw Driver complete, Nos. 225482 and 225483
221257	16836	Cloth Guide
135 x 5	-----	Needles, three each, sizes 12 and 14
202011	16899	Drip Pan with four 3/4 in. wire nails
41400	16876	Machine Rest Pin (wood)
150342	16836	Oiler (copper plated) with 150343
150341	16836	" Spent, 7-1/2 in. long
221426	16836	Screw Driver (7-1/4 in. long)
221424	16836	Wrench (steel)

BOBBIN WINDER

(SWINGING AUTOMATIC, RIGHT HAND)

Note: 259431 Bobbin Winder is furnished with this machine unless otherwise specified on order.

259428	18310	Brake (leather)
219429	18312	" Clamp
200113F	18312	" " Screw
225453	18312	Frame with 202277 and 259660
215454	18312	" Hinge Pin
202277	18310	" Oil Packing (wick)
259660	18312	" " Well Washer
225455	18312	" Spring
225456	18312	" " Plunger
203365	18312	Pulley with 200380C
200380C	18312	" Set Screw
225381	18312	Spindle
220444	18312	Stop Latch
200056E	18312	" " Screw
225458	18312	" " Thumb Lever
225459	18312	" " " " Hinge Stud
225460	18312	" " " " Joint Stud
201478	18710	" " Trip Lever
200299H	18310	" " " " Hinge Screw
225461	18312	Tension Bracket with 201499H
200061D	18312	" " Screw
228076	18312	" " " Washer
2103	18312	" Disc
13710	18312	" Spring
201429H	18312	" Stud
201572H	18312	" " Thumb Nut
225462	18312	Bobbin Winder Tension Bracket complete, Nos. 13710, 201572H, 225461 and two 2102

No.	Plate	Name
259430	18312	Bobbin Winder and Tension Bracket base
259431	18312	Universal Bobbin Winder complete, Nos. 200056E, 200082D, 200113F, 200299H, 202478, 225381, 225444, 225453 to 225456, 225458, 225462, 225462, 259428 to 259430, two each 225459 and wood screws 3/4 in., No. 12, R.H.B.

BOBBIN WINDER

(SWINGING AUTOMATIC, RIGHT HAND)
FOR "V" BELT DRIVES

259428	18312	Brake (leather)
259429	18312	" Clamp
200113F	18312	" " Screw
225453	18312	Frame with 202277 and 259660
225454	18312	" Hinge Pin
202277	18312	" Oil Packing (wick)
259660	18312	" " Well Washer
225455	18312	" Spring
225456	18312	" " Plunger
259461	18312	Pulley with 200380C
200380C	18312	" Set Screw
225381	18312	Spindle
225444	18312	Stop Latch
200056E	18312	" " Screw
225458	18312	" " Thumb Lever
225459	18312	" " " " Hinge Stud
225459	18312	" " " " Joint Stud
202478	18312	" " Trip Lever
200299H	18312	" " " " Hinge Screw
225461	18312	Tension Bracket with 201499H
200082D	18312	" " Screw
228026	18312	" " " Washer
2102	18312	" Disc
13710	18312	" Spring
201499H	18312	" Stud
201572H	18312	" " Thumb Nut
225462	18312	Bobbin Winder Tension Bracket complete, Nos. 13710, 201572H, 225461 and two 2102
259662	18312	Bobbin Winder and Tension Bracket Base
259462	18312	Universal Bobbin Winder complete, Nos. 200056E, 200082D, 200113F, 200299H, 202478, 225381, 225444, 225453 to 225456, 225458, 225462, 228026, 259428, 259429, 259461, 259662, two each 225459 and wood screws 3/4 in., No. 12, R.H.B.

KNEE LIFTER

No.	Plate	Name
228359	16643	Rock Lever with two 350231C
228360	16643	" " Bracket with 200347C and three wood screws 7/8 in., No. 12
228361	16643	Rock Lever Bracket 228360 with 228359, 228363, 228367, 228386 and 228435
228362	16643	Rock Lever Extension with 200579C
350231C	16643	" " " " Set Screw
228363	16643	" " Hinge Pin
228364	16643	" " Knee Plate with 350231C
228388	16643	" " " " Arm
350231C	16643	" " " " " Set Screw
350231C	16643	" " " " " Set Screw
228455	16643	" " Position Spring
228365	16643	" " Rod
200579C	16643	" " " " Set Screw
228386	16643	" " Spring
228367	16643	" " Stop Stud
200347C	16643	" " " " Set Screw
228368	16643	Knee Lifter complete, Nos. 228361, 228362, 228364, 228365 and 228388

(Other Knee Lifter Parts are listed with parts of machine head.)

HAT SWEAT FOLDER

FOR FOLDING AN OILED STRIP AND INSERTING A REED

WITHIN THE FOLD WHILE STITCHING IT TO THE

LEATHER TO FORM A HAT SWEAT

226880	16839	Hat Sweat Band Guide
200126D	16839	" " " " Screw
226881	16839	" " Binding Guide
201560D	16839	" " " " Thumb Nut
226882	16839	" " Folder Body
200459D	16839	" " " " Thumb Screw
226883	16839	Hat Sweat Folder and Guide complete, for strips from 5/8 to 1-1/4 in. wide, Top Guide, for 1/4 in. (not adjustable) bottom guide adjustable from 3/8 to 1 in., Nos. 200126D, 200459D, 201560D and 226880 to 226882
210524	16839	Feed Dog
210680	16839	Presser Foot
210604	16839	Throat Plate, 53 needle hole, for needle sizes 12 and 13

Note: Nos. 210524, 210604 and 210680 should be used with but are not included in 226883.

PARTS FOR VARIOUS LINES OF WORK

FOR PLAIN ZIGZAG WORK

No.	Plate	Name
210517	16840	Feed Dog
202090	16840	Presser Foot Hinge Pin
203028	16840	" " Plate
210620	16840	" " Shank
210568	16840	Presser Foot (hinged) complete, Nos. 202090, 203028 and 210620
210597	16840	Throat Plate, 53 needle hole, for needle sizes 12 and 13

FOR SERGING

210516	16840	Feed Dog
230795	16840	Presser Foot Hinge Pin
203027	16840	" " Plate
210620	16840	" " Shank
210562	16840	Presser Foot (hinged) complete, Nos. 203027, 210620 and 230795
210596	16840	Throat Plate, 53 needle hole, for needle sizes 12 and 13

FOR JOINING SELVAGE EDGES WITH A FLAT SEAM

210517	16840	Feed Dog
202090	16840	Presser Foot Hinge Pin
203029	16840	" " Plate
210620	16840	" " Shank
210569	16840	Presser Foot (hinged) complete, Nos. 202090, 203029 and 210620
210598	16840	Throat Plate with lace joining guide, 53 needle hole, for needle sizes 12 and 13

FOR JOINING TWO STRIPS OF LACE TOGETHER

210518	16837	Feed Dog
202090	16837	Presser Foot Hinge Pin
203029	16837	" " Plate
210620	16837	" " Shank
210569	16837	Presser Foot (hinged) complete, Nos. 202090, 203029 and 210620
210599	16837	Throat Plate with lace joining guide, 56 needle hole, for needle sizes 10 and 11

FOR KNIT GOODS AND PLAIN ZIGZAG WORK

No.	Plate	Name
210518	16838	Feed Dog
202090	16838	Presser Foot Hinge Pin
203028	16838	" " Plate
210620	16838	" " Shank
210568	16838	Presser Foot (hinged) complete, Nos. 202090, 203028 and 210620
210600	16838	Throat Plate, 53 needle hole, for needle sizes 12 and 13

FOR JOINING LACE INSERTION TO LAWN AND SELVAGE EDGES

210518	16837	Feed Dog
202090	16837	Presser Foot Hinge Pin
203029	16837	" " Plate
210620	16837	" " Shank
210569	16837	Presser Foot (hinged) complete, Nos. 202090, 203029 and 210620
210599	16837	Throat Plate with lace joining guide, 56 needle hole, for needles sizes 10 and 11

FOR SEWING LACE INSERTIONS ON LAWN AFTERWARDS CUT-OUT, EXPOSING THE INSERTION

210518	16839	Feed Dog
202090	16839	Presser Foot Hinge Pin
203029	16839	" " Plate
210620	16839	" " Shank
210569	16839	Presser Foot (hinged) complete, Nos. 202090, 203029 and 210620
210600	16839	Throat Plate, 53 needle hole, for needle sizes 12 and 13

FOR COAT PAD WORK

210523	16838	Feed Dog
210563	16838	Presser Foot
210603	16838	Throat Plate, 53 needle hole, for needle sizes 12 and 13

PARTS FOR VARIOUS LINES OF WORK

FOR SUSPENDER WORK

No.	Plate	Name
210575	16841	Bed Slide (front) with 202115 and two 200139E
202115	16841	Bed Slide Spring
200139E	16841	" " " Screw
210677	16841	Feed Dog
210678	16841	Presser Foot
210675	16841	Throat Plate, 50 needle hole, for needle sizes 14 and 15, with two 207404
207402	16841	Throat Plate Guide (left)
207403	16841	" " " (right)
207404	16841	" " " Position Pin
200482D	16841	" " " Thumb Screw
210676	16841	Throat Plate complete, 50 needle hole, for needle sizes 14 and 15, Nos. 207402, 207403, 210675 and two 200482D

TO ABUT CANVAS TOP CAPS TO
LEATHER IN SHOE LINING WORK

210570	16841	Presser Foot Bracket
210571	16841	" " Guide with 200141F
200141F	16841	" " " Screw
210577	16841	" " Shank (left)
210578	16841	" " " 210577 with 210581 and 210583
210579	16841	Presser Foot Shank (right)
210580	16841	" " " 210579 with 210582 and 210583
210581	16841	Presser Foot Shank Plate (left)
210582	16841	" " " " (right)
210583	16841	" " " " Hinge Pin
210574	16841	" " Spring
202512	16841	" " Stop Pin
210584	16841	Presser Foot (hinged) (compensating) complete, Nos. 210570, 210578, 210580, two each 202512, 210571 and 210574
210576	16841	Feed Dog
210608	-----	Throat Plate, 56 needle hole, for needle sizes 10 and 11
210613	16841	Throat Plate, 56 needle hole, for needle sizes 10 and 11

FOR LEATHER WORK


210525	16842	Feed Dog
202378	16842	Presser Bar Spring (heavy)
20190E	16842	Roller Presser, 1-1/4 in. diam., 3/16 in. face (fine) with 200548C and 201534H

PARTS FOR VARIOUS LINES OF WORK

No.	Plate	Name
200889	16842	Roller Presser Arm
204567	16842	" " " 202859 with 20190E
201390	16842	" " " Bracket (swing)
210366	16842	" " " 202380 with 200077D, 202760, 204567, 202744 and 202745
200675F	16842	Roller Presser Arm Bracket Position Screw Stud
200358	16842	Roller Presser Arm Bracket Spring
210370	16842	" " " " " Stop and Back Needle Guide Holder
201371	16842	Roller Presser Arm Bracket Spring Stop and Back Needle Guide Holder 200370 with 200350H, 201317F and 200380
201350H	16842	Roller Presser Arm Bracket Spring Stop and Back Needle Guard Holder Adjusting Screw
200141F	16842	Roller Presser Arm Bracket Spring Stop and Back Needle Guard Holder Set Screw
201370	16842	Roller Presser Arm Screw
202744	16842	" " " Shim, 1/34 in. thick
202745	16842	" " " " 1/32 in. thick
201370	16842	" " " " 1/16 in. thick
201367	16842	" " " Bar (hollow), 3-1/2 in. long
201340	16842	Roller Presser Hinge Screw
20134H	16842	" " " " Nut
210587	16842	" " Needle Guard (back)
201317F	16842	" " " " Clamp Screw
210280	16842	Roller Presser Hoodie Guard (back) Clamp Screw Washer
210585	16842	Roller Presser and Bar complete, Nos. 200675F, 202357, 201558, 210580, 210587, 202371 and two 200141F
210605	16842	Throat Plate, 53 needle hole, for needle sizes 12 and 13

15998 - 3/8

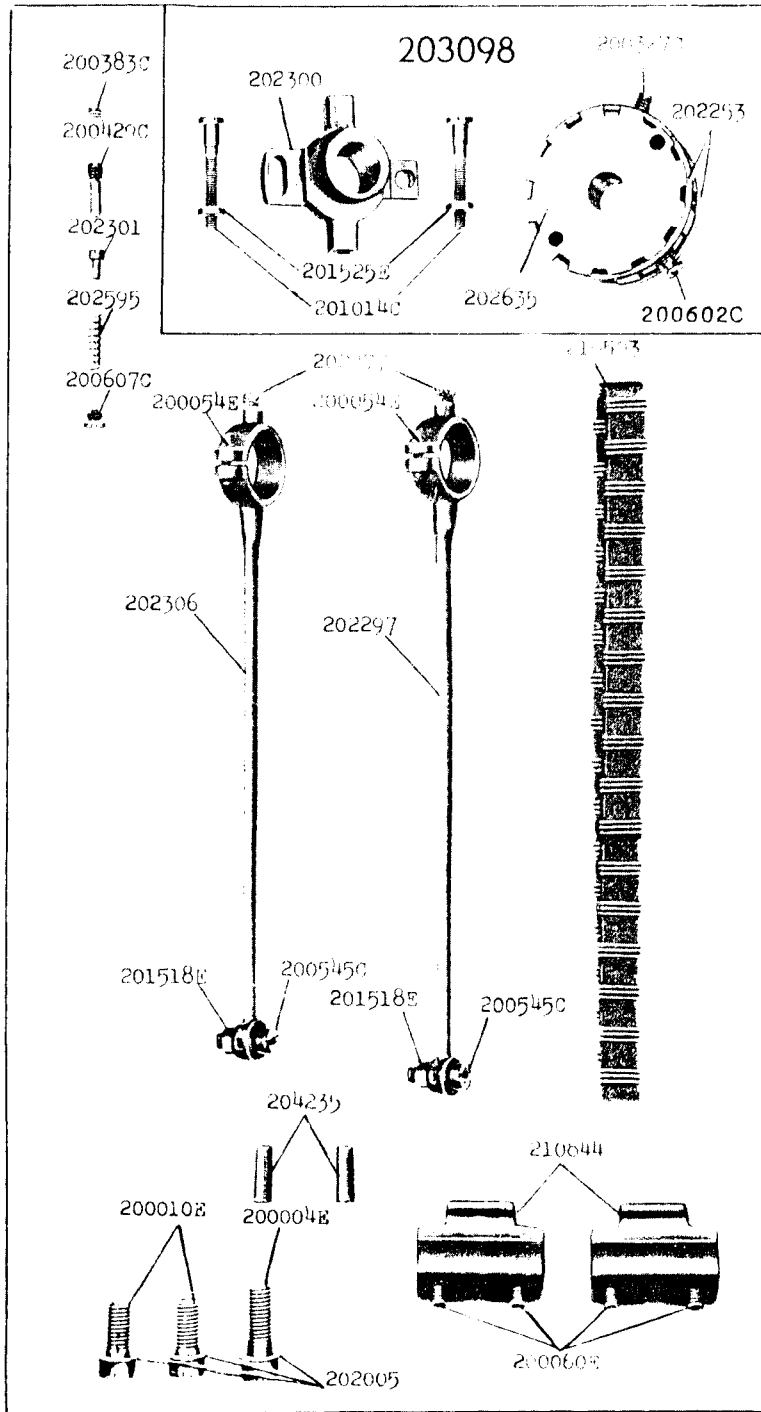
228212



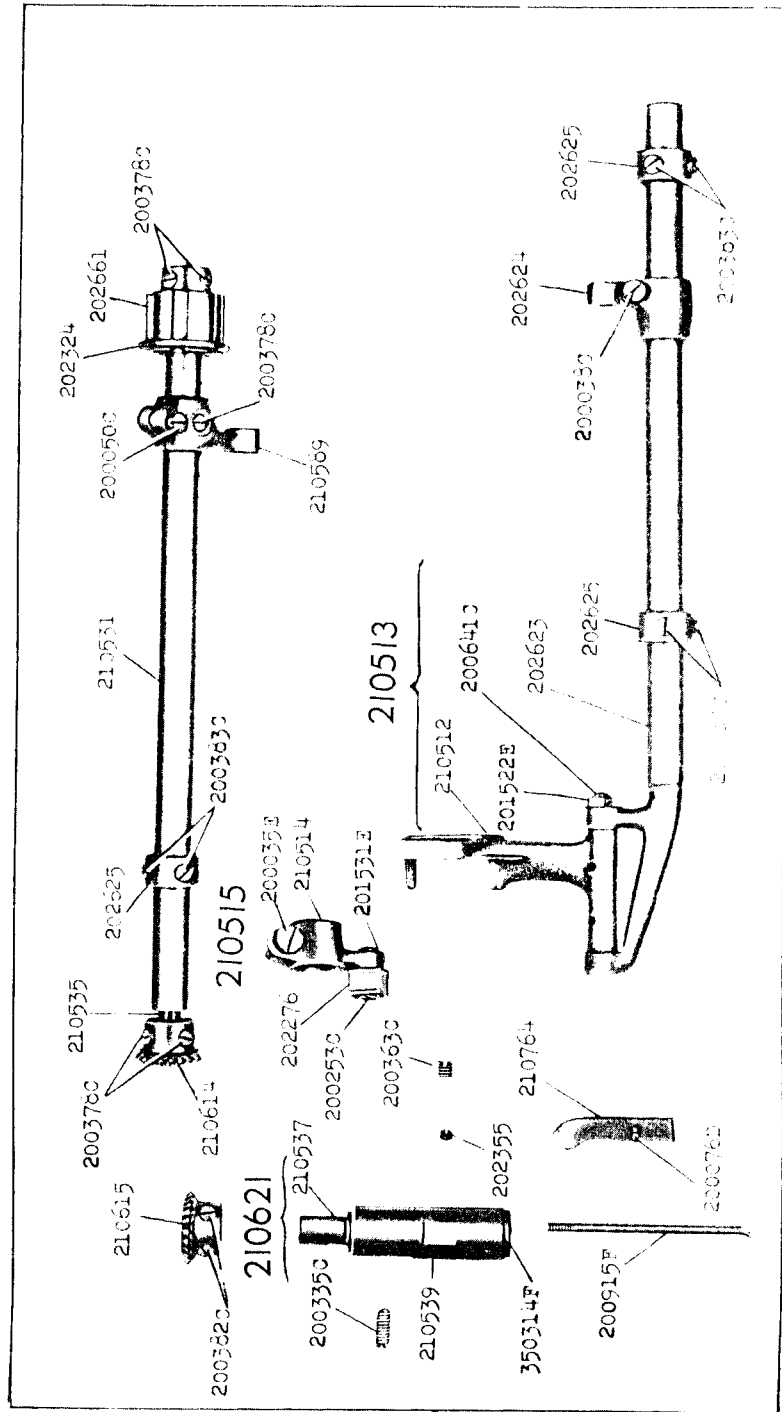
SINGER Needles should be used
in SINGER Machines.
These Needles and their Containers
are marked with the
Company's Trade-Mark "SIMANCO.***" 1

Needles in Containers marked
"FOR SINGER MACHINES"
are NOT **SINGER** made needles. 2

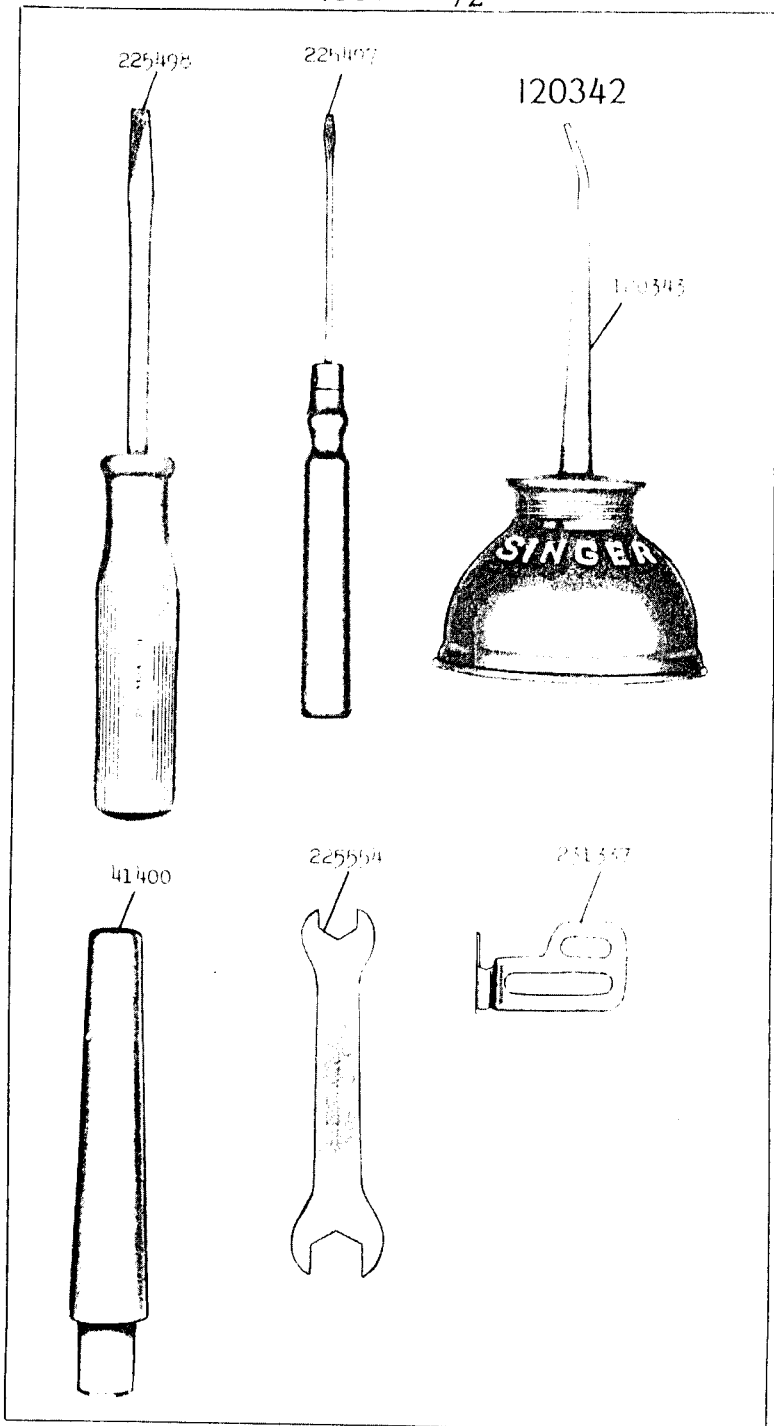
16826 - 3/8



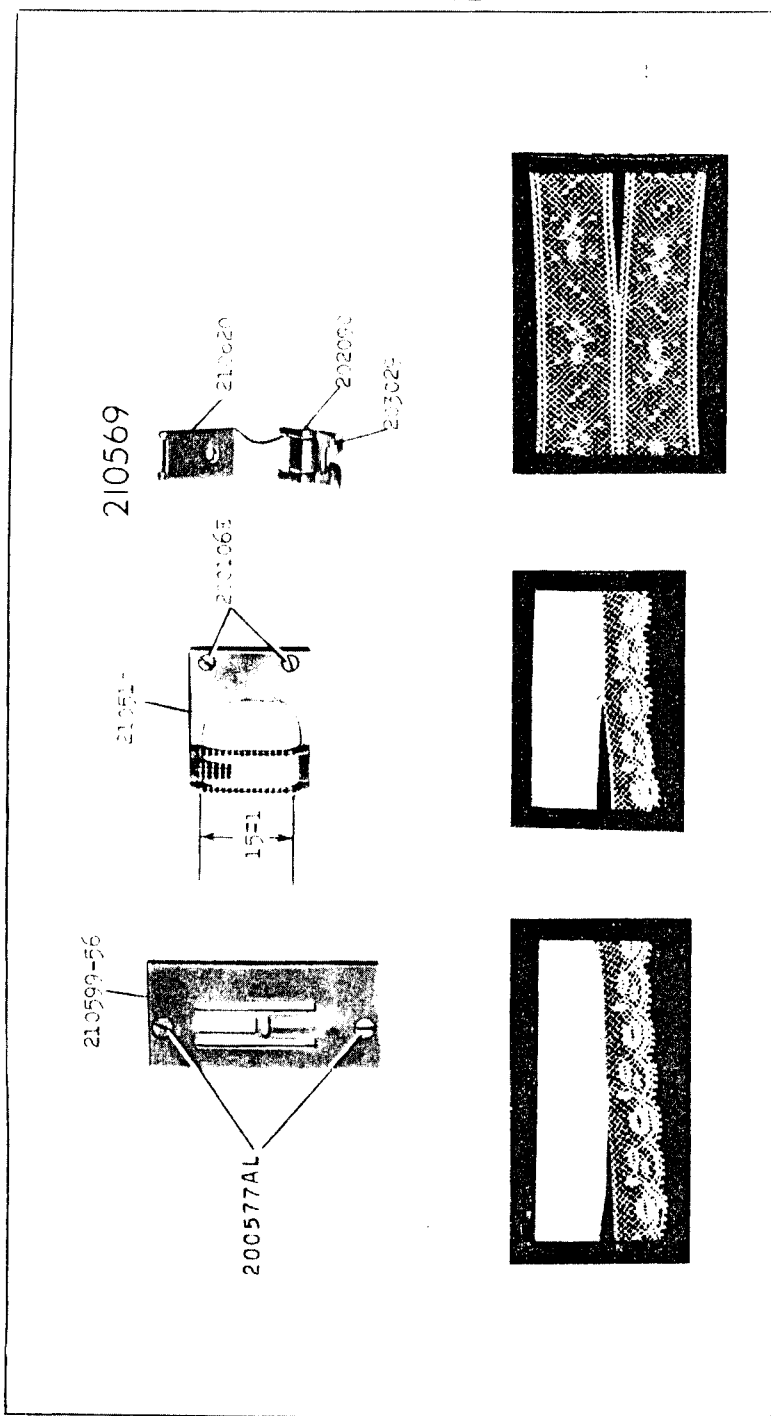
16827 - 3/8



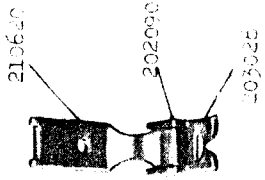
16836 - 1/2



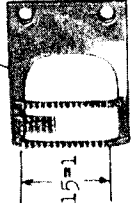
16837 - 1/2




210568



210518




210600-53




210563



210523



210603-53





210568



210518




210600-53



210563



210523




210603-53




210568

210600

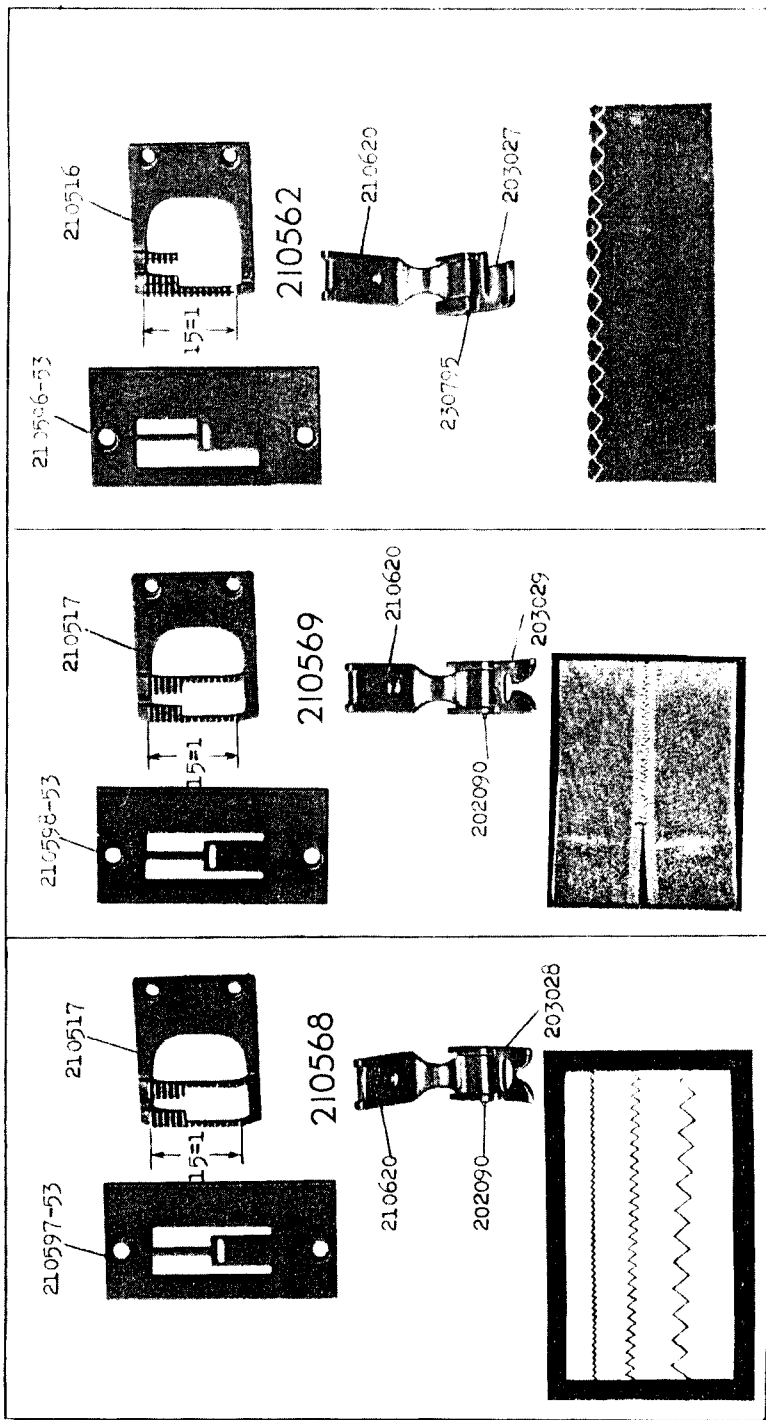
210563



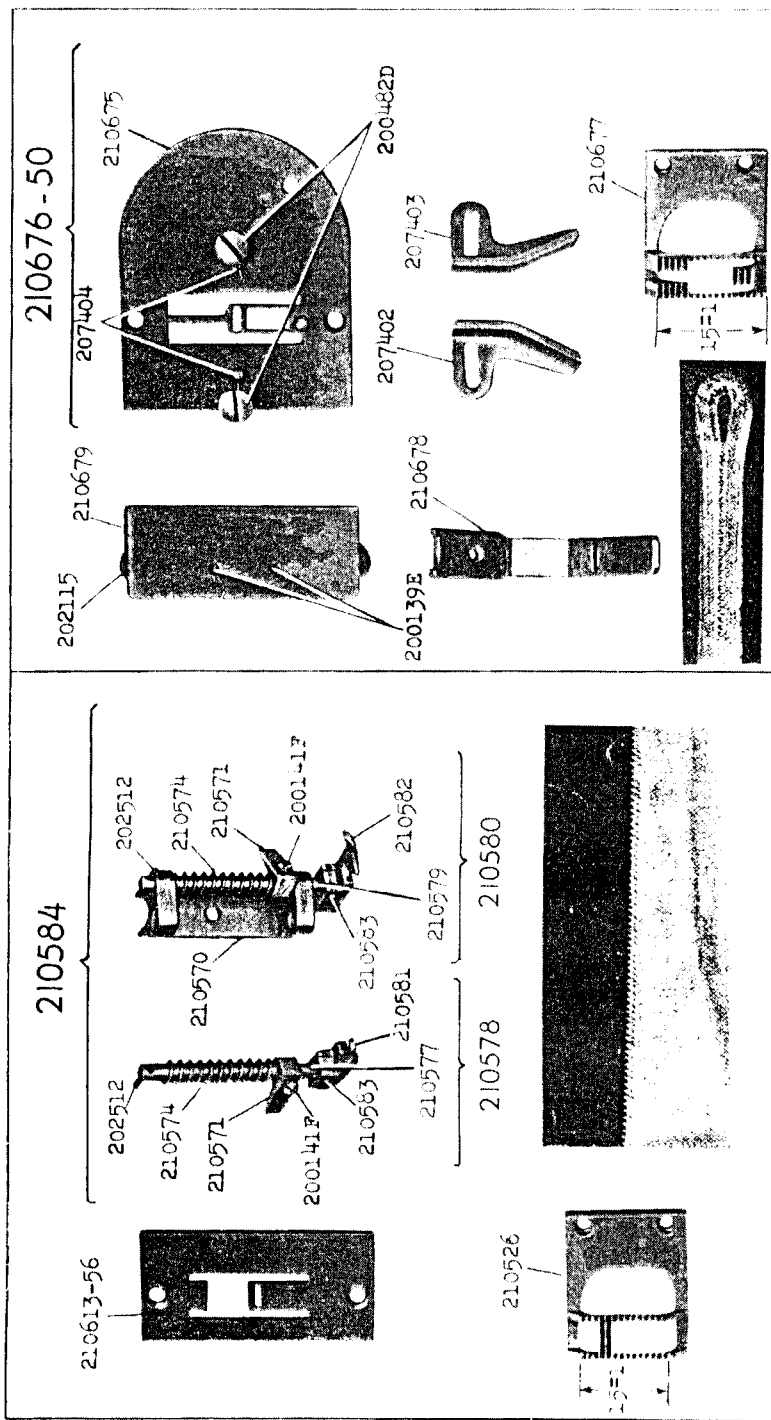
2001260



16840 - 1/2




16841 - 1/2

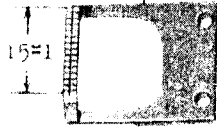


16842 1/2

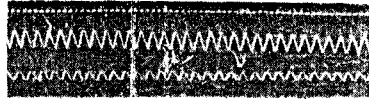

210695-53



210525



202377



210588

210586

202560



200077D



202760



229745



229744

204567

202859



201906



201554H

200548A

202057

202056



210587



200341F

200670F

229371

200350H

229370

201311F

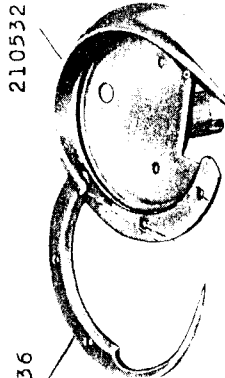
200329



16864 3/4

224399

210533



210532

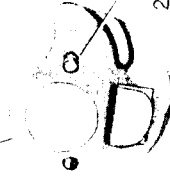
210536

203101



210541

200596F



200145C

241404

241403

210914



210913

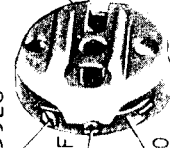
210735

200964C

263110

210736

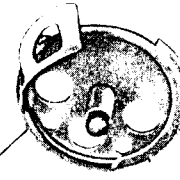
241402



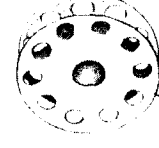
200592C

201016F

210846



210530



18312 - 3/8

