

FORM 8775  
OCTOBER, 1921

# PRICE LIST

OF

# PARTS



FOR FAMILY SHOPS

---

MACHINE No. 101-1

---

THE SINGER MANUFACTURING COMPANY

## INDEX

---

|   | PAGE |
|---|------|
| ACCESSORIES.....  | 15   |
| ATTACHMENTS.....  | 16   |
| ATTACHMENT SET.....   | 15   |
| BOBBIN WINDER.....  | 16   |
| ELECTRICAL PARTS.....   | 19   |
| HEMMER.....   | 16   |
| MACHINE No. 101-1.....  | 7    |
| MOTOR PARTS.....  | 13   |
| NUMERICAL LIST OF PARTS.....  | 23   |
| OBSOLETE PARTS.....   | 21   |
| SINGER ENCLOSED MOTORS.....   | 13   |
| TRIMMINGS FOR ELECTRIC CABINET TABLE, SET No. 18<br>(KNEE CONTROL)..... | 17   |

## INSTRUCTIONS FOR ORDERING

In ordering from this list, use **ONLY** the part NUMBER in the **FIRST** column.

The number stamped on a Sewing Machine part is in every case the number of the single part only.

Every combination of parts sent out as such has its specific number, which, although not stamped on the parts, must be used when ordering the combination.

Each number always indicates the **SAME PART** in whatever list it appears, or for whatever machine.

The letters after some of the numbers indicate the **style** of finish only, as follows:

- A. Hardened, Polished and Plated.
- B. Polished and Plated
- C. Hardened only.
- D. Polished only.
- E. Soft, not Polished.
- F. Hardened and Polished.
- G.
- H. Blued
- J. Plated only.
- K. Hardened and Plated.
- L. Brass or Gilt.
- M. Oxidized.
- P. Japanned.
- R. Parkerized.

These letters **MUST BE USED** when they appear in the list, and **AFTER** the number as in the list.

In this series

- 1 to 1500 and 50001 to 51500 are Screw Numbers.
- 1501 to 1800 are Nut Numbers.
- 1801 to 2000 are Roller Numbers.
- 2001 to 50000 and 52001 and upward are numbers of Machine Parts.

The figures in the second column refer only to the plates, illustrating the parts, and are **NOT TO BE USED** in ordering.

Parts marked with an asterisk (\*) are furnished only when repairs are made at factory.

## LIST OF PARTS COMPLETE FOR MACHINE No. 101-1

FOR FAMILY USE. THE ARM AND BED IS ONE CASTING, THE BED IS COVERED WITH A DETACHABLE CLOTH PLATE, THE BOTTOM MECHANISM IS ENTIRELY ENCLOSED. THE HOOK TRAVELS IN A HORIZONTAL PLANE OPERATED BY THREE SETS OF GEARS AT A RATIO OF TWO TO ONE. THE MACHINE IS DRIVEN BY AN ELECTRIC MOTOR LOCATED IN THE ARM OF THE MACHINE NEAR THE BALANCE WHEEL ON THE SIDE OPPOSITE THE OPERATOR.

| NO.    | PLATE | NAME  | EACH |
|--------|-------|---|------|
| *66501 | —     | Arm, upper and lower (solid) with 66506, 66517 and 66518.     | \$ — |
| 66502  | 8301  | Arm Lower Cover (back)  | 25   |
| 66503  | 8301  | “ “ “ (front)   | 30   |
| 66504  | 8302  | “ “ Plug (large)  | 10   |
| 66505  | 8302  | “ “ “ (small)   | 10   |
| 66506  | 8302  | “ Oil Tube  | 06   |
| 66507  | 8301  | “ Shaft (horizontal)  | 3 00 |
| 66508  | 8301  | “ “ Bushing (back) and Bobbin Winder Bracket (belt cover)     | 1 80 |
| 145b   | 8308  | Arm Shaft (horizontal) Bushing (back) Screw                   | 06   |
| 66509  | 8301  | Arm Shaft (horizontal) Bushing (front)                        | 35   |
| 446c   | 8308  | “ “ “ “ “ Set Screw   | 05   |
| 66510  | 8301  | Arm Shaft (horizontal) Bushing (intermediate)                 | 1 20 |
| 50554c | 8308  | Arm Shaft (horizontal) Bushing (intermediate) Set Screw       | 07   |
| 66511  | 8302  | Arm Shaft (horizontal) Clamp Stop Motion Collar with two 791c | 60   |
| 791c   | 8302  | Arm Shaft (horizontal) Clamp Stop Motion Collar Set Screw     | 06   |
| 66642  | 8302  | Arm Shaft (horizontal) Gear with two 1259c                    | 1 10 |
| 66614  | 8302  | Arm Shaft (horizontal) Gear for 190540                        | 3 60 |
| 66615  | 8302  | “ “ “ “ Clutch  | 06   |
| 66616  | 8302  | “ “ “ “ Spring  | 03   |
| 66617  | 8302  | “ “ “ “ Collar with two 457c                                  | 35   |

| NO.    | PLATE | NAME                                     | EACH  |
|--------|-------|--|-------|
| 457c   | 8302  | Arm Shaft (horizontal) Gear Collar Set   |       |
|        |       | Screw.....                               | \$ 02 |
| 1259c  | 8302  | Arm Shaft (horizontal) Gear Set Screw... | 05    |
| 66659  | —     | “ “ “ “ Washer.....                      | 02    |
| 66643  | 8301  | “ “ (upright).....                       | 1 20  |
| 66514  | 8301  | “ “ “ Bushing (lower)....                | 40    |
| 448c   | 8308  | “ “ “ “ “ Set                            |       |
|        |       | Screw.....                               | 05    |
| 66515  | 8301  | Arm Shaft (upright) Bushing (upper)....  | 55    |
| 448c   | 8308  | “ “ “ “ “ Set                            |       |
|        |       | Screw.....                               | 05    |
| 66644  | 8302  | Arm Shaft (upright) Gear (lower) with    |       |
|        |       | two 1259c.....                           | 1 10  |
| 1259c  | 8302  | Arm Shaft (upright) Gear (lower) Set     |       |
|        |       | Screw.....                               | 05    |
| 66644  | 8302  | Arm Shaft (upright) Gear (upper) with    |       |
|        |       | two 1259c.....                           | 1 10  |
| 1259c  | 8302  | Arm Shaft (upright) Gear (upper) Set     |       |
|        |       | Screw.....                               | 05    |
| 66635  | 8302  | Arm Shaft (upright) Ho'e Plug.....       | 06    |
| 66517  | 8302  | “ “ “ Oil Tube (lower)....               | 06    |
| 66518  | 8302  | “ “ “ “ “ (upper)....                    | 06    |
| 66656  | 8302  | “ Spool Pin.....                         | 07    |
| 8879   | 8302  | “ “ “ Washer (cloth).....                | 01    |
| 66637  | 8301  | Balance Wheel with two 448c.....         | 1 50  |
| 448c   | 8308  | “ “ Set Screw.....                       | 05    |
| 1752b  | 8302  | Clamp Stop Motion Clamping Nut.....      | 60    |
| 248A   | 8302  | “ “ “ “ “ Stop                           |       |
|        |       | Screw.....                               | 02    |
| 66520  | 8302  | Clamp Stop Motion Clamping Nut           |       |
|        |       | Washer.....                              | 10    |
| 66521  | 8301  | Clamp Stop Motion Flanged Bushing...     | 3 60  |
| 66522  | 8300  | Cloth Plate.....                         | 2 40  |
| 66523  | —     | Cloth Plate complete, Nos. 66522 and     |       |
|        |       | 66525.....                               | 3 00  |
| 691A   | 8308  | Cloth Plate Screw.....                   | 06    |
| 66524  | —     | “ “ Slide.....                           | 40    |
| 66525  | 8303  | Cloth Plate Slide complete, Nos. 66524,  |       |
|        |       | 66526 and two 50470.....                 | 60    |
| 66526  | 8303  | Cloth Plate Slide Spring.....            | 10    |
| 50470J | 8308  | “ “ “ “ Screw.....                       | 02    |
| 66527  | 8303  | Face Plate with 2827.....                | 80    |
| 219A   | 8308  | “ “ Screw (lower).....                   | 02    |
| 107B   | 8308  | “ “ “ (upper).....                       | 05    |
| 2827   | 8302  | “ “ Thread Guard with 8505.....          | 02    |
| 8505   | 8302  | “ “ “ “ Rivet...per 100                  | 20    |
| 66528  | 8303  | Feed Bar with 66532.....                 | 70    |

| NO.    | PLATE | NAME                                     | EACH  |
|--------|-------|--|-------|
| 66529  | 8304  | Feed Bar Centre.....                     | \$ 10 |
| 457c   | 8302  | “ “ “ Set Screw.....                     | 02    |
| 66530  | 8304  | “ “ Spring.....                          | 03    |
| 66531  | 8304  | “ “ “ Hook (lower).....                  | 02    |
| 66532  | 8303  | “ “ “ “ (upper).....                     | 02    |
| 66533  | 8304  | “ Cam and Feed Lifting Eccentric with    |       |
|        |       | two 1253c.....                           | 90    |
| 1253c  | 8304  | Feed Cam and Feed Lifting Eccentric      |       |
|        |       | Set Screw.....                           | 05    |
| 66534  | 8304  | Feed Dog.....                            | 90    |
| 1094F  | 8308  | “ “ Screw.....                           | 05    |
| 66535  | 8304  | “ Lifting Rock Shaft.....                | 30    |
| 66536  | 8304  | “ “ “ “ Bushing.....                     | 35    |
| 435c   | 8304  | “ “ “ “ “ Set                            |       |
|        |       | Screw.....                               | 06    |
| 66537  | 8304  | Feed Lifting Rock Shaft Crank (back)     |       |
|        |       | with 1057E.....                          | 90    |
| 1057E  | 8308  | Feed Lifting Rock Shaft Crank (back)     |       |
|        |       | Clamping Screw.....                      | 06    |
| 66538  | 8304  | Feed Lifting Rock Shaft Crank (back)     |       |
|        |       | Connection.....                          | 60    |
| 66539  | —     | Feed Lifting Rock Shaft Crank (front)    |       |
| 66540  | 8304  | “ “ “ “ “ “                              |       |
|        |       | 66539 with 1259c, 50459c, 51822 and      |       |
|        |       | 66531.....                               | 1 30  |
| 51822  | 8304  | Feed Lifting Rock Shaft Crank (front)    |       |
|        |       | Roller.....                              | 30    |
| 50459c | 8304  | Feed Lifting Rock Shaft Crank (front)    |       |
|        |       | Roller Screw Stud.....                   | 05    |
| 1259c  | 8302  | Feed Lifting Rock Shaft Crank (front)    |       |
|        |       | Set Screw.....                           | 05    |
| 66541  | 8303  | Feed Regulating Shaft with two 50150c... | 90    |
| 66542  | 8301  | “ “ “ Centre (long).....                 | 25    |
| 66543  | 8304  | “ “ “ “ (short).....                     | 25    |
| 435c   | 8304  | “ “ “ “ Set Screw...                     | 06    |
| 66544  | 8304  | “ “ “ Connecting Link...                 | 60    |
| 66545  | 8304  | “ “ “ “ “ Pin                            |       |
| 50150c | 8308  | “ “ “ “ “ “                              |       |
|        |       | Set Screw.....                           | 02    |
| 66546  | 8304  | Feed Regulating Shaft Stud.....          | 10    |
| 50150c | 8308  | “ “ “ “ Set Screw...                     | 02    |
| 66547  | 8305  | “ “ Stud.....                            | 1 20  |
| 66548  | 8305  | “ “ “ Head with 56033...                 | 60    |
| 181B   | 8305  | “ “ “ “ Cap Screw...                     | 06    |
| 56033  | 8305  | “ “ “ “ Stop Pin                         |       |
|        |       | .....per 100                             | 20    |
| 66549  | 8305  | Feed Regulating Stud Lock Pin.....       | 06    |

| NO.   | PLATE      | NAME  | EACH  |
|-------|------------|---|-------|
| 56035 | 8305       | Feed Regulating Stud Lock Pin Spring...                   | \$ 02 |
| 66550 | 8305       | " " " Spring.....   | 06    |
|       | 212D 8305  | " " " " Screw.....  | 06    |
| 66551 | 8305       | " Regulator with 200c.....                                | 1 50  |
| 51823 | 8305       | " " Roller and Stud.....                                  | 50    |
|       | 460c 8305  | " " " " Set Screw   | 02    |
|       | 200c 8305  | " " Set Screw.....  | 05    |
| 66552 | 8305       | " " Shaft.....  | 25    |
| 66553 | 8305       | " " " Bushing.....  | 70    |
|       | 435c 8304  | " " " " Set Screw   | 06    |
|       | 6533 8305  | " " " Collar with 460c...                                 | 35    |
|       | 460c 8305  | " " " Set Screw...  | 02    |
| 66554 | 8303       | " Rock Shaft with two 457c.....                           | 90    |
| 66542 | 8304       | " " " Centre (left).....                                  | 25    |
|       | 418c 8308  | " " " " " Set Screw                                       | 05    |
| 66542 | 8304       | " " " " (right).....                                      | 25    |
|       | 435c 8304  | " " " " " Set Screw                                       | 06    |
| 66555 | 8305       | " " " Connection with 457c<br>and 460c.....               | 80    |
| 66556 | 8305       | Feed Rock Shaft Connection Hinge Pin...                   | 10    |
|       | 457c 8302  | " " " " " " Set<br>Screw.....                             | 02    |
| 66557 | 8306       | Needle Bar with 32519.....                                | 90    |
| 66558 | 8306       | " " Bushing.....  | 1 20  |
|       | 1133e 8306 | " " " Set Screw.....                                      | 02    |
| 66657 | 8306       | " " Connecting Link with 930E...                          | 60    |
|       | 930E 8306  | " " " " Adjusting<br>Screw.....                           | 06    |
|       | 1130E 8306 | Needle Bar Connecting Link Cap Screw...                   | 10    |
| 66559 | 8306       | " " " Stud with 1353c...                                  | 35    |
|       | 1353c 8306 | " " " " Set Screw.....                                    | 06    |
| 66560 | 8306       | " " Crank with 1134c and two 1036c                        | 90    |
|       | 1134c 8306 | " " " Position Screw.....                                 | 20    |
|       | 1036c 8306 | " " " Set Screw.....                                      | 05    |
| 21360 | 8306       | " " Hole Plug.....  | 02    |
| 66639 | 8306       | " " Thread Guard.....                                     | 01    |
|       | 665B 8306  | " " " " Screw.....  | 02    |
| 66561 | 8306       | " " Timing Gauge.....                                     | 06    |
|       | 2054 8306  | " " Clamp with 552c.....                                  | 35    |
|       | 552c 8306  | " " Thumb Screw.....                                      | 20    |
| 32519 | 8306       | " Stop Pin.....   | 01    |
| 66562 | -----      | Oil Reservoir.....  | 70    |
| 66629 | 8307       | " " Oil Tube for oiling 51823<br>and 66535.....           | 03    |
| 66630 | 8307       | Oil Reservoir Oil Tube for oiling 66533<br>and 66578..... | 03    |
| 66631 | 8307       | Oil Reservoir Oil Tube for oiling 66537                   | 03    |

| NO.    | PLATE     | NAME   | EACH  |
|--------|-----------|--|-------|
| 66632  | 8307      | Oil Reservoir Oil Tube for oiling 66554  | \$ 06 |
| 66633  | 8307      | " " " " " " " 66554<br>and 66556.....  | 06    |
| 66634  | 8303      | Oil Reservoir complete, Nos. 66562, 66563,<br>66631, 66632 and two each 66629, 66630<br>and 66633.....         | 2 30  |
| 50460E | 8308      | Oil Reservoir Screw.....   | 10    |
| 66563  | 8303      | " " Wick.....  | 02    |
| 8366   | 8303      | Presser Bar.....   | 50    |
| 32535  | 8305      | " " Guide Bracket with 400K and<br>453c.....   | 55    |
|        | 400K 8305 | Presser Bar Guide Bracket Adjusting<br>Screw.....  | 02    |
|        | 453c 8305 | Presser Bar Guide Bracket Set Screw....  | 02    |
| 66564  | 8305      | " " Lifter.....  | 30    |
|        | 85D 8305  | " " " Screw.....   | 07    |
|        | 3100 8303 | " " Spring.....  | 07    |
|        | 2070 8305 | " " Washer.....  | 01    |
| 66565  | 8304      | " Foot Hinge Pin.....  | 02    |
| 66566  | -----     | " " Plate.....   | 95    |
| 66567  | -----     | " " Shank.....   | 90    |
| 66568  | 8304      | Presser Foot (hinged) complete, Nos.<br>66565 to 66567.....  | 1 80  |
|        | 286D 8308 | Presser Foot Thumb Screw.....  | 20    |
| 50023B | 8308      | Pressure Regulating Thumb Screw.....   | 30    |
| 66569  | 8307      | Rotating Hook.....   | 3 60  |
| 66570  | -----     | " " 66569 with 234F, 66584,<br>66588 and two 50' 51D.....  | 5 90  |
| 66571  | -----     | Rotating Hook 66570 with 66573.....  | 10 70 |
| 32522  | 8307      | " " Bobbin.....  | 07    |
| 66572  | 8307      | " " " Case.....  | 3 60  |
| 66573  | -----     | Rotating Hook Bobbin Case complete,<br>Nos. 591F, 1173D, 50461c, 50462c, 66572,<br>66574, 66575 and 66577..... | 4 80  |
| 66574  | 8307      | Rotating Hook Bobbin Case Finger.....  | 90    |
| 50461c | 8307      | " " " " " Hinge<br>Screw.....  | 06    |
| 66575  | 8307      | Rotating Hook Bobbin Case Finger Spring  | 03    |
| 50462c | 8307      | " " " " " " "<br>Screw.....  | 06    |
| 66576  | 8307      | Rotating Hook Bobbin Case Position Plate   | 90    |
|        | 217D 8307 | " " " " " " "<br>Screw.....  | 05    |
|        | 591F 8307 | Rotating Hook Bobbin Case Tension Regu-<br>lating Screw.....   | 02    |
| 66577  | 8307      | Rotating Hook Bobbin Case Tension<br>Spring.....   | 20    |

| NO.    | PLATE | NAME  | EACH  |
|--------|-------|---|-------|
| 1173D  | 8307  | Rotating Hook Bobbin Case Tension Spring Screw          | \$ 02 |
| 66578  | 8303  | Rotating Hook Driving Shaft                             | 1 50  |
| 66579  | 8303  | " " " Bushing (back)                                    | 35    |
| 446c   | 8308  | Rotating Hook Driving Shaft Bushing (back) Set Screw    | 05    |
| 66580  | 8303  | Rotating Hook Driving Shaft Bushing (front)             | 40    |
| 435c   | 8304  | Rotating Hook Driving Shaft Bushing (front) Set Screw   | 06    |
| 66581  | 8307  | Rotating Hook Driving Shaft Collar with two 50150c      | 25    |
| 50150c | 8308  | Rotating Hook Driving Shaft Collar Set Screw            | 02    |
| 66644  | 8302  | Rotating Hook Driving Shaft Gear (back) with two 1259c  | 1 10  |
| 1259c  | 8302  | Rotating Hook Driving Shaft Gear (back) Set Screw       | 05    |
| 66582  | 8303  | Rotating Hook Driving Shaft Gear (front) with two 1259c | 1 20  |
| 1259c  | 8302  | Rotating Hook Driving Shaft Gear (front) Set Screw      | 05    |
| 66583  | 8307  | Rotating Hook Position Pin                              | 01    |
| 50463F | 8307  | " " Screw   | 10    |
| 66584  | 8307  | " " Section   | 2 10  |
| 50151D | 8307  | " " " Screw   | 02    |
| 66585  | 8307  | " " Shaft with 66583                                    | 1 50  |
| 66586  | 8307  | " " " Bushing   | 40    |
| 440c   | 8308  | " " " " Set Screw                                       | 05    |
| 66587  | 8307  | " " " Gear with two 1253c                               | 95    |
| 1253c  | 8304  | " " " " Set Screw                                       | 05    |
| 66588  | 8307  | " " Thread Guard  | 10    |
| 234F   | 8307  | " " " " Screw   | 02    |
| 66589  | 8307  | Slack Thread Regulator                                  | 35    |
| 219B   | 8308  | " " " " Screw   | 02    |
| 2102   | 8308  | Tension Disc  | 07    |
| 1560B  | 8308  | " Regulating Thumb Nut                                  | 06    |
| 32572  | 8308  | " Releasing Disc  | 07    |
| 32573  | 8308  | " " Lever   | 60    |
| 97E    | 8308  | " " " Hinge Screw                                       | 06    |
| 12329  | 8308  | " " " Spring  | 02    |
| 56057  | 8308  | " " " Pin   | 05    |
| 8238   | 8308  | " Spring  | 07    |
| 50196A | 8308  | " Stud  | 20    |
| 440c   | 8308  | " " Set Screw   | 05    |
| 26075  | 8308  | Thread Cutter and Holder                                | 07    |

| NO.   | PLATE | NAME   | EACH  |
|-------|-------|--|-------|
| 8422  | 8308  | Thread Guard (head of arm)                                 | \$ 01 |
| 66590 | 8306  | " Take-up Crank  | 1 15  |
| 1036c | 8306  | " " " Set Screw  | 05    |
| 66591 | 8306  | " " Lever  | 60    |
| 32543 | 8306  | " " " Hinge Stud   | 07    |
| 66592 | 8306  | " " " Link   | 60    |
| 66593 | 8306  | " " " " Hinge Pin  | 60    |
| 447c  | 8306  | " " " " " " " Set Screw                                    | 05    |
| 66594 | —     | Thread Take-up Lever complete, Nos. 32543, 66591 and 66592 | 1 20  |
| 56060 | 8308  | Thread Take-up Spring                                      | 05    |
| 66595 | —     | " " " Disc   | 10    |
| 66596 | 6308  | " " " " 66595 with 56063                                   | 20    |
| 56063 | 8308  | Thread Take-up Spring Disc Steady Pin                      | 02    |
| 56064 | 8308  | " " " Thread Guard   | 07    |
| 66597 | 8304  | Throat Plate for 66534                                     | 90    |
| 691A  | 8308  | " " " Screw  | 06    |

## SINGER ENCLOSED MOTORS

| CAT. NO. | PLATE | DESCRIPTION   |   |
|----------|-------|---|---|
| S.E. 507 | —     | 100 to 110 volts, Direct Current and 60 cycles, Alternating Current | — |
| S.E. 508 | —     | 115 to 125 volts, Direct Current and 60 cycles, Alternating Current | — |
| S.E. 510 | —     | 200 to 220 volts, Direct Current and 60 cycles, Alternating Current | — |
| S.E. 512 | —     | 230 to 250 volts, Direct Current and 60 cycles, Alternating Current | — |
| S.E. 513 | —     | 32 volts, Direct Current  | — |

## MOTOR PARTS

| NO.    | PLATE | NAME                                  | EACH   |
|--------|-------|---------------------------------------|--------|
| 190669 | 8320  | Armature complete for S. E. 507 Motor | \$8 00 |
| 190670 | —     | " " " S. E. 508 Motor                 | 8 00   |
| 190672 | —     | " " " S. E. 510 and S. E. 512 Motors  | 8 00   |

## MOTOR PARTS

| NO.    | PLATE | NAME  | EACH   |
|--------|-------|---|--------|
| 190735 | —     | Armature complete for S. E. 513 Motor...  | \$8 00 |
| 190537 | 8310  | " Shaft Bearing Sleeve (back)...  | 40     |
| 440c   | 8308  | " " " " " Set   |        |
|        |       | Screw.....  | 05     |
| 190535 | 8310  | Armature Shaft Bearing Sleeve (front)...  | 40     |
| 190536 | 8310  | " " " " " Plug  | 10     |
| 440c   | 8308  | " " " " " Set   |        |
|        |       | Screw.....  | 05     |
| 190540 | 8310  | Armature Shaft Gear with two 50150c...  | 1 00   |
| 50150c | 8308  | " " " Set Screw.....  | 02     |
| 190782 | 8321  | Brush (carbon).....   | 14     |
| 190668 | 8321  | " Holder Insulating Bushing.....  | 20     |
| 458c   | 8321  | " " " " " Set Screw   | 02     |
| 190083 | 8321  | " " Spring.....   | 06     |
| 190079 | 8321  | " " Tube.....   | 04     |
| 50555c | 8321  | " " " Cap Screw.....  | 05     |
| 190679 | —     | Brush Holder complete, Nos. 50555c,<br>190079, 190083, 190668 and 190782....                              | 45     |
| 190664 | 8320  | Commutator.....   | 2 00   |
| 190541 | 8309  | Cover.....  | 50     |
| 190539 | 8310  | " Pin.....  | 03     |
| 190501 | 8309  | Field Coil (lower) for S. E. 507 Motor...   | 90     |
| 190503 | —     | " " " " S. E. 508 Motor...  | 90     |
| 190507 | —     | " " " " S. E. 510 Motor...  | 90     |
| 190511 | —     | " " " " S. E. 512 Motor...  | 90     |
| 190737 | —     | " " " " S. E. 513 Motor...  | 90     |
| 190500 | 8309  | " " (upper) for S. E. 507 Motor...  | 90     |
| 190502 | —     | " " " " S. E. 508 Motor...  | 90     |
| 190506 | —     | " " " " S. E. 510 Motor...  | 90     |
| 190510 | —     | " " " " S. E. 512 Motor...  | 90     |
| 190736 | —     | " " " " S. E. 513 Motor...  | 90     |
| 190614 | 8310  | " " Retainer.....   | 03     |
| 190479 | 8309  | " Core.....   | 2 50   |
| 50469E | 8310  | " " Screw.....  | 20     |
| 190663 | 8320  | Frame.....  | 2 50   |
| 190680 | —     | Frame complete, Nos. 457c, 190535 to<br>190537, 190663 and two each 440c, 458c,<br>190538 and 190539..... | 6 00   |
| 190538 | 8310  | Frame Oil Well Plug.....  | 05     |
| 647D   | 8310  | " Screw.....  | 05     |
| 190722 | 8320  | Lead Wire with 190658.....  | 50     |
| 190723 | 8320  | " " " 190659.....   | 50     |
| 190615 | 8321  | " " Plug Insert for 190659.....   | 20     |
| 190616 | 8321  | " " " " " 190658.....   | 20     |
| 50520  | 8317  | " " " " Screw.....  | 06     |
| 190553 | 8317  | " " " " Washer....  | 03     |
| 190552 | 8317  | " " " Ferrule.....  | 20     |

## MOTOR PARTS

| NO.    | PLATE | NAME  | EACH  |
|--------|-------|---|-------|
| 190484 | 8317  | Lead Wire Plug Insulation Washer.....   | \$ 02 |
| 190658 | 8320  | Lead Wire Plug (male half) Nos. 50520,<br>190484, 190552, 190553 and 190616....   | 50    |
| 190659 | 8320  | Lead Wire Plug (female half) Nos. 50520,<br>190484, 190552, 190553 and 190615.... | 50    |
| 190657 | —     | Lead Wire Plug, 5 amp., complete, Nos.<br>190658 and 190659.....                  | 1 00  |
| 190544 | 8309  | Lead Wire Tube (circular loom).....   | 10    |
| 190543 | 8309  | " " " 190544 with 190545 and<br>190720.....                                       | 20    |
| 190720 | 8309  | Lead Wire Tube Ferrule (lower).....   | 08    |
| 190545 | 8309  | " " " " (upper).....  | 08    |
| 457c   | 8302  | " " " " " Set Screw   | 02    |
| 190530 | 8310  | Oil Cup Body.....   | 04    |
| 190531 | 8310  | " " Wick.....   | 03    |
| 190533 | —     | " " " 190531 with 190532.....   | 08    |
| 190532 | 8310  | " " " Spring.....   | 03    |
| 190529 | —     | Oil Cup complete, Nos. 190530 and 190533  | 12    |
| 190660 | 8321  | Terminal complete.....  | 50    |
| 50520  | 8317  | " Jumper Plate Screw (brass)....  | 06    |

## ACCESSORIES

| NO.    | PLATE | NAME                                     | EACH  |
|--------|-------|--|-------|
| 36569  | 8311  | Oiler with 36571.....                    | \$ 07 |
| 36570  | —     | " 36569, filled with oil.....            | 10    |
| 36571  | 8311  | " Spout, 1¼ in. long, with 36807.....    | *01   |
| 36807  | 8310  | " " Washer (leather).....                | 01    |
| 190439 | 8311  | Tube filled with Singer Motor Lubricant. | 25    |
| 190612 | —     | " Carton (paper).....                    | 05    |
| 190613 | —     | " 190439 with 190612.....                | 25    |

## ATTACHMENT SET

| NO.    | PLATE | NAME                         | EACH  |
|--------|-------|------------------------------|-------|
| 36594  | 8312  | Binder.....                  | \$ 80 |
| 32522  | 8307  | Bobbins (five).....          | 07    |
| 25527B | 5635  | Cloth Guide.....             | 20    |
| 287B   | 5635  | " " Thumb Screw.....         | 20    |
| 66628  | 8311  | Feed Cover Plate.....        | 10    |
| 35931  | 8312  | Hemmer (adjustable).....     | 1 50  |
| —      | —     | Needles (six).....           | —     |
| *66645 | —     | Stripper Foot with 8505..... | 60    |
| 66646  | 8312  | " " Spring.....              | 06    |
| 8505   | 8302  | " " Rivet.....per 100        | 20    |
| *66647 | —     | Needle Clamp with 66648..... | 35    |

## ATTACHMENT SET

| NO.    | PLATE | NAME  | EACH  |
|--------|-------|---|-------|
| *66648 | —     | Needle Clamp Sliding Section.....   | \$ 20 |
| 552c   | 8306  | “ “ Thumb Screw.....  | 20    |
| 66649  | 8312  | Stripper Foot and Needle Clamp complete, for darning and embroidery work, Nos. 552c and 66645 to 66647.....         | 1 20  |
| 25537  | 5635  | Screw Driver (machine).....   | 20    |
| 25538  | 5635  | “ “ (hook tension).....   | 07    |
| 36583  | 5637  | Tucker.....   | 1 50  |
| 120285 | —     | Attachment Set, Nos. 287B, 25527B, 25537, 25538, 35931, 36583, 36594, 66628, 66649, five 32522 and six needles..... | 6 00  |
| 120290 | 8313  | Ruffler.....  | 1 25  |
| 120315 | —     | Attachment Set complete, Nos. 120285 and 120290.....  | 7 20  |

## ATTACHMENTS

| NO.    | PLATE | NAME               | EACH  |
|--------|-------|--------------------|-------|
| 25525  | 5635  | Bias Gauge.....    | \$ 20 |
| 120319 | 8312  | Quilter.....       | 50    |
| 25539  | 5635  | Stiletto.....      | 07    |
| 35940  | 8312  | Under Braider..... | 30    |

## HEMMER

| NO.    | PLATE | NAME                           | EACH  |
|--------|-------|--------------------------------|-------|
| 120318 | 8312  | Hemmer (foot) 1/8 in. hem..... | \$ 50 |

## BOBBIN WINDER

| NO.    | PLATE | NAME   | EACH  |
|--------|-------|--|-------|
| 66598  | 8314  | Bobbin Position Pin.....per 100  | \$ 10 |
| 66599  | 8314  | Frame.....   | 35    |
| 66600  | 8314  | “ 66599 with 66604.....  | 90    |
| 66627  | —     | Frame complete, Nos. 190r, 66600 to 66602, 66606, 66607 and 66613..... | 1 80  |
| 50464b | 8314  | Frame Hinge Screw.....   | 20    |
| 66601  | 8314  | “ Spring.....  | 05    |
| *32645 | —     | Pulley (hide-ite leather).....   | —     |
| 66650  | 8314  | “ 32645 with 66603 and two 32647..                                     | 20    |
| 66602  | 8314  | Pulley complete, Nos. 66605 and 66650..                                | 25    |
| 66603  | —     | “ Bushing.....   | 06    |
| 66604  | 8314  | “ Cover.....   | 30    |
| 66605  | 8314  | “ Shaft.....   | 06    |
| *32647 | —     | “ Washer (steel).....  | —     |
| 66606  | 8314  | Spindle.....   | 30    |

## BOBBIN WINDER

| NO.    | PLATE | NAME  | EACH  |
|--------|-------|---|-------|
| 66607  | 8314  | Spindle Collar with 50465F and 66598....                              | \$ 25 |
| 50465F | 8314  | “ “ Set Screw.....  | 06    |
| 66608  | 8314  | Spool Pin.....  | 07    |
| 8879   | 8302  | “ “ Washer (cloth).....   | 01    |
| 66609  | 8314  | Stop Latch.....   | 25    |
| 50466D | 8314  | “ “ Hinge Screw.....  | 07    |
| 66610  | 8314  | “ “ Spring.....   | 01    |
| 66611  | 8314  | Tension Bracket.....  | 30    |
| 66612  | —     | Tension Bracket complete, Nos. 208B, 9544, 9545, 10106 and 66611..... | 60    |
| 207J   | 8314  | Tension Bracket Screw.....  | 02    |
| 7071J  | 8314  | “ “ Washer.....   | 01    |
| 10106  | 8314  | “ Disc.....   | 05    |
| 9544   | 8314  | “ “ Cover.....  | 20    |
| 208B   | 8314  | “ “ “ Screw.....  | 02    |
| 9545   | 8314  | “ “ Spring.....   | 07    |
| 66613  | 8314  | Tripping Arm.....   | 25    |
| 190J   | 8314  | “ “ Screw.....  | 05    |

## Trimmings for Electric Cabinet Table Set No. 18 (Knee Control)

| NO.    | PLATE | NAME  | EACH  |
|--------|-------|---|-------|
| 190605 | 8315  | Cable Insulator and Anchor Block.....                       | \$ 17 |
| 158E   | 8315  | “ “ “ “ “ “ Screw.....                                      | 05    |
| 9525   | 8315  | “ “ “ “ “ “ “ Washer.....                                   | 01    |
| 56260  | 8300  | Counterbalance Spring.....                                  | 35    |
| 56261  | 8300  | “ “ Adjusting Collar... ..                                  | 25    |
| 50251E | 8315  | “ “ “ “ Bolt with 1734E.....                                | 05    |
| 1734E  | 8315  | Counterbalance Spring Adjusting Collar Bolt Nut.....        | 02    |
| 9281   | 8315  | Counterbalance Spring Adjusting Collar Bolt Nut Washer..... | 01    |
| 56262  | 8300  | Counterbalance Spring Bracket (hinge)... ..                 | 50    |
| 28243  | 8315  | Drawer Lock with two wood screws 1/2 in. No. 2.....         | 07    |
| 28076  | 8315  | Drawer Lock Escutcheon.....                                 | 02    |
| 28233  | 8315  | “ “ Key.....  | 07    |
| 56496  | 8315  | “ “ Spring Catch.....                                       | 06    |
| 56347  | 8311  | Leg Socket.....   | 30    |
| 5604   | 8315  | “ “ Pin.....per 100   | 20    |
| 25152  | 8316  | Machine Cushion (felt).....                                 | 01    |
| 56348  | 8315  | “ Hinge Connection.....                                     | 20    |
| 2809   | 8315  | “ “ “ Hinge Pin... ..                                       | 01    |



| NO.   | PLATE | NAME   | EACH  |
|---|-------|--|-------|
| 50380c                                      | 8315  | Machine Hinge Connection Set Screw....   | \$ 05 |
| 15263                                       | 8315  | " " Plate.....   | 30    |
| 56349                                       | 8315  | Machine Hinge complete, Nos. 2809,<br>15263, 56348 and wood screw $\frac{7}{8}$ in.<br>No. 10..... | 50    |
| NOTE: When ordering No. 56349 state finish. |       |  |       |
| 124303                                      | 8300  | Machine Lifting Plate.....   | 60    |
| 124304                                      | ---   | " " " 124303 with 158E,<br>9525 and 190605.....  | 85    |
| 124305                                      | ---   | Machine Lifting Plate 124304 with 28123<br>and 56262.....  | 1 40  |
| 28123                                       | 8315  | Machine Lifting Plate Hinge Pin.....   | 05    |
| 124306                                      | ---   | Machine Lifting Plate complete, Nos.<br>9281, 50251E, 56260, 56261 and 124305                      | 2 05  |
| 56352                                       | 8316  | Machine Platform Flap Hinge (movable)  | 30    |
| 56353                                       | 8316  | " " " " " "  |       |
|   |       | Hinge Pin.....   | 02    |
| 56353                                       | 8316  | Machine Platform Flap Hinge (movable)<br>Stop Pin.....   | 02    |
| 56354                                       | 8316  | Machine Platform Flap Hinge (stationary)   | 30    |
| 56355                                       | ---   | Machine Platform Flap Hinge complete,<br>Nos. 56352, 56354 and two 56353.....                      | 65    |
| 56356                                       | 8316  | Machine Platform Flap Rest.....  | 10    |
| 56357                                       | 8316  | " " " " Cushion<br>(cloth).....  | 02    |
| 56358                                       | 8311  | Oil Can Holder.....  | 10    |
| 28076                                       | 8315  | " " Door Escutcheon.....   | 02    |
| 28183                                       | 8316  | " " " Hinge.....   | 05    |
| 56496                                       | 8315  | " " " Spring Catch.....  | 06    |
| 56497                                       | 8315  | " " " " Cup.....   | 06    |
| 56442                                       | 8311  | Shield Chain, 6 $\frac{1}{2}$ in. long.....  | 10    |
| 56443                                       | ---   | " " 56442 with 640b, 56444 and<br>wood screw $\frac{1}{2}$ in. No. 5 R. H. B.....                  | 20    |
| 56444                                       | 8315  | Shield Chain Plate.....  | 02    |
| 640b  | 8315  | " " " Screw.....   | 02    |
| 28291                                       | 8315  | " Hinge.....   | 07    |
| 56469                                       | 8316  | " Stop with wood screw $\frac{5}{8}$ in. No. 7<br>R. H. B.....                                     | 10    |
| 28234                                       | 8311  | Table Leaf (left) Hinge.....   | 25    |
| 56369                                       | 8300  | " " " Rest Rod.....  | 70    |
| 56370                                       | ---   | " " " " " 56369 with<br>46548 and 50444E.....  | 80    |
| 46548                                       | 8316  | Table Leaf (left) Rest Rod Cushion (felt)  | 01    |
| 50444E                                      | 8315  | " " " " " Stop Screw....   | 05    |
| 56372                                       | 8300  | " " " " " Tube.....  | 60    |
| 56373                                       | 8316  | " " (right) Hinge (movable).....   | 35    |

| NO.    | PLATE | NAME   | EACH  |
|--------|-------|--|-------|
| 56374  | 8316  | Table Leaf (right) Hinge (stationary)....                                      | \$ 35 |
| 56375  | 8316  | " " " " " Link   | 35    |
| 56376  | 8316  | " " " " " "  |       |
|        |       | Hinge Pin.....   | 01    |
| 56376  | 8316  | Table Leaf (right) Hinge (stationary) Link<br>Stop Pin.....                    | 01    |
| 56377  | ---   | Table Leaf (right) Hinge complete, Nos.<br>56373 to 56375 and three 56376..... | 1 15  |
| 28253  | 8316  | Tilting Centre Drawer Hinge.....   | 07    |
| 56496  | 8315  | " " " Spring Catch.....  | 06    |
| 56497  | 8315  | " " " " " Cup  | 06    |
| 124319 | 8316  | " " " Stop.....  | 06    |

## ELECTRICAL PARTS

|        |      |  |       |
|--------|------|--|-------|
| 190615 | 8321 | Connecting Plug Insert for 190659.....   | \$ 20 |
| 190616 | 8321 | " " " " 190658.....  | 20    |
| 50520  | 8317 | " " " Screw (brass)....  | 06    |
| 190553 | 8317 | " " " " Washer...  | 03    |
| 190552 | 8317 | " " Ferrule.....   | 20    |
| 190484 | 8317 | " " Insulation Washer.....   | 02    |
| 190658 | 8319 | Connecting Plug (male half) Nos. 50520,<br>190484, 190552, 190553 and 190616....   | 50    |
| 190659 | 8319 | Connecting Plug (female half) Nos. 50520,<br>190484, 190552, 190553 and 190615....   | 50    |
| 190657 | ---  | Connecting Plug, 5 amp., complete, Nos.<br>190658 and 190659.....  | 1 00  |
| 190739 | 8321 | Connecting Plug Holder with three wood<br>screws $\frac{5}{8}$ in. No. 7 R. H. B.....  | 15    |
| 190393 | 8318 | Controller Box.....  | 1 25  |
| 190394 | ---  | " " 190393 with 190328, 190361,<br>190397, 190753, 190754, three wood<br>screws $\frac{3}{4}$ in. No. 8 R. H. B. and four<br>145E..... | 2 50  |
| 190729 | ---  | Controller Box complete for S. E. 507<br>Motor, Nos. 190394, 190690, 190724<br>and three each 50560E, 190598 and<br>190608.....        | 7 40  |
| 190730 | ---  | Controller Box complete for S. E. 508<br>Motor, Nos. 190394, 190691, 190724<br>and three each 50560E, 190598 and<br>190608.....        | 7 00  |
| 190731 | ---  | Controller Box complete for S. E. 510<br>Motor, Nos. 190394, 190692, 190724<br>and three each 50560E, 190598 and<br>190608.....        | 7 00  |

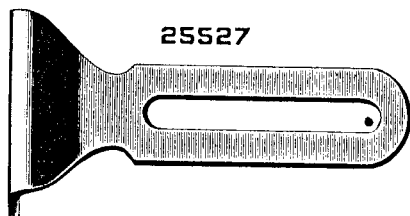
| NO.    | PLATE       | NAME   | EACH   |
|--------|-------------|--|--------|
| 190732 | —           | Controller Box complete for S. E. 512 Motor, Nos. 190394, 190693, 190724 and three each 50560E, 190598 and 190608..... | \$7 00 |
| 190733 | —           | Controller Box complete for S. E. 513 Motor, Nos. 190394, 190694, 190724 and three each 50560E, 190598 and 190608..... | 7 00   |
| 190328 | 8317        | Controller Box Bushing (rubber).....   | 03     |
| 190753 | 8320        | " " Cover with 447c and 190399   | 60     |
|        | 145E 8317   | " " " Screw.....   | 06     |
| 190689 | 8320        | " Contact Lever.....   | 50     |
| 190397 | 8318        | " Lever with 190362.....   | 45     |
| 190754 | 8321        | " " Hinge Stud.....  | 15     |
|        | 447C 8306   | " " " " Set Screw...   | 05     |
| 190398 | 8318        | " " Rock Shaft with 12765  | 75     |
| 190411 | —           | " " " " 190398 with 41c and 190401.....  | 1 00   |
| 190399 | 8317        | Controller Lever Rock Shaft Centre (back)  | 10     |
| 190607 | 8317        | " " " " " (front)  | 10     |
| 190400 | 8317        | " " " " " " "  |        |
|        |             | Bracket with 1497E and two wood screws $\frac{3}{4}$ in. No. 8.....  | 25     |
|        | 1497E 8317  | Controller Lever Rock Shaft Centre (front) Set Screw.....  | 07     |
|        | 12765 8317  | Controller Lever Rock Shaft Connecting Pin.....  | 02     |
|        | 190401 8318 | Controller Lever Rock Shaft Knee Plate   | 15     |
|        | 41c 8317    | " " " " " " "  |        |
|        |             | Hinge Screw.....   | 20     |
| 190361 | 8318        | Controller Lever Spring.....   | 10     |
| 190362 | 8318        | " " Stud.....  | 03     |
| 190294 | 8320        | " Resistance Unit for 190690....   | 2 00   |
| 190295 | —           | " " " " 190691....   | 2 50   |
| 190297 | —           | " " " " 190692....   | 2 50   |
| 190299 | —           | " " " " 190693....   | 2 50   |
| 190677 | —           | " " " " 190694....   | 2 50   |
| 190690 | 8320        | Controller Resistance Unit complete for 100 to 110 volts, for 190729, Nos. 190294 and 190689.....                      | 2 50   |
| 190691 | —           | Controller Resistance Unit complete for 115 to 125 volts, for 190730, Nos. 190295 and 190689.....                      | 3 00   |
| 190692 | —           | Controller Resistance Unit complete for 200 to 220 volts, for 190731, Nos. 190297 and 190689.....                      | 3 00   |

| NO.    | PLATE       | NAME  | EACH   |
|--------|-------------|---|--------|
| 190693 | —           | Controller Resistance Unit complete for 230 to 250 volts, for 190732, Nos. 190299 and 190689..... | \$3 00 |
| 190694 | —           | Controller Resistance Unit complete for 32 volts, for 190733, Nos. 190677 and 190689.....         | 3 00   |
|        | 50560E 8321 | Controller Resistance Unit Screw.....   | 10     |
|        | 190598 8317 | " " " " Washer (fibre).....   | 03     |
|        | 190608 8317 | Controller Resistance Unit Cushion Washer (leather).....  | 03     |
|        | 190725 8319 | Lead with 190355 and two 190659, from lamp socket to connectors.....                              | 2 75   |
|        | 190724 8319 | Lead with two 190658, from controller box to connectors.....                                      | 1 90   |
|        | 190355 8319 | Lead Plug for 190725.....   | 60     |
|        | 190359 8317 | " Protector Strap with wood screw $\frac{3}{8}$ in. No. 3 R. H. B.....                            | 10     |

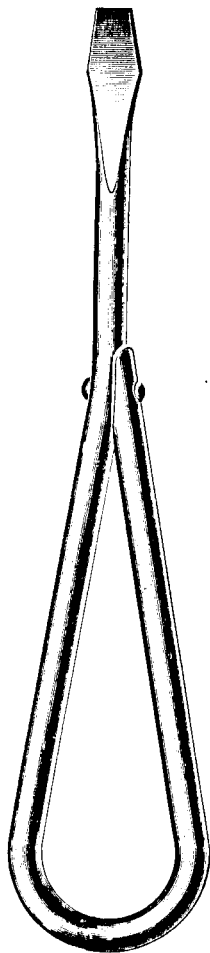
## OBSOLETE PARTS

| NO.    | PLATE     | NAME   | EACH   |
|--------|-----------|--|--------|
| 190488 | 8309      | Armature complete for 100 to 110 volts, A. C. or D. C. Motor.....                                      | \$8 00 |
| 190489 | —         | Armature complete for 115 to 125 volts, A. C. or D. C. Motor.....                                      | 8 00   |
| 190491 | —         | Armature complete for 200 to 220 volts, A. C. or D. C. Motor.....                                      | 8 00   |
| 190493 | —         | Armature complete for 230 to 250 volts, A. C. or D. C. Motor.....                                      | 8 00   |
| 190527 | 8310      | Brush (carbon).....  | 10     |
| 190525 | 8310      | " Holder Insulating Bushing.....   | 08     |
|        | 457c 8302 | " " " " Set Screw  | 02     |
| 190526 | 8310      | " " " Disc.....  | 02     |
| 190528 | 8310      | " " Spring.....  | 06     |
| 190524 | 8310      | " " Tube (brass).....  | 04     |
| 190523 | —         | Brush Holder complete, Nos. 190524 to 190528.....  | 45     |
| 190517 | 8309      | Commutator.....  | 3 00   |
| 190549 | 8317      | Connecting Plug Insert (male).....   | 20     |
| 190550 | 8317      | " " " (female).....  | 20     |
| 190395 | 8318      | Controller Box Cover with 190399.....  | 60     |
|        | 804J 8317 | " Lever Hinge Screw.....   | 10     |
| 190466 | 8309      | Motor Frame.....   | 2 50   |
| 190534 | —         | Motor Frame complete, Nos. 190466, 190535 to 190537, two each 440c, 190538, 190539 and three 457c..... | 6 00   |

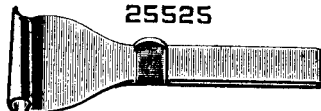
PLATE 5635—FULL SIZE



25537




25525



28880



25539



25538


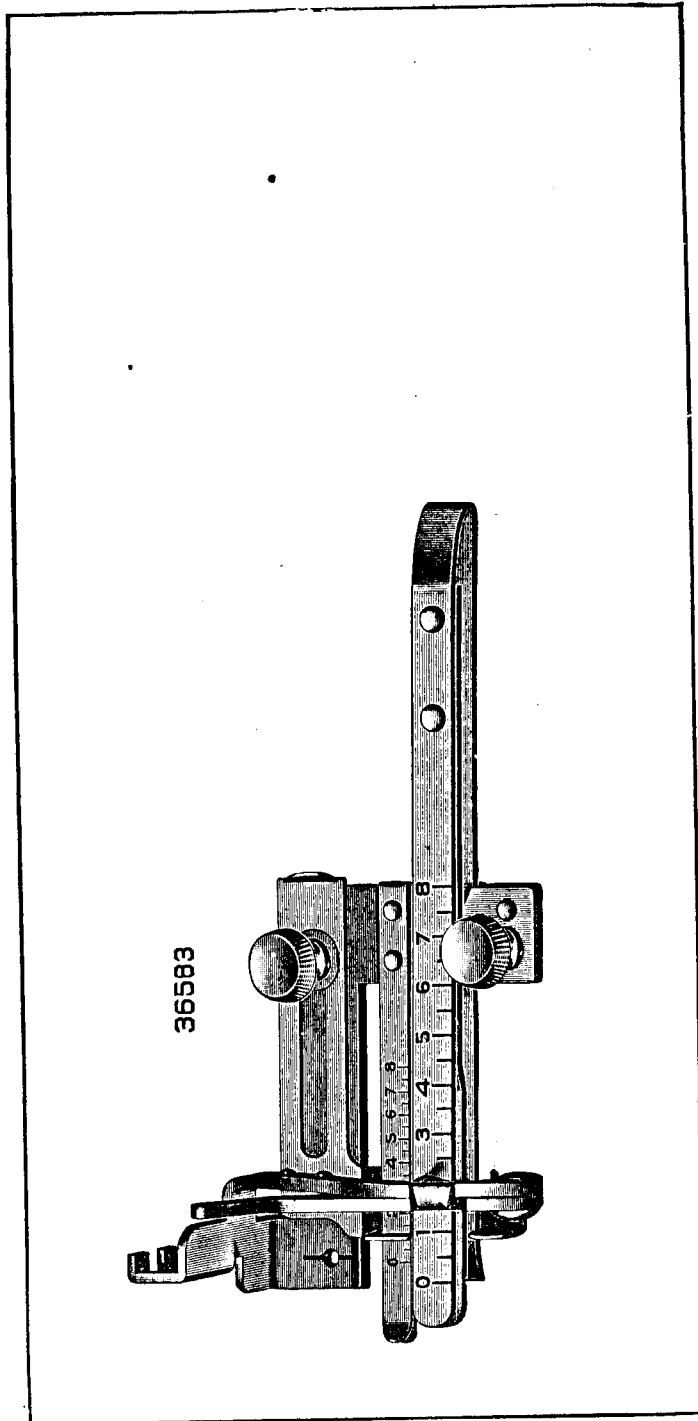
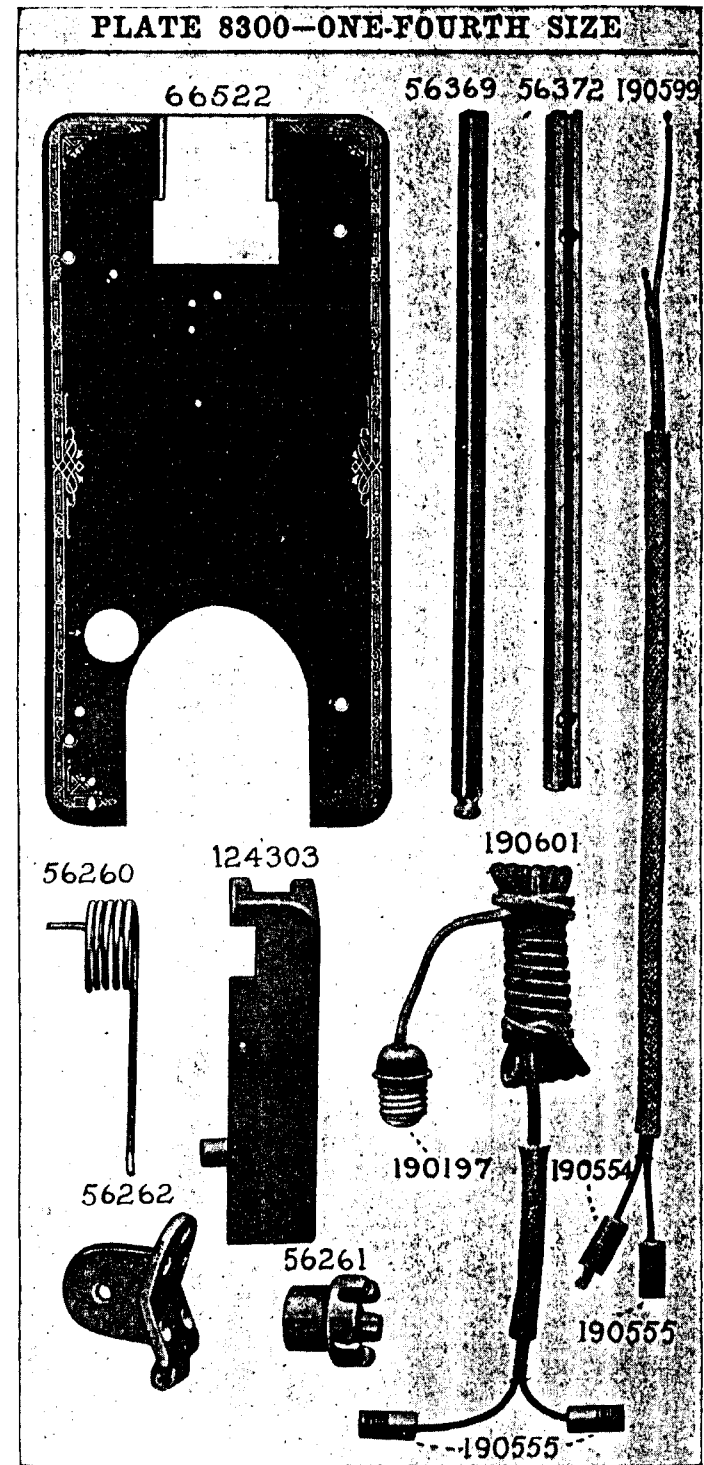


PLATE 5637—FULL SIZE



36583

PLATE 8300—ONE-FOURTH SIZE



66522

56369 56372 190599

56260

124303

190601

56262

190197

190554

56261

190555


190555

PLATE 8301—ONE-HALF SIZE


66507




66508



66510



66502




66643



66515




66503



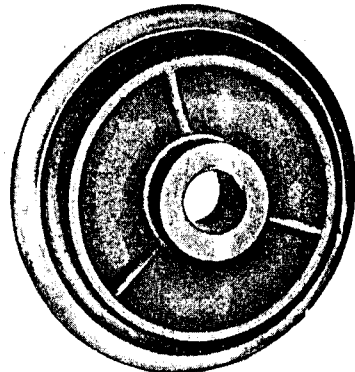
66514



66521



66637



66509



PLATE 8302—FULL SIZE

66506



66517



66518



66511



791



66505



66504



66616



66615




66614

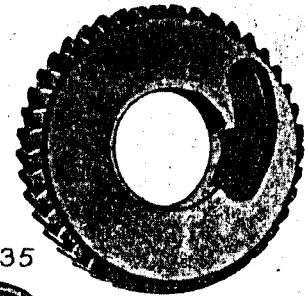
1259




66642



457




66617



66635



1752




66656



66644



8879



66520



2827



248



8505



PLATE 8303—ONE-HALF SIZE

66578 8366 66526 66580

66525

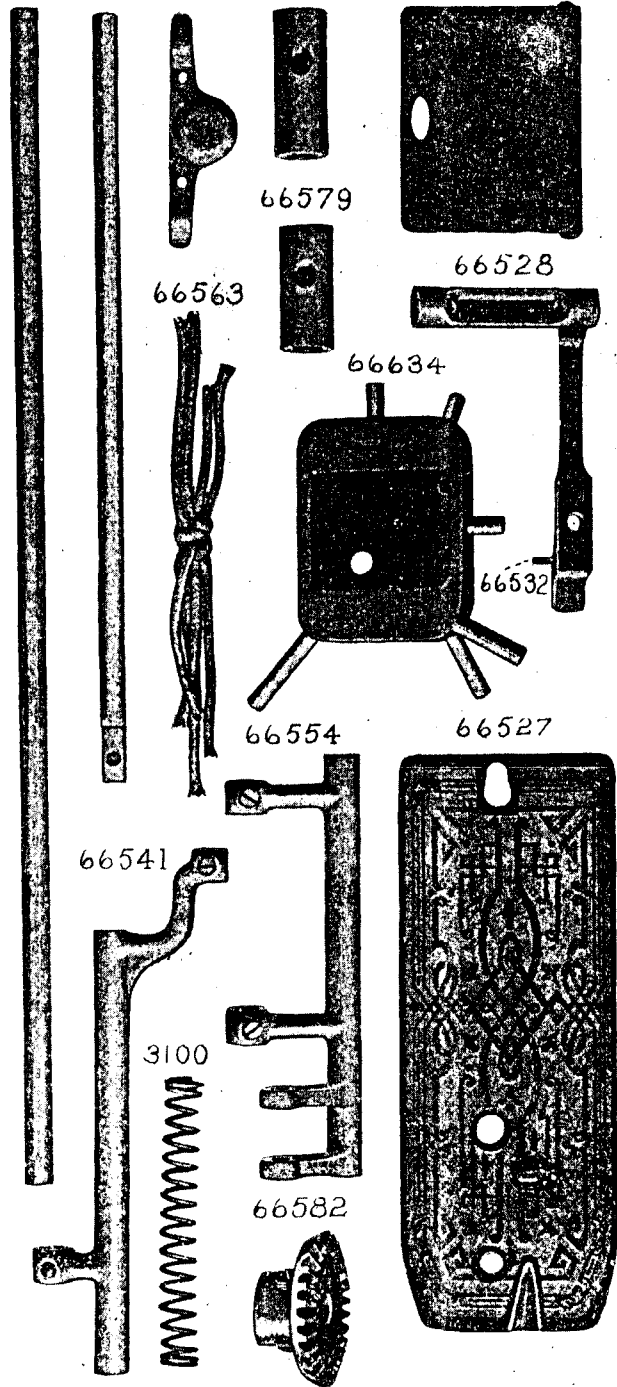


PLATE 8304—FULL SIZE

66534

66597

66568




PLATE 8305—FULL SIZE




PLATE 8306—FULL SIZE




PLATE 8307—FULL SIZE

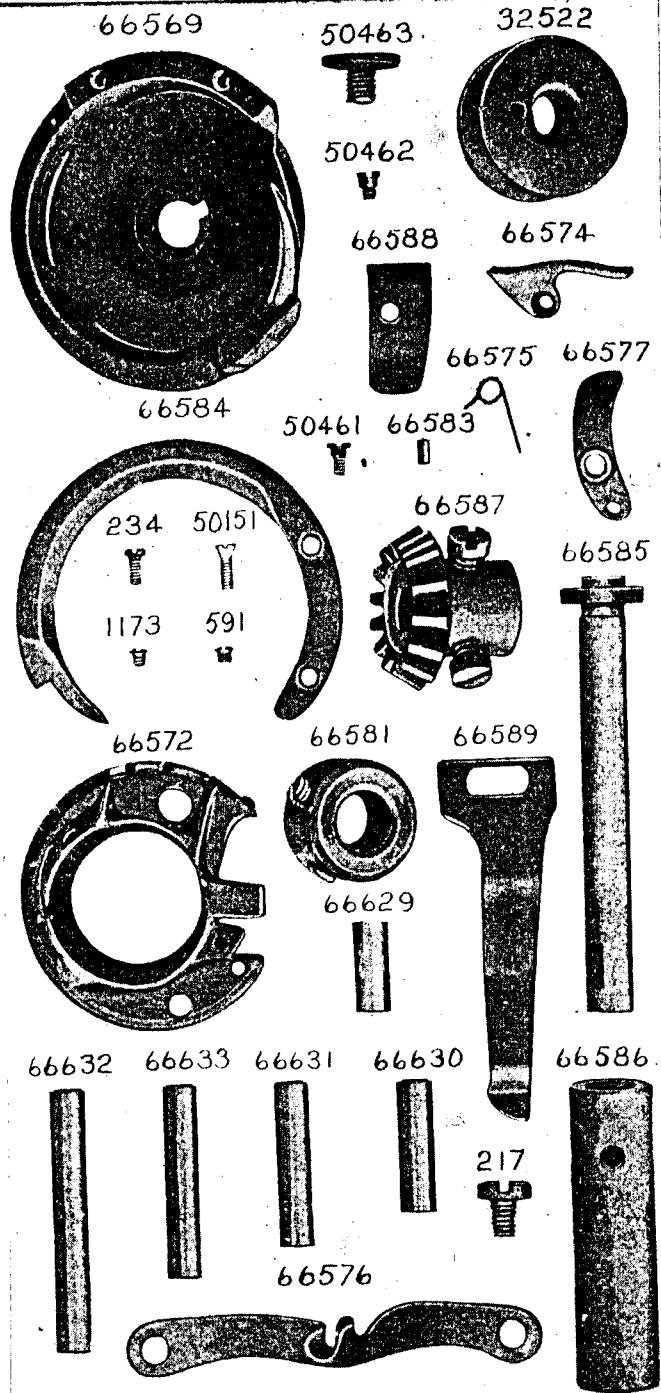


PLATE 8308—FULL SIZE






PLATE 8309—ONE-HALF SIZE

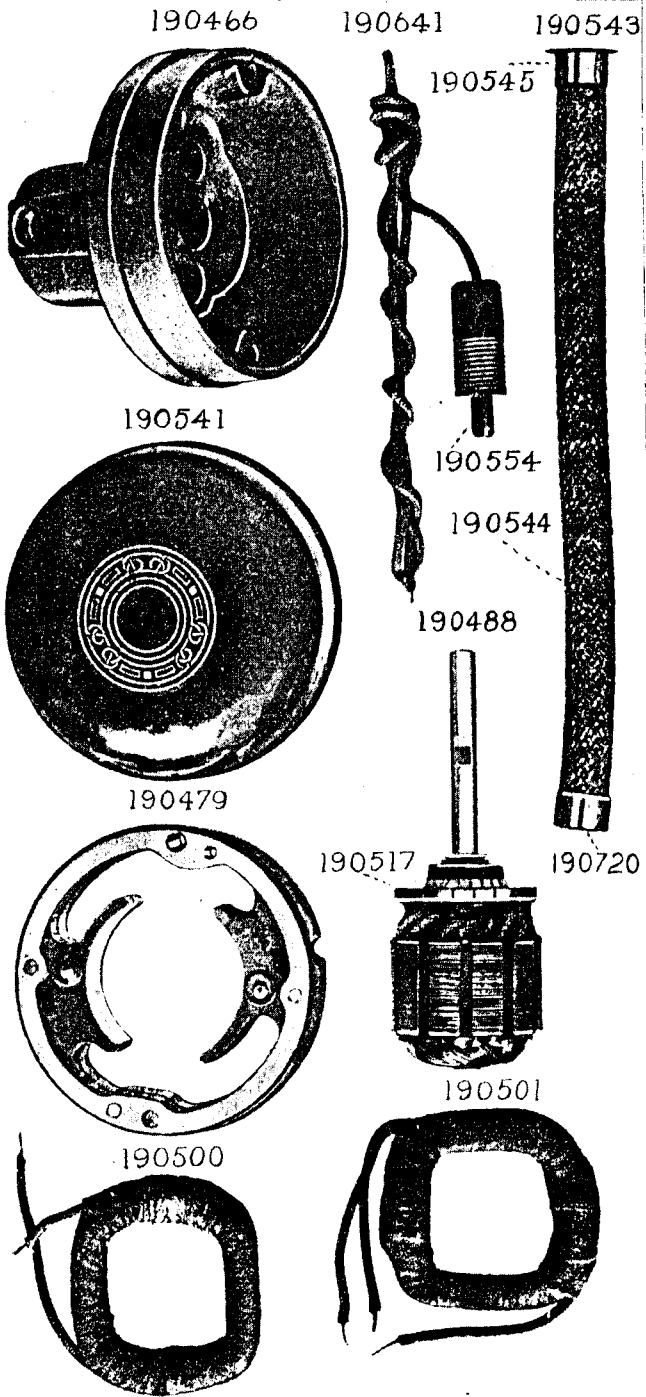


PLATE 8310—FULL SIZE


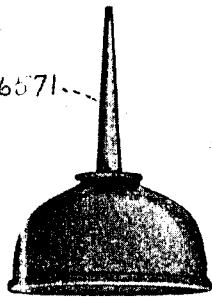


PLATE 8311—ONE-HALF SIZE

190439



36569




66628




36571

56358



28234



56347

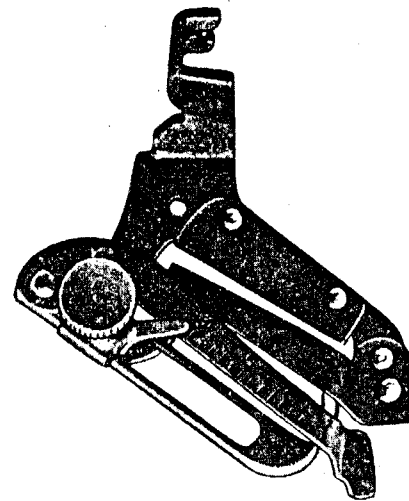


56442




PLATE 8312—FULL SIZE

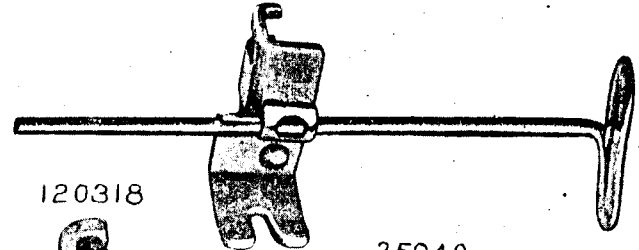
35931



36594




120319



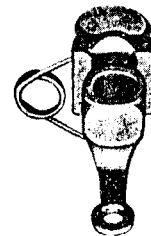
120318



35940



66649



66646



PLATE 8313—FULL SIZE

120290

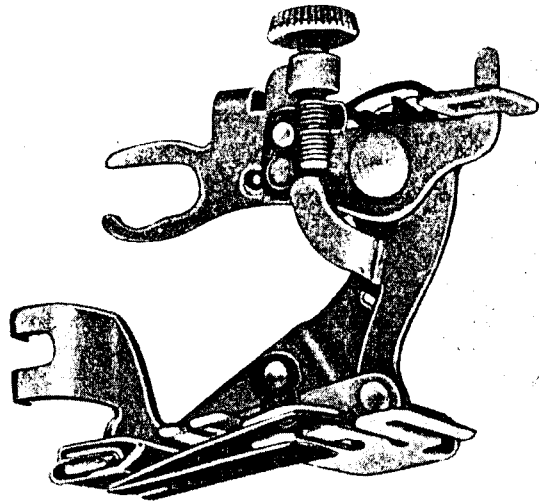


PLATE 8314—FULL SIZE




PLATE 8315—FULL SIZE

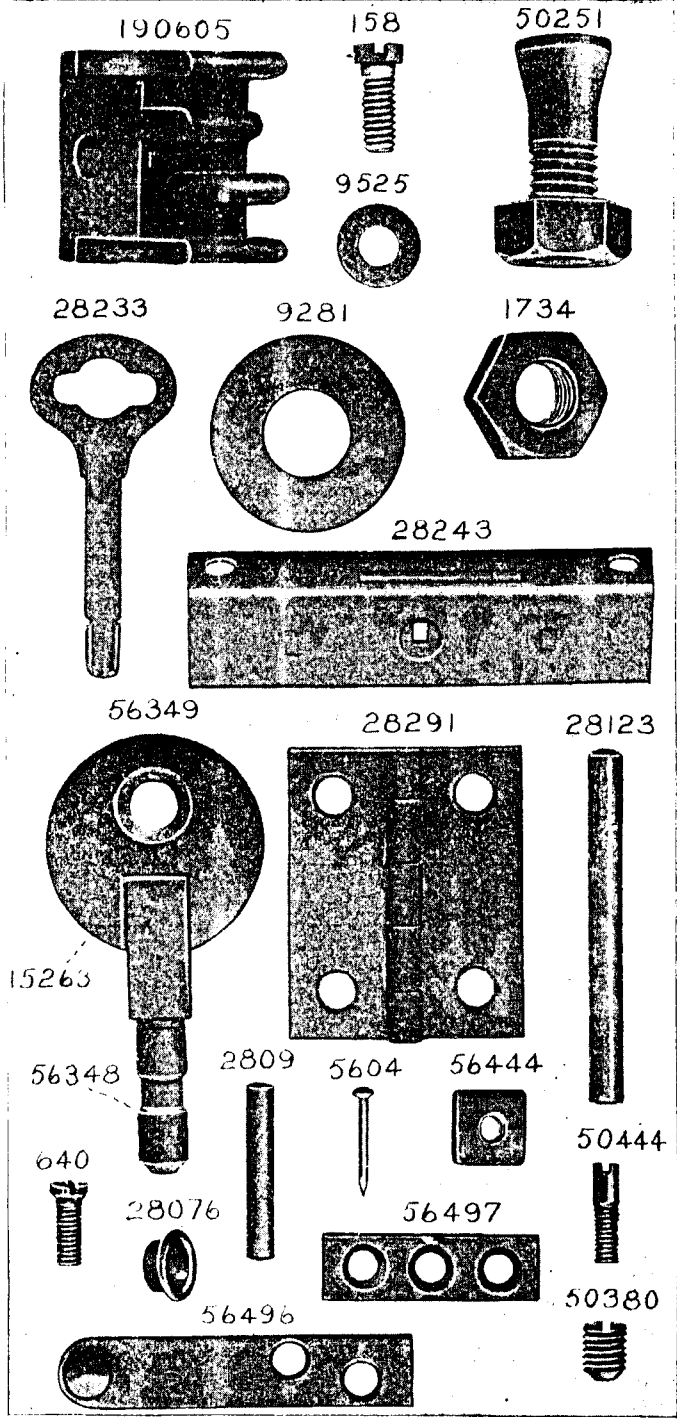


PLATE 8316—FULL SIZE




PLATE 8317—FULL SIZE

190550 190549 50520 190484 190552




PLATE 8318—ONE-HALF SIZE

190395

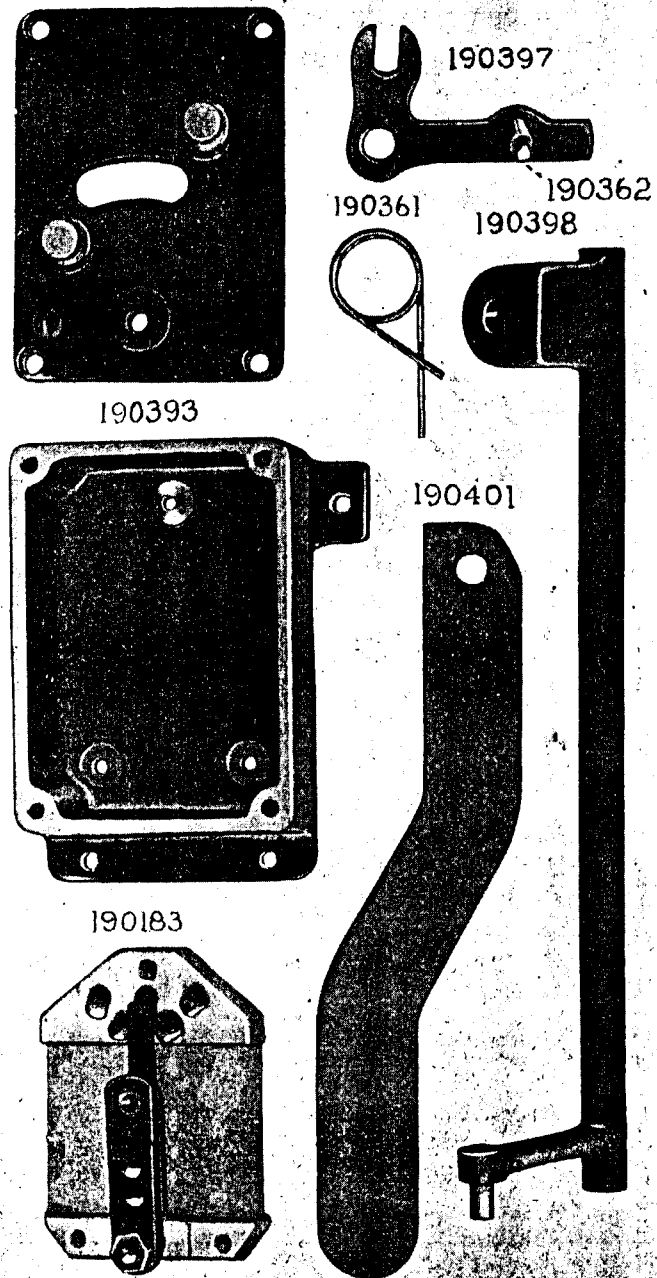



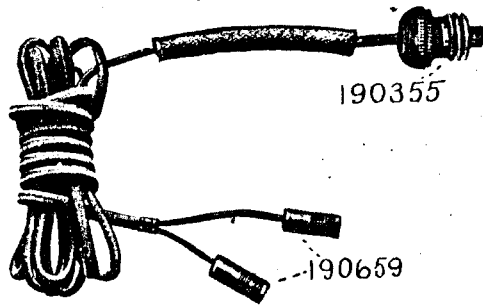
PLATE 8319—ONE-FOURTH SIZE

190724



190658

190725




190355

190659

PLATE 8320—ONE-HALF SIZE

190663




190722 190723



190658


190659

190753



190669

190690



190294

190689

190664





PLATE 8321—FULL SIZE

190739




190660



190754



190615



190616



190782



190079



190083



190668



50555



458



50560

