

Singer 44-30

Form 18988

(636)

Printed in U. S. A.

LIST OF PARTS



MACHINE No. 44-30

** A TRADE MARK OF

THE SINGER MANUFACTURING COMPANY

INSTRUCTIONS FOR OILING

To ensure easy running and prevent unnecessary wear of the parts which are in movable contact, the machine requires oiling and when in continuous use, "TYPE B" or "TYPE D" OIL, sold only by Singer Sewing Machine Company, should be applied at least twice each day to all oil holes marked "OIL", as instructed in Form 7913. "TYPE D" OIL is stainless.

Copyright, U. S. A., 1921, 1935 and 1936
by The Singer Manufacturing Co.
All Rights Reserved for all Countries

INDEX

	Page
Accessories.....	12
Ball Bearing Roller Pressers.....	21
Belt Guard.....	12
Bobbin Winders.....	13
Driving Attachment.....	14
Finger Guard.....	17
Foot Lifter Parts.....	17
Knee Lifter Parts.....	18
Machine Base.....	12
Machine No. 44-30.....	5
Numerical List of Parts.....	25
Obsolete Parts.....	22
Plain Roller Pressers.....	20
Thread Unwinder.....	22
Wrenches.....	22

INSTRUCTIONS FOR ORDERING

In ordering from this list, use **ONLY** the part **NUMBER** in the **FIRST** column.

The number stamped on a Sewing Machine Part is in every case the number of the single part only.

Every combination of parts sent out as such has its specific number, which, although not stamped on the parts, must be used when ordering the combination.

Each number always indicates the **SAME PART** in whatever list it appears, or for whatever machine.

The letters after some of the numbers indicate the style of finish only, as follows:

- A-Hardened, Polished, Nickel Plated and Buffed
- B-Polished, Nickel Plated and Buffed
- C-Hardened Only
- D-Polished Only
- E-Soft, Not Polished
- F-Hardened and Polished

F.J-Hardened, Polished and Nickel Plated

G-Bright Rumbled and Nickel Plated

H-Blue

J-Nickel Plated Only

K-Hardened and Nickel Plated

L-Brass Plated

M-Oxidized

N-Japanned, Dull

P-Japanned, Bright

R-Merlized

T-Copper Plated

T.A-Hardened, Polished, Copper and Nickel Plated and Buffed

T.B-Copper and Nickel Plated and Polished

T.J-Copper and Nickel Plated Only

T.K-Hardened, Copper and Nickel Plated

T.M-Copper Plated and Oxidized

T.L-Copper and Brass Plated

U-Zinc Plated

V-Silver Plated

W-Polished and Nickel Plated

Y-Black Nickel Plated Only

Z-Chromium Plated

Z.B-Polished, Nickel Plated, Buffed and Chromium Plated

Z.J-Nickel and Chromium Plated

These letters **MUST BE USED** when they appear in the list; and **AFTER** the number as in the list.

In this series:

1 to 1500, 50001 to 51500 and 140001 to 142000 are Screw Numbers

1501 to 1800 and 51501 to 51800 are Nut Numbers

1801 to 2000 and 51801 to 52000 are Roller Numbers

2001 to 50000 and 52001 to 140000 and 142001 to


190000 are Sewing Machine Parts, 190001 and upward

are numbers of Electrical Parts.

The figures in the second column refer only to the plates, illustrating the parts, and are **NOT TO BE USED** in ordering.

Parts marked with an asterisk (*) are furnished only when repairs are made at factory.

LIST OF PARTS COMPLETE FOR



MACHINE No. 44-30

FOR LIGHT WORK IN LEATHER. DROP FEED.
SPEED 2500 R. P. M.

No.	Plate	Name
*24533	-----	Arm with 11104, 15404 and two 15405....
8582	8387	" Dowel Pin.....
15783	8387	" Oil Tube.....
12453	8387	" " " for intermediate bearing...
12454	8387	" " " with 132590, for oiling 24099.....
24131	8387	Arm Oil Tube with 52045, for oiling 24035.....
11119	8387	Arm Oil Tube 15783 with 52045, for oiling 24068.....
52045	8387	Arm Oil Tube Packing (cotton).....
132590	8387	" " " " (wick).....
748E	8387	" Screw (back).....
868E	8387	" " (front).....
24026	22363	" Shaft.....
*11104	-----	" " Bushing (front).....
12357	22366	" " Flanged Bushing (back).....
448C	8387	" " " " " Set Screw.....
144D	8387	Arm Shaft Screw.....
12480	22366	" Side Cap.....
219D	8387	" " " Screw.....
12193	22366	" " " Cover.....

No.	Plate	Name
51224J	8387	Arm Side Cover Thumb Screw.....
12403	22366	" Spool Pin and Thread Eyelet.....
8879	22364	" " " Washer (cloth).....
24328	22383	Balance Wheel (light rim) 2 1/4 in. pul- ley, with two 448C.....
24297	22366	Balance Wheel Oil Cover.....
210D	8674	" " " " Screw.....
448C	8387	" " Set Screw.....
*24027	-----	Bed.....
24028	22366	Crank Connecting Rod with two 896C.....
896C	8387	" " " Cap Screw.....
908C	8387	" " " Hinge Screw.....
1819E	8387	" " " " Nut...
20057	-----	Face Plate.....
20058	22366	Face Plate complete, Nos. 12150, 20057 and 45720.....
190J	8387	Face Plate Screw.....
*44181	-----	" " Thread Guard (lower).....
12150	8387	" " " " " 44181 with 12152.....
12152	8387	Face Plate Thread Guard (lower) Rivet..
45720	22364	" " " " (upper) with 125373.....
125373	22364	Face Plate Thread Guard (upper) Rivet..
51224J	8387	" " Thumb Screw.....
24034	22366	Feed Bar.....
313C	8387	" " Screw Center.....
56813	-----	" " " " 313C with 1519J..
1519J	8387	" " " " Nut.....
3033	22364	" Connecting Link.....
375C	22364	" " " Hinge Screw.....
1518E	22364	" " " " Nut...
12436	22365	" Dog, 11 teeth (18 teeth to the inch) for 24443 and 24444.....
20323	22365	Feed Dog, 8 teeth (12 teeth to the inch) for 24443 and 24444.....
208E	22365	Feed Dog Screw.....
24035	22370	" and Feed Lifting Eccentric with 448C.....
448C	8387	Feed and Feed Lifting Eccentric Set Screw.....
127152	22370	Feed and Feed Lifting Eccentric Sleeve.
24037	22370	" Forked Connection.....
375C	22364	" " " Hinge Screw.....
1518E	22364	" " " " Nut..
16504	22383	" Lifting Rock Shaft.....
16588	-----	Feed Lifting Rock Shaft complete, Nos. 3093, 12376, 16504 and 16556.....
16556	22370	Feed Lifting Rock Shaft Crank (back) with 462C.....
3093	22364	Feed Lifting Rock Shaft Crank (back) Pin.....

No.	Plate	Name
462C	22377	Feed Lifting Rock Shaft Crank (back) Set Screw.....
12376	22370	Feed Lifting Rock Shaft Crank (front) with 157J and 1813.....
157J	22364	Feed Lifting Rock Shaft Crank (front) Clamping Screw.....
1813	22364	Feed Lifting Rock Shaft Crank (front) Roller and Stud.....
127156	22382	Feed Lifting Rock Shaft Crank Connect- ing Rod with two 966E.....
966E	22364	Feed Lifting Rock Shaft Crank Connect- ing Rod Cap Screw.....
375C	22364	Feed Lifting Rock Shaft Crank Connect- ing Rod Hinge Screw.....
1518E	22364	Feed Lifting Rock Shaft Crank Connect- ing Rod Hinge Screw Nut.....
307C	22364	Feed Lifting Rock Shaft Screw Center...
56814	-----	" " " " " 307C with 1513J.....
1513J	22364	Feed Lifting Rock Shaft Screw Center Nut.....
3039	22370	Feed Regulator.....
1128E	22364	" " Hinge Screw.....
818D	22364	" " Thumb Screw.....
16506	22383	" Rock Shaft.....
24376	-----	Feed Rock Shaft complete, Nos. 16506 and 29633.....
29633	22370	Feed Rock Shaft Crank with 157J.....
157J	22364	" " " Clamping Screw...
307C	22364	" " " Screw Center.....
56814	-----	" " " " " 307C with 1513J.....
1513J	22364	Feed Rock Shaft Screw Center Nut.....
25878	22366	Guide.....
284J	22364	" Thumb Screw.....
24441	22370	Needle Bar with 857C.....
24442	22370	" " Bushing with 29532.....
1133E	22364	" " Set Screw.....
*24040	22370	" " Connecting Link with 794E...
24894	-----	" " " " 24040 with 24041.....
794E	22364	Needle Bar Connecting Link Adjusting Screw.....
775E	22364	Needle Bar Connecting Link Cap Screw...
24041	22364	" " " Stud with 207E...
207E	22364	" " " Clamping Screw
24052	22370	" " Crank with 1036C, 1037C and 1065C.....
1065C	22364	Needle Bar Crank Position Screw.....
862D	22364	" " Hole Plug Screw.....
29532	22364	" " Oil Cup.....
857C	22377	" Set Screw.....

No.	Plate	Name
44222	22370	Oil Cup.....
44223	-----	" " 44222 with 44005.....
44214	22370	" " Extension.....
44005	-----	" " 44214 with 24075.....
24075	22370	" " Post.....
44006	22370	" " Packing (felt).....
44224	22370	" " Thread Retainer.....
44225	22370	Oil Cup complete, Nos. 44006, 44223 and 44224.....
*24043	22372	Oscillating Rock Shaft.....
24044	-----	Oscillating Rock Shaft complete, Nos. 4784, 12388 and 24043.....
12388	22372	Oscillating Rock Shaft Hinge Pin.....
878J	22368	" " " " Oil Hole Stop Screw.....
12459	22368	Oscillating Rock Shaft Hinge Pin Oil Hole Stop Screw Washer (leather)...
448C	8387	Oscillating Rock Shaft Hinge Pin Set Screw.....
4784	22368	Oscillating Rock Shaft Oil Pad.....
24045	22383	" Shaft.....
24046	22372	" Bushing (back).....
24047	22372	" " (front).....
62838	-----	" " Crank.....
62839	22368	Oscillating Shaft Crank complete, Nos. 462C, 1636E, 24050 and 62838.....
2269	22368	Oscillating Shaft Crank Pin.....
462C	22377	" " " Set Screw.....
19448	22368	" " " Slide Block....
226J	22368	" " " " Cap Screw.....
12424	22368	Oscillating Shaft Crank Slide Block Cap Screw Washer.....
1035C	22368	Oscillating Shaft Crank Slide Block Screw Stud.....
1636E	22368	Oscillating Shaft Crank Slide Block Screw Stud Nut.....
24050	22368	Oscillating Shaft Crank Slide Block complete, Nos. 226J, 1035C, 12424 and 19448.....
12391	22372	Presser Bar (hollow).....
20059	22371	" " Guide Bracket with 453C....
453C	22368	" " " Set Screw....
52016	22371	" " Lifter.....
689C	22368	" " " Screw.....
1520E	22368	" " " Nut.....
12327	22371	" " Lifting and Releasing Lever Bracket.....
11187	22372	Presser Bar Spring (light) .051 wire...
Note: No. 11187 is sent with this Machine unless another Spring is specified on order.		
12139	22372	Presser Bar Spring (medium) .055 wire..

No.	Plate	Name
20023	22372	Presser Bar Spring (heavy) .063 wire...
11170	22368	" " " Washer.....
12143	22368	" Foot.....
190J	8387	" " Screw.....
688J	22371	Pressure Regulating Thumb Screw.....
1957	-----	Roller, 1 1/4 in. diam., 9/64 in. face, coarse, with Nos. 386D and 1528J, for 24455.....
12257	22373	Roller Arm.....
440F	22373	" " Adjusting Screw.....
1547J	22373	" " " " Nut.....
46037	22373	" " Bracket.....
316F	22373	" " " Screw Center.....
15444	-----	" " " " " 316F with 1547J.....
1547J	22373	Roller Arm Bracket Screw Center Nut....
2205	22373	" " Lock Spring.....
176D	22373	" " " " Screw.....
1549J	22373	" " " " " Nut.....
24455	22373	Roller Presser complete, 1 1/4 in. coarse roller, Nos. 176D, 440F, 1547J, 1549J, 1957, 2205, 12257, 46037 and two 15444
Note: No. 24455 is sent with this Machine unless another Roller Presser is specified on order.		
190J	8387	Roller Presser Screw.....
386D	22373	" Screw.....
1528J	22373	" " Nut.....
24051	22367	Shuttle Bobbin.....
62780	-----	" " Case.....
15140	22367	" " " Latch.....
2973	22367	" " " " Lever.....
2974	22367	" " " " " Fulcrum Pin.....
2975	22367	Shuttle Bobbin Case Latch Spring.....
592E	22367	" " " " Stop Screw...
15141	22367	" " " " Hinge, Nos. 2973, 2974 and 15140.....
*24055	-----	Shuttle Bobbin Case Position Finger....
2523	22367	" " " " " Rivet
24412	22371	" " " " " Plate.....
391J	22367	" " " " " Screw
62781	22367	" " " Tension Spring....
62782	22367	Shuttle Bobbin Case complete, Nos. 591F 592E, 2523, 2975, 15141, 24055, 62780 and 62781.....
24057	22367	Shuttle Body.....
591F	22367	" Tension Regulating Screw.....
24059	22367	" 1 11/16 in. diam., Nos. 24051, 24057 and 62782.....
*24456	-----	Shuttle Driver with 462C.....
24457	22371	" " " two 462C.....
2269	22368	" " Pin.....

No.	Plate	Name
462C	22377	Shuttle Driver Set Screw.....
24062	22371	" Race Back.....
2532	22367	" " " Position Pin.....
2533	22371	" " " Spring.....
907D	22367	" " " Screw.....
24437	-----	" " Body.....
62510	-----	" " " 24437 with 24064 and two 1053D.....
62519	-----	Shuttle Race Body 62510 with two 2532..
24064	22371	" " Cap.....
1053D	22367	" " " Screw.....
24438	22371	Shuttle Race complete, Nos. 907D,2533, 24062,24412,62519 and two 391J.....
145D	22367	Shuttle Race Screw.....
12431	-----	" " Slide.....
12432	22371	Shuttle Race Slide complete, Nos. 4307, 12431 and two 725E.....
4307	22371	Shuttle Race Slide Spring.....
725E	22377	" " " Screw.....
20060	22371	Slack Thread Regulator.....
225F	22368	" " " Adjusting Screw..
2102	3471	Tension Disc.....
1560C	22368	" Regulating Thumb Nut.....
32572	22368	" Releasing Disc.....
43944	22371	" " Lever.....
12398	22368	" " " Hinge Pin.....
12329	22368	" " " Spring.....
32574	22368	" " Pin.....
50327C	22368	" Screw Stud.....
44141	-----	" " 50327C with 1560C...
8238	22368	" Spring.....
24984	-----	Tension complete, Nos. 7336,8238,24071, 32572,32574,44141 and two 2102.....
62847	22369	Thread Guard (side of arm).....
52454	22369	" Retainer.....
624C	22369	" " Set Screw.....
24097	22369	" Take-up Crank.....
1037C	22369	" " Position Screw....
1038C	22369	" " " Set Screw.....
24068	22371	" " Lever.....
12166	22369	" " " Hinge Pin.....
24099	22371	" " " Link.....
11204	22371	" " " " Hinge Pin....
435C	22369	" " " " " Set Screw.....
24070	-----	Thread Take-up Lever complete, Nos. 12166 24068 and 24099.....
24071	22369	Thread Take-up Spring.....
7336	22369	" " " Regulator.....
448C	8387	" " " Set Screw
24443	22365	Throat Plate, small oblong needle hole, for 12436 and 20323.....

No.	Plate	Name
24444	22365	Throat Plate, large oblong needle hole, for 12436 and 20323.....
691F	22365	Throat Plate Screw.....
*15404	-----	Trade Mark.....
15405	-----	" " Rivet.....
24079	8407	Drip Pan.....

SINGER Needles should be used
in SINGER Machines.
These Needles and their Containers
are marked with the
Company's Trade Mark "SIMANCO.***" 1

Needles in Containers marked
"FOR SINGER MACHINES"
are NOT **SINGER** made needles. 2

MACHINE BASE

No.	Plate	Name
24106	8399	Bed Frame Cushion (felt).....
158E	8399	" " " Screw.....
24107	8399	" " Hinge Connection.....
9261	8399	" " " Pin.....
970D	8399	" " Thumb Screw.....
24108	8408	Bed Frame complete, Nos. 970D, two each 9261, 24107, four each 158E, 24106 and six wood screws 1 1/4 in. No. 12...
24908	8407	Drip Pan with two wood screws 1/2 in. No. 5 R.H.B., for 24108.....

ACCESSORIES

No.	Plate	Name
51075E	8399	Machine Hinge Bolt with 51581E.....
51581E	22369	" " " Nut.....
6055	8399	" " " Washer.....
12361	8399	" " Connection.....
44139	8399	" " Plate.....
44140	-----	Machine Hinge complete, Nos. 12361, 44139 and wood screw 1 1/4 in. No. 14....
44180	-----	Machine Hinge complete, Nos. 6055, 12361 44139 and 51075E.....
12405	8399	Machine Rest (felt).....
41400	22372	" " Pin (wood) 3 1/8 in. long.
120342	22372	Oiler (copper plated) with 120343.....
120343	22372	" Spout, 3 1/2 in. long.....
26026	22372	Screw Driver (machine).....
26485	22372	" " (shuttle tension).....

BELT GUARD

No.	Plate	Name
41929	8408	Belt Guard.....
841E	8399	" " Button.....
8419	8399	" " " Washer (leather).....
8420	-----	" " " 841E with 8419 and wood screw 1 1/4 in. No. 9 R.H.B....
41930	8399	Belt Guard Hinge.....
41931	-----	Belt Guard complete, Nos. 8420, 41929, two 41930 and four wood screws 3/4 in. No. 9.....

BOBBIN WINDERS

BOBBIN WINDER

(SWINGING AUTOMATIC, RIGHT HAND)

FOR 24051

FOR POWER TABLE

No.	Plate	Name
225433	8406	Bobbin Winder and Tension Bracket Base.
225453	22378	Frame with 202277 and 225438.....
225454	3471	" Hinge Pin.....
202277	3471	" Oil Packing (wick).....
225438	3471	" " Well Cap.....
225455	3471	" Spring.....
225456	3471	" Plunger.....
202473	8406	Pulley with 200380C.....
200380C	3471	" Set Screw.....
225381	22378	Spindle.....
225444	3471	Stop Latch.....
200056E	3471	" " Screw.....
225458	3471	" " Thumb Lever.....
225459	3471	" " " Hinge Stud.....
225459	3471	" " " Joint Stud.....
202478	3471	" " Trip Lever.....
200299H	3471	" " " Hinge Screw.....
225461	3471	Tension Bracket with 201499B.....
200082D	3471	" " Screw.....
228026	22377	" " " Washer.....
2102	3471	" Disc.....
202407	3471	" Spring.....
201499B	3471	" Stud.....
201572B	3471	" " Thumb Nut.....
225462	-----	Tension Bracket complete, Nos. 201572B, 202407, 225461 and two 2102.....
225382	8406	Bobbin Winder (swinging automatic, right hand) complete, Nos. 200056E, 200082D, 200299H, 202473, 202478, 225381, 225433 225444, 225453 to 225456, 225458, 225462, 228026, two each 225459 and wood screws 3/4 in. No. 12 R.H.B....

BOBBIN WINDER

(SWINGING AUTOMATIC, RIGHT HAND)

FOR 24051

FOR STAND

No.	Plate	Name
27540	22378	Base.....
15072	22369	Bobbin Position Pin.....

BOBBIN WINDER

No.	Plate	Name
27302	22378	Frame.....
50356D	22369	" Hinge Screw.....
1620J	22369	" " " Nut.....
27303	22369	" Spring.....
27541	22378	Pulley.....
*27849	-----	Spindle.....
27538	22378	" 27849 with 15072,27850 and 41828
*27850	-----	" Collar.....
41828	22369	" " Pin.....
27306	22378	Spool Pin.....
27307	22378	" Stand.....
27308	22378	Spool Stand complete, Nos.418E,1562J, 2106,10141,11241,27306,27307, two each 2455 and wood screws 1 in. No. 10.....
11241	22378	Spool Washer (cloth).....
27699	22378	Stop Latch.....
35D	22369	" " Hinge Screw.....
2455	22369	Tension Disc.....
1562J	22369	" Regulating Thumb Nut.....
418E	22369	" Screw Stud.....
10141	22369	" Spring.....
2106	22369	" Thread Guide.....
41548	22378	Bobbin Winder,Nos.35D,1620J,27302,27303, 27538,27540,27541,27699,50356D and two wood screws 1 in. No. 7..
41549	-----	Bobbin Winder (swinging automatic,right hand) complete, Nos. 27308and 41548

DRIVING ATTACHMENT

No.	Plate	Name
16592	22383	Balance Wheel (friction) with 7958, 16524 and two 435C.....
16524	-----	Balance Wheel (friction) Ring (leather)
7958	8674	" " " " Stop Pin.
24355	22379	" " Oil Cover.....
210D	8674	" " " " Screw.....
435C	22369	" " Set Screw.....
15072	22369	Bobbin Position Pin.....
16514	22379	" Winder Frame.....
32D	22377	" " " Hinge Screw.....
16515	22379	Bobbin Winder Frame complete,Nos.333D, 5960,5961,5963,15077 and 16514.....
5960	22379	Bobbin Winder Friction Wheel (leather).
5961	22379	" " " " Washer....
333D	22377	" " " " Screw
15077	22379	" " Spindle with 15072.....
5963	22379	" " " Flange.....

DRIVING ATTACHMENT

No.	Plate	Name
27306	22378	Bobbin Winder Spool Pin.....
27307	22378	" " " Stand.....
27308	22378	Bobbin Winder Spool Stand complete,Nos. 418E,1562J,2106,10141,11241,27306, 27307 and two each 2455 and wood screws 1 in. No. 10.....
11241	22378	Bobbin Winder Spool Washer (cloth).....
12170	22379	" " Spring.....
180F	22377	" " " Screw.....
19258	22379	" " Stop Latch with 152F and 1550J.....
152F	8674	Bobbin Winder Stop Latch Adjusting Screw.....
1550J	22377	Bobbin Winder Stop Latch Adjusting Screw Nut.....
75D	8674	Bobbin Winder Stop Latch Hinge Screw...
27303	22369	" " " " Spring.....
2269	22368	" " " " Stop Pin.....
2455	22369	" " Tension Disc.....
1562J	22369	" " " Regulating Thumb Nut.....
418E	22369	Bobbin Winder Tension Screw Stud.....
10141	22369	" " " Spring.....
2106	22369	" " " Thread Guide.....
16530	22379	Bracket.....
692D	22379	" Screw.....
16528	22384	Drip Pan with four 1 in. wire nails....
16518	22384	Driving Arm with 2269,2928 and two 15132.....
2928	8674	Driving Arm Brake (leather).....
15132	8674	" " " Rivet.....
12178	8674	" " Friction Plug (wood).....
427E	8674	" " " Adjusting Screw.....
1508C	8674	Driving Arm Friction Plug Adjusting Screw Nut.....
693D	22379	Driving Arm Hinge Screw.....
1579C	22379	" " " " Nut.....
16519	22384	" " Pitman.....
16520	22379	" " " Crank with 803C and 1520E.....
803C	22377	Driving Arm Pitman Crank Adjusting Screw.....
1520E	22368	Driving Arm Pitman Crank Adjusting Screw Nut.....
2022	8674	Driving Arm Pitman Crank Pin.....
16521	22379	" " " " Spring.....
24528	22379	" " " " Adjusting Collar with three 448C.....
448C	8387	Driving Arm Pitman Crank Spring Adjust- ing Collar Set Screw.....
65D	8674	Driving Arm Pitman Hinge Screw.....

DRIVING ATTACHMENT

No.	Plate	Name
19260	-----	Driving Arm complete, Nos. 32D, 75D, 180F, 427E, 693D, 1508C, 1579C, 12170, 12178, 16515, 16518, 16530, 19258 and 27303..
16594	22383	Driving Friction Pulley, 25/16 in. diam. with 861D and 10236.....
10236	8674	Driving Friction Pulley Center Bearing.
861D	22377	" " " Oil Hole Plug Screw.....
27072	8443	Shaft Driving Pulley (sectional, grooved) 12 in. diam., 1 3/16 in. bore, with two 597C.....
597C	8674	Shaft Driving Pulley Clamping Screw....
12189	22380	Starting Crank.....
2022	8674	" " Pin.....
16525	22380	" " Shaft.....
24529	22380	" " " Bracket with 24528.
130D	22377	" " " Screw.....
24530	-----	Starting Crank Shaft Bracket complete, Nos. 12189, 16520, 16521, 16525, 24529 and two 2022.....
126036	8443	Treadle.....
126205	22380	" Bracket (left).....
126206	-----	Treadle Bracket (left) complete, Nos. 23258, 126205, 126207, 126208 and two wood screws 1 in. No. 14.....
126207	22380	Treadle Bracket (left) Hook.....
23258	8674	" " " Friction Washer.....
126208	8674	Treadle Bracket (left) Hook Rivet.....
46681	22380	" " (right).....
60502	-----	" " " 46681 with two wood screws 1 in. No. 14.....
27637	22384	Treadle Pitman Rod (lower).....
150208	22378	" " " " Spring.....
6055	8399	" " " " Washer.
14081	22384	" " " (upper).....
80223	22384	" " " Clamp with 361C.....
361C	8674	" " " Screw.....
14233	22384	Treadle Pitman complete, Nos. 2762, 6055, 14081, 27637, 80223 and 150208.....
126209	-----	Treadle complete, Nos. 60502, 126036 and 126206.....
126213	-----	Treadle Pitman complete, Nos. 14233 and 126209.....
2762	8404	Treadle Stop Collar with 362C.....
362C	8674	" " " Set Screw.....
24073	-----	Driving Attachment with Bobbin Winder and Treadle complete, Nos. 210D, 692D, 16519, 16592, 16594, 19260, 24355, 24530, 27072, 27308, 126213, two 65D and three 130D.....

FINGER GUARD

No.	Plate	Name
120857	22378	Finger Guard
120858	22378	" " Holder with 50302J.....
50302J	22369	" " " Set Screw.....
236J	22377	" " " Screw.....
120860	22378	Finger Guard complete, Nos. 120857, 120858 and two 236J.....

FOOT LIFTER PARTS

No.	Plate	Name
5596	8404	Bell Crank.....
56848	-----	" " 5596 with 5599 and 5601.....
5599	8404	" " Bracket.....
178E	22377	" " " Screw.....
5601	8404	" " Hinge Pin.....
5735	8404	" " Spring.....
5595	8404	Bell Crank complete, Nos. 5735 and 56848
5670	-----	Chain, length 26 in. to 35 in. with 56864 and 56865.....

Note: When ordering No. 5670, state length required.

4879	8404	Chain Connecting Link.....
56864	8404	" Hook (large).....
56865	8404	" " (small).....
16510	8404	Lifting Lever with 448C.....
12415	8404	" " Connecting Rod.....
12416	8404	" " " " Joint.....
76D	22377	" " " " Hinge Screw.....
1521E	22377	Lifting Lever Connecting Rod Lock Nut..
802D	8404	" " Hinge Screw.....
12241	8404	" " Link.....
766D	22377	" " " Hinge Screw.....
12240	8404	" " Pin.....
448C	8387	" " " Set Screw.....
2763	8406	Rock Shaft.....
12242	9404	" " Hanger with two wood screws 1 in. No. 10.....
6337	9408	Rock Shaft Lifting Bracket with two 356C.....
12243	8406	Rock Shaft Lifting Bracket Hook for 5598.....
7125	8406	Rock Shaft Lifting Bracket Hook for 5670.....

FOOT LIFTER PARTS

No.	Plate	Name
356C	22377	Rock Shaft Lifting Bracket Hook Set Screw.....
356C	22377	Rock Shaft Lifting Bracket Set Screw...
2770	8406	" " Stop Dog with 356C.....
356C	22377	" " " " Set Screw.....
4880	8406	Rock Shaft complete, Nos. 2763, 2770, 7125, 12243, two each 6337 and 12242.....
4881	8406	Treadle.....
4882	8404	" Shaft.....
4883	8404	" Spring.....
4884	8406	" Stand.....
4885	8406	Treadle complete, Nos. 4879, 4881 to 4884 and two wood screws 1 in. No. 18
19331	-----	Foot Lifter complete, Nos. 76D, 768D, 802D 1521E, 4880, 4885, 5598, 5670, 12240, 12241, 12415, 12416, 16510 and two 178E.....

KNEE LIFTER PARTS

No.	Plate	Name
5596	8404	Bell Crank.....
56848	-----	" " 5596 with 5599 and 5601.....
5599	8404	" " Bracket.....
178E	22377	" " " Screw.....
5601	8404	" " Hinge Pin.....
5735	8404	" " Spring.....
5598	8404	Bell Crank complete, Nos. 5735 and 56848
16510	8404	Lifting Lever with 448C.....
12415	8404	" " Connecting Rod.....
12416	8404	" " " " Joint.....
76D	22377	" " " " " Hinge Screw.....
1521E	22377	Lifting Lever Connecting Rod Lock Nut..
802D	8404	" " Hinge Screw.....
12241	8404	" " Link.....
766D	22377	" " " Hinge Screw.....
12240	8404	" " Pin.....
448C	8387	" " " Set Screw.....
2759	8404	" Rod with 2761.....
2761	8404	" " Cap (washer).....
2762	8404	" " Collar with 362C.....
362C	8674	" " " Set Screw.....
2760	-----	" " 2759 with 2762.....
2763	8406	Rock Shaft.....
12242	8404	" " Hanger with two wood screws 1 in. No. 10.....
2765	8406	Rock Shaft Knee Arm for 2768.....
6335	22383	" " " " " 6336.....

KNEE LIFTER PARTS

No.	Plate	Name
2766	8406	Rock Shaft Knee Arm Hub with 356C.....
356C	22377	" " " " " Set Screw.....
2768	-----	Rock Shaft Knee Arm complete for 2777, Nos. 2765 to 2767.....
6336	-----	Rock Shaft Knee Arm complete for 19168, Nos. 2766, 2767 and 6335.....
2767	8406	Rock Shaft Knee Plate with 356C.....
356C	22377	" " " " Set Screw.....
2769	8404	" " Lifting Arm with 356C.....
356C	22377	" " " " Set Screw.....
6337	8406	" " " Bracket with two 356C.....
2778	8406	Rock Shaft Lifting Bracket Hook.....
356C	22377	" " " " " Set Screw
356C	22377	" " " " " Set Screw...
2770	8406	" " Stop Dog with 356C.....
356C	22377	" " " " " Set Screw.....
2777	8406	Rock Shaft complete, Nos. 2763, 2768, 2770 2778, 6337 and two 12242, for 16512.
19168	-----	Rock Shaft complete for 24161, Nos. 2760, 2763, 2769, 6336, two each 2770 and 12242.....
16512	-----	Knee Lifter complete (power table) Nos. 76D, 766D, 802D, 1521E, 2777, 5598, 12240 12241, 12415, 12416, 16510 and two 178E.....
24161	-----	Knee Lifter complete (bench stand) Nos. 76D, 766D, 802D, 1521E, 5598, 12240, 12241, 12415, 12416, 16510, 19168 and two 178E.....

SINGER Needles should be used
in SINGER Machines.
These Needles and their Containers
are marked with the
Company's Trade Mark "SIMANCO.***" 1

Needles in Containers marked
"FOR SINGER MACHINES"
are NOT **SINGER** made needles. 2

PLAIN ROLLER PRESSERS

Diameter of Roller	9/16"	9/16"	9/16"	7/8"	7/8"	1 1/4"	1 1/4"	1 1/4"	1 1/4"
Face of Roller	9/64"	3/16"	3/16"	3/16"	3/16"	9/64"	9/64"	3/16"	3/16"
Knurl of Roller	coarse	coarse	fine	coarse	fine	coarse	coarse	coarse	fine
Roller	1867	1893	1894	1895	1896	1839	1911	1897	1898
Roller Arm	12255	12255	12255	12256	12256	12257	12257	12257	12257
Roller Arm Adjusting Screw	440F	440F	440F	440F	440F	440F	440F	440F	440F
Roller Arm Adjusting Screw Nut	1547J	1547J	1547J	1547J	1547J	1547J	1547J	1547J	1547J
Roller Arm Bracket	2206	2206	2206	2206	2206	46037	46037	46037	46037
Roller Arm Bracket Screw Center	316F	316F	316F	316F	316F	316F	316F	316F	316F
Roller Arm Bracket Screw Center 316F with 1547J	15444	15444	15444	15444	15444	15444	15444	15444	15444
Roller Arm Bracket Screw Center Nut	1547J	1547J	1547J	1547J	1547J	1547J	1547J	1547J	1547J
Roller Arm Lock Spring	2205	2205	2205	2205	2205	2205	2205	2205	2205
Roller Arm Lock Spring Screw	176D	176D	176D	176D	176D	176D	176D	176D	176D
Roller Arm Lock Spring Screw Nut	1549J	1549J	1549J	1549J	1549J	1549J	1549J	1549J	1549J
Roller Screw	388D	388D	388D	652D	652D	386D	386D	386D	386D
Roller Screw Nut	1528J	1528J	1528J	1528J	1528J	1528J	1528J	1528J	1528J
Roller Presser complete	62744	12262	12263	12264	12265	44155	62622	12266	12267

BALL BEARING ROLLER PRESSERS

Diameter of Roller	7/8"	7/8"	7/8"	7/8"	1 1/4"
Face of Roller	1/8"	1/8"	9/64"	3/16"	1/8"
Knurl of Roller	coarse	fine	coarse	coarse	coarse
Roller	51900	51901	51902	51898	51830
Roller Ball	206417	206417	206417	206417	16232
Roller Ball Retaining Nut	201699	201699	201699	201699	1766C
Roller Arm	62856	62856	62897	62856	62709
Roller Arm Adjusting Screw	440F	440F	440F	440F	440F
Roller Arm Adjusting Screw Nut	1547J	1547J	1547J	1547J	1547J
Roller Arm Bracket	2206	2206	2206	2206	46037
Roller Arm Bracket Screw Center	316F	316F	316F	316F	316F
Roller Arm Bracket Screw Center 316F with 1547J	15444	15444	15444	15444	15444
Roller Arm Bracket Screw Center Nut	1547J	1547J	1547J	1547J	1547J
Roller Arm Lock Spring	2205	2205	2205	2205	2205
Roller Arm Lock Spring Screw	176D	176D	176D	176D	176D
Roller Arm Lock Spring Screw Nut	1549J	1549J	1549J	1549J	1549J
Roller Screw	350104	350104	350104	350104	50553C
Roller Screw Nut	1528J	1528J	1528J	1528J	1528J
Roller Presser Ball Bearing complete	62864	62865	62866	62862	62710

THREAD UNWINDER

FOR ONE LARGE SPOOL OR ONE LARGE CONE OF THREAD

No.	Plate	Name
225259	8405	Spool Rest with 201018C.....
150203	8405	" " Cushion (felt).....
225388	8405	" " Rod.....
200383C	22377	" " Set Screw.....
201018C	22377	" " Set Screw.....
202490	8405	" Stand with 200383C.....
225391	8405	Thread Guide.....
201696J	22377	" " Lock Nut.....
225326	22377	" " Position Cup.....
225324	8405	" " Rod with 208E and 225322..
208E	22365	" " Screw.....
225322	22377	" " Washer.....
225260	8405	Thread Unwinder complete, Nos. 150203, 201696J, 202490, 225259, 225324, 225326 225388, 225391 and three wood screws 7/8 in. No. 12.....
27739	8405	Thread Cone (wood) for large cones....
225390	8405	" " Holder for inverted cones..

Note: Nos. 27739 and 225390 are used with, but not included in 225260.

WRENCHES

No.	Plate	Name
4622	22360	Wrench for 1521, 1528, 1547 and 1549.....
8908	22380	" " 1519, 1520 and 1620.....
8909	22380	" " 1513, 1518 and 51581.....
19221	22380	" " 1619.....
22003	22380	" " 1550.....

OBSOLETE PARTS

No.	Plate	Name
29599	-----	Arm Oil Tube Packing (felt) use 52045..
286D	22361	" Side Cover Thumb Screw, use 51224J.
11241	22378	" Spool Pin Washer (cloth) use 8879..
27636	-----	Driving Attachment Treadle, for 27642..
9082	22381	" " Bearing Cotter Pin, for 27642.....
27638	22382	Driving Attachment Treadle Pitman Rod (lower) Spring, for 15130.....

No.	Plate	Name
2877	22384	Driving Attachment Treadle Pitman Rod (upper) for 15130.....
9079	22381	Driving Attachment Treadle Pitman Rod Clamp with 354C, use 80223.....
354C	22381	Driving Attachment Treadle Pitman Rod Clamp Screw for 9079.....
15130	22384	Driving Attachment Treadle Pitman com- plete for 15131, Nos. 2762, 2877, 6055 27637, 27638 and 80223.....
2878	8443	Driving Attachment Treadle Stand, for 27642.....
27642	-----	Driving Attachment Treadle complete for 14234 and 15131, Nos. 2878, 9082, 27638 and four wood screws 1 in. No. 16..
15131	-----	Driving Attachment Treadle and Pitman complete, Nos. 15130 and 27642, use 126213.....
14234	-----	Driving Attachment Treadle and Pitman complete, Nos. 14233 and 27642, use 126213.....
2827	8387	Face Plate Thread Guard (upper) with 8505, use 45720.....
8505	8387	Face Plate Thread Guard (upper) Rivet, for 2827.....
2049	22377	Feed Lifting Rock Shaft Crank (back) Pin, use 3093.....
12430	22382	Feed Lifting Rock Shaft Crank Connect- ing Rod with two 966E, use 127156..
24038	22382	Needle Bar with 857C, use 24441.....
858C	22381	" " Crank Set Screw.....
44004	22382	Oil Cup for 44007.....
44007	22382	Oil Cup complete, Nos. 44004 to 44006, use 44225.....
24048	-----	Oscillating Shaft Crank for 24049.....
24049	-----	Oscillating Shaft Crank complete, Nos. 462C, 1636E, 24048 and 24050, use 62839.....
229D	22381	Oscillating Shaft Crank Slide Block Cap Screw, use 226J.....
2062	22382	Presser Bar Lifter, use 52016.....
51844	-----	Roller, 7/8 in. diam., 1/8 in. face, coarse, for 51845.....
51847	-----	Roller, 7/8 in. diam., 1/8 in. face, fine, for 51848.....
51858	-----	Roller, 7/8 in. diam., 9/64 in. face, coarse, for 51859.....
51836	-----	Roller, 7/8 in. diam., 3/16 in. face, coarse, for 51837.....
51845	22361	Roller, 7/8 in. diam., 1/8 in. face, coarse, (ball bearing) complete for 62727, Nos. 1528J, 1766C, 50553C, 51844 and twenty-four 16232.....

OBSOLETE PARTS

No.	Plate	Name
51848	-----	Roller, 7/8 in. diam., 1/8 in. face, fine (ball bearing) complete, for 62743, Nos. 1528J, 1786C, 50553C, 51847 and twenty-four 18232.....
51859	-----	Roller, 7/8 in. diam., 9/64 in. face, coarse (ball bearing) complete for 62771, Nos. 1528J, 1786C, 50553C, 51858 and twenty-four 18232.....
51837	-----	Roller, 7/8 in. diam., 3/16 in. face, coarse (ball bearing) complete for 62725, Nos. 1528J, 1786C, 50553C, 51838 and twenty-four 18232.....
62724	22381	Roller Arm for 62725, 62727, 62743 and 62771.....
62605	22381	Roller Presser complete, 1 1/4 in. fine roller, Nos. 178D, 440F, 1547J, 1549J, 1898, 2205, 12257, 46037 and two 15444 use 12267.....
62725	22381	Roller Presser (ball bearing) complete, 7/8 in. coarse roller, Nos. 178D, 440F, 1547J, 1549J, 2205, 2206, 51837, 62724 and two 15444, use 62862.....
62727	-----	Roller Presser (ball bearing) complete, 7/8 in. coarse roller, Nos. 178D, 440F, 1547J, 1549J, 2205, 2206, 51845, 62724 and two 15444, use 62864.....
62771	-----	Roller Presser (ball bearing) complete, 7/8 in. coarse roller, Nos. 178D, 440F, 1547J, 1549J, 2205, 2206, 51859, 62724 and two 15444, use 62866.....
62743	-----	Roller Presser (ball bearing) complete, 7/8 in. fine roller, Nos. 178D, 440F, 1547J, 1549J, 2205, 2206, 51848, 62724 and two 15444, use 62865.....
24056	-----	Shuttle Bobbin Case complete, Nos. 591F, 592E, 2523, 2975, 15141, 24055 and 24058, use 62782.....
24058	22381	Shuttle Tension Spring for 24056.....
24078	22381	Thread Guard (side of arm) use 62847....
50429C	22381	" Retainer Set Screw, use 624C....

NUMERICAL LIST OF PARTS

No.	Plate	Name
32D	22377	Bobbin Winder Frame Hinge Screw, for 19260.....
35D	22369	Bobbin Winder Stop Latch Hinge Screw, for 41548.....
65D	8674	Driving Arm Pitman Hinge Screw, for 24073.....
75D	8674	Bobbin Winder Stop Latch Hinge Screw, for 19260.....
76D	22377	Lifting Lever Connecting Rod Joint Hinge Screw, for 16512, 19331 and 24181.....
130D	22377	Driving Attachment Starting Crank Shaft Bracket Screw, for 24073.....
144D	8387	Arm Shaft Screw.....
145D	22367	Shuttle Race Screw.....
152F	8674	Bobbin Winder Stop Latch Adjusting Screw, for 19258.....
157J	22364	Feed Lifting Rock Shaft Crank (front) Clamping Screw, for 12376.....
157J	22364	Feed Rock Shaft Crank Clamping Screw, for 29633.....
158E	8399	Bed Frame Cushion Screw, for 24108.....
178D	22373	Roller Arm Lock Spring Screw, for 12262, 12263, 12264, 12265, 12266, 12267, 24455, 44155, 62605, 62622, 62710, 62725, 62727, 62743, 62744, 62771, 62862, 62864, 62865 and 62866.....
178E	22377	Bell Crank Bracket Screw, for 16512, 19331 and 24181.....
180F	22377	Bobbin Winder Spring Screw, for 19260..
190J	8387	Face Plate Screw.....
190J	8387	Presser Foot Screw.....
190J	8387	Roller Presser Screw.....
207E	22364	Needle Bar Connecting Stud Clamping Screw, for 24041.....
208E	22365	Feed Dog Screw.....
208E	22365	Thread Unwinder Thread Guide Rod Screw, for 225324.....
210D	8674	Balance Wheel Oil Cover Screw.....
210D	8674	Driving Attachment Balance Wheel Oil Cover Screw, for 24073.....
219D	8387	Arm Side Cap Screw.....
225F	22368	Slack Thread Regulator Adjusting Screw.
226J	22368	Oscillating Shaft Crank Slide Block Cap Screw, for 24050.....
229D	22381	Oscillating Shaft Crank Slide Block Cap Screw, obsolete, use 226J.....
236J	22377	Finger Guard Screw, for 120860.....

NUMERICAL LIST OF PARTS

No.	Plate	Name
284J	22364	Guide Thumb Screw.....
286D	22381	Arm Side Cover Thumb Screw, obsolete, use 51224J.....
307C	22364	Feed Lifting Rock Shaft Screw Center, for 56814.....
307C	22364	Feed Rock Shaft Screw Center, for 56814
313C	8387	" Bar Screw Center, for 56813.....
316F	22373	Roller Arm Bracket Screw Center, for 15444.....
333D	22377	Bobbin Winder Friction Wheel Washer Screw, for 16515.....
354C	22381	Driving Attachment Treadle Pitman Rod Clamp Screw, for 9079, obsolete....
356C	22377	Rock Shaft Knee Arm Hub Set Screw, for 2766.....
356C	22377	Rock Shaft Knee Plate Set Screw, for 2767.....
356C	22377	Rock Shaft Lifting Arm Set Screw, for 2769.....
356C	22377	Rock Shaft Lifting Bracket Hook Set Screw, for 8337.....
356C	22377	Rock Shaft Lifting Bracket Set Screw, for 8337.....
356C	22377	Rock Shaft Stop Dog Set Screw, for 2770
361C	8674	Driving Attachment Treadle Pitman Rod Clamp Screw, for 80223.....
362C	8674	Driving Attachment Treadle Stop Collar Set Screw, for 2762.....
362C	8674	Lifting Rod Collar Set Screw, for 2762.
375C	22364	Feed Connecting Link Hinge Screw.....
375C	22364	" Forked Connection Hinge Screw....
375C	22364	" Lifting Rock Shaft Crank Connect- ing Rod Hinge Screw.....
386D	22373	Roller Screw, for 1839, 1897, 1898, 1911 and 1957.....
388D	22373	Roller Screw, for 1867, 1893 and 1894...
391J	22367	Shuttle Bobbin Case Position Plate Screw, for 24438.....
418E	22369	Bobbin Winder Tension Screw Stud, for 27308.....
427E	8674	Driving Arm Friction Plug Adjusting Screw, for 19260.....
435C	22369	Driving Attachment Balance Wheel Set Screw, for 16592.....
435C	22369	Thread Take-up Lever Link Hinge Pin Set Screw.....
440F	22373	Roller Arm Adjusting Screw, for 12262, 12263, 12264, 12265, 12266, 12267, 24455 44155, 62605, 62622, 62710, 62725, 62727 62743, 62744, 62771, 62862, 62864, 62865 and 82866.....
448C	8387	Arm Shaft Flanged Bushing (back) Set Screw.....

NUMERICAL LIST OF PARTS

No.	Plate	Name
448C	8387	Balance Wheel Set Screw, for 24328.....
448C	8387	Driving Arm Pitman Crank Spring Adjust- ing Collar Set Screw, for 24528....
448C	8387	Feed and Feed Lifting Eccentric Set Screw, for 24035.....
448C	8387	Lifting Lever Pin Set Screw, for 16510.
448C	8387	Oscillating Rock Shaft Hinge Pin Set Screw.....
448C	8387	Thread Take-up Spring Regulator Set Screw.....
453C	22368	Presser Bar Guide Bracket Set Screw, for 20059.....
462C	22377	Feed Lifting Rock Shaft Crank (back) Set Screw, for 16556.....
462C	22377	Oscillating Shaft Crank Set Screw, for 24049 and 62839.....
462C	22377	Shuttle Driver Set Screw, for 24456 and 24457.....
591F	22367	Shuttle Tension Regulating Screw, for 24056 and 62782.....
592E	22367	Shuttle Bobbin Case Latch Stop Screw, for 24056 and 62782.....
597C	8674	Driving Attachment Shaft Driving Pulley Clamping Screw, for 27072.....
624C	22369	Thread Retainer Set Screw.....
652D	22373	Roller Screw, for 1895 and 1896.....
688J	22371	Pressure Regulating Thumb Screw.....
689C	22368	Presser Bar Lifter Screw.....
691F	22365	Throat Plate Screw.....
692D	22379	Driving Attachment Bracket Screw, for 24073.....
693D	22379	Driving Arm Hinge Screw, for 19260.....
725E	22377	Shuttle Race Slide Spring Screw, for 12432.....
748E	8387	Arm Screw (back).....
766D	22377	Lifting Lever Link Hinge Screw, for 16512, 19331 and 24161.....
775E	22364	Needle Bar Connecting Link Cap Screw...
794E	22364	" " " " Adjusting Screw, for 24040.....
802D	8404	Lifting Lever Hinge Screw, for 16512, 19331 and 24161.....
803C	22377	Driving Arm Pitman Crank Adjusting Screw, for 16520.....
818D	22364	Feed Regulator Thumb Screw.....
857C	22377	Needle Set Screw, for 24038 and 24441..
858C	22381	" Bar Crank Set Screw, obsolete...
861D	22377	Driving Friction Pulley Oil Hole Plug Screw, for 16594.....
862D	22364	Needle Bar Hole Plug Screw.....
868E	8387	Arm Screw (front).....
878J	22368	Oscillating Rock Shaft Hinge Pin Oil Hole Stop Screw.....

NUMERICAL LIST OF PARTS

No.	Plate	Name
896C	8387	Crank Connecting Rod Cap Screw, for 24028.....
907D	22367	Shuttle Race Back Spring Screw, for 24438.....
908C	8387	Crank Connecting Rod Hinge Screw.....
966E	22364	Feed Lifting Rock Shaft Crank Connecting Rod Cap Screw, for 12430 and 127156.....
970D	8399	Bed Frame Thumb Screw, for 24108.....
1035C	22368	Oscillating Shaft Crank Slide Block Screw Stud, for 24050.....
1036C	22369	Thread Take-up Crank Set Screw, for 24052.....
1037C	22369	Thread Take-up Crank Position Screw, for 24052.....
1053D	22367	Shuttle Race Cap Screw, for 62510.....
1065C	22364	Needle Bar Crank Position Screw, for 24052.....
1128E	22364	Feed Regulator Hinge Screw.....
1133E	22364	Needle Bar Bushing Set Screw.....
1508C	8674	Driving Arm Friction Plug Adjusting Screw Nut, for 19260.....
1513J	22364	Feed Lifting Rock Shaft Screw Center Nut, for 56814.....
1513J	22364	Feed Rock Shaft Screw Center Nut, for 56814.....
1518E	22364	Feed Connecting Link Hinge Screw Nut...
1518E	22364	" Forked Connection Hinge Screw Nut.
1518E	22364	" Lifting Rock Shaft Crank Connecting Rod Hinge Screw Nut.....
1519J	8387	Feed Bar Screw Center Nut, for 56813...
1520E	22368	Driving Arm Pitman Crank Adjusting Screw Nut, for 16520.....
1520E	22368	Presser Bar Lifter Screw Nut.....
1521E	22377	Lifting Lever Connecting Rod Lock Nut, for 16512, 19331 and 24161.....
1528J	22373	Roller Screw Nut, for 1839, 1895, 1896, 1897, 1898, 1911, 1957, 51830, 51837, 51845, 51848, 51859, 51898, 51900, 51901 and 51902.....
1547J	22373	Roller Arm Adjusting Screw Nut, for 12262, 12263, 12264, 12265, 12266, 12267 24455, 44155, 62605, 62622, 62710, 62725 62727, 62743, 62744, 62771, 62862, 62864 62865 and 62866.....
1547J	22373	Roller Arm Bracket Screw Center Nut, for 15444.....
1549J	22373	Roller Arm Lock Spring Screw Nut, for 12262, 12263, 12264, 12265, 12266, 12267 24455, 44155, 62605, 62622, 62710, 62725 62727, 62743, 62744, 62771, 62862, 62864 62865 and 62866.....

NUMERICAL LIST OF PARTS

No.	Plate	Name
1550J	22377	Bobbin Winder Stop Latch Adjusting Screw Nut, for 19258.....
1550J	22377	Roller Screw Nut, for 1867, 1893 and 1894
1560C	22368	Tension Regulating Thumb Nut, for 44141
1562J	22369	Bobbin Winder Tension Regulating Thumb Nut, for 27308.....
1579C	22379	Driving Arm Hinge Screw Nut, for 19260.
1619E	8387	Crank Connecting Rod Hinge Screw Nut...
1620J	22369	Bobbin Winder Frame Hinge Screw Nut, for 41548.....
1638E	22368	Oscillating Shaft Crank Slide Block Screw Stud Nut, for 24049 and 62839
1768C	22373	Roller Ball Retaining Nut, for 51830, 51837, 51845, 51848 and 51859.....
1813	22364	Feed Lifting Rock Shaft Crank (front) Roller and Stud, for 12376.....
1839	22374	Roller, 1 1/4 in. diam., 9/64 in. face, coarse, with Nos. 386D and 1528J, for 44155.....
1867	22374	Roller, 9/16 in. diam., 9/64 in. face, coarse, with Nos. 388D and 1550J, for 62744.....
1893	22374	Roller, 9/16 in. diam., 3/16 in. face, coarse, with Nos. 388D and 1550J, for 12262.....
1894	-----	Roller, 9/16 in. diam., 3/16 in. face, fine, with Nos. 388D and 1550J, for 12263.....
1895	-----	Roller, 7/8 in. diam., 3/16 in. face, coarse, with Nos. 652D and 1528J, for 12264.....
1896	22374	Roller, 7/8 in. diam., 3/16 in. face, fine, with Nos. 652D and 1528J, for 12265.....
1897	22374	Roller, 1 1/4 in. diam., 3/16 in. face, coarse, with Nos. 388D and 1528J, for 12266.....
1898	-----	Roller, 1 1/4 in. diam., 3/16 in. face, fine, with Nos. 386D and 1528J, for 12267 and 62605.....
1911	22374	Roller, 1 1/4 in. diam., 9/64 in. face, coarse, with Nos. 386D and 1528J, for 62622.....
1957	-----	Roller, 1 1/4 in. diam., 9/64 in. face, coarse, with Nos. 386D and 1528J, for 24455.....
2022	8674	Driving Arm Pitman Crank Pin, for 24530
2022	8674	" Attachment Starting Crank Pin, for 24530.....
2049	22377	Feed Lifting Rock Shaft Crank (back) Pin, obsolete, use 3093.....
2062	22382	Presser Bar Lifter, obsolete, use 52018

NUMERICAL LIST OF PARTS

No.	Plate	Name
2102	3471	Bobbin Winder Tension Disc, for 225482.
2102	3471	Tension Disc, for 24984.....
2106	22369	Bobbin Winder Tension Thread Guide, for 27308.....
2205	22373	Roller Arm Lock Spring, for 12262,12263,12264,12265,12266,12267,24455,44155,62805,62822,62710,62725,62727,62743,62744,62771,62862,62864,62865 and 62866.....
2206	22375	Roller Arm Bracket, for 12262,12263,12264,12265,62725,62727,62743,62744,62771,62862,62864,62865 and 62866..
2269	22368	Bobbin Winder Stop Latch Stop Pin, for 16518.....
2269	22368	Oscillating Shaft Crank Pin.....
2269	22368	Shuttle Driver Pin.....
2455	22369	Bobbin Winder Tension Disc, for 27308..
2523	22367	Shuttle Bobbin Case Position Finger Rivet, for 24056 and 62782.....
2532	22367	Shuttle Race Back Position Pin, for 62519.....
2533	22371	Shuttle Race Back Spring, for 24438....
2759	8404	Lifting Rod with 2761, for 2780.....
2760	-----	" " 2759 with 2762, for 19188..
2761	8404	" " Cap (washer) for 2759.....
2762	8404	Driving Attachment Treadle Stop Collar with 362C, for 14233 and 15130.....
2762	8404	Lifting Rod Collar with 362C, for 2760.
2763	8406	Rock Shaft, for 2777, 4880 and 19168...
2765	8406	" " Knee Arm, for 2768.....
2766	8406	" " Hub with 358C, for 2768 and 6336.....
2767	8406	Rock Shaft Knee Plate with 356C, for 2768 and 6336.....
2768	-----	Rock Shaft Knee Arm complete, for 2777, Nos. 2765 to 2767.....
2769	8404	Rock Shaft Lifting Arm with 356C, for 19168.....
2770	8406	Rock Shaft Stop Dog with 356C, for 2777, 4880 and 19168.....
2777	8406	Rock Shaft complete for 16512, Nos.2763, 2768,2770,2778,6337 and two 12242..
2778	8406	Rock Shaft Lifting Bracket Hook, for 2777.....
2827	8387	Face Plate Thread Guard (upper) with 8505, obsolete, use 45720.....
2877	22364	Driving Attachment Treadle Pitman Rod (upper) for 15130, obsolete.....
2878	8443	Driving Attachment Treadle Stand, for 27642, obsolete.....
2928	8674	Driving Arm Brake (leather) for 16518..
2973	22367	Shuttle Bobbin Case Latch Lever, for 15141.....

NUMERICAL LIST OF PARTS

No.	Plate	Name
2974	22367	Shuttle Bobbin Case Latch Lever Fulcrum Pin, for 15141.....
2975	22367	Shuttle Bobbin Case Latch Spring, for 24056 and 62782.....
3033	22364	Feed Connecting Link.....
3039	22370	" Regulator.....
3093	22364	" Lifting Rock Shaft Crank (back) Pin, for 16588.....
4307	22371	Shuttle Race Slide Spring, for 12432...
4784	22368	Oscillating Rock Shaft Oil Pad, for 24044.....
4822	22380	Wrench, for 1521,1528,1547 and 1549....
4879	8404	Chain Connecting Link, for 4885.....
4880	8406	Rock Shaft complete for 19331, Nos.2763, 2770,7125,12243,two each 6337 and 12242.....
4881	8406	Treadle, for 4885.....
4882	8404	" Shaft, for 4885.....
4883	8404	" Spring, for 4885.....
4884	8406	" Stand, for 4885.....
4885	8406	Treadle complete for 19331, Nos. 4879, 4881 to 4884 and two wood screws 1 in. No. 16.....
5596	8404	Bell Crank, for 56848.....
5598	8404	Bell Crank complete for 16512, 19331 and 24161, Nos. 5735 and 56848.....
5599	8404	Bell Crank Bracket, for 56848.....
5601	8404	" " Hinge Pin, for 56848.....
5670	-----	Chain, length 28 in. to 35 in. with 56864 and 56865, for 19331.....
5735	8404	Bell Crank Spring, for 5598.....
5960	22379	Bobbin Winder Friction Wheel (leather) for 16515.....
5961	22379	Bobbin Winder Friction Wheel Washer,for 16515.....
5963	22379	Bobbin Winder Spindle Flange, for 16515
6055	8399	Driving Attachment Treadle Pitman Rod (lower) Spring Washer, for 14233 and 15130.....
6055	8399	Machine Hinge Bolt Nut Washer, for 44180 (Accessories).....
6335	22363	Rock Shaft Knee Arm, for 6336.....
6336	-----	Rock Shaft Knee Arm complete for 19168, Nos. 2766,2767 and 6335.....
6337	8406	Rock Shaft Lifting Bracket with two 356C, for 2777 and 4880.....
7125	8406	Rock Shaft Lifting Bracket Hook, for 4880 and 5670.....
7336	22369	Thread Take-up Spring Regulator, for 24984.....
7958	8674	Driving Attachment Balance Wheel (friction) Ring Stop Pin, for 16592.....
8238	22368	Tension Spring, for 24984.....

NUMERICAL LIST OF PARTS

No.	Plate	Name
8418	8399	Belt Guard Button, for 8420.....
8419	8399	" " " Washer (leather) for 8420.....
8420	-----	Belt Guard Button 8418 with 8419 and wood screw 1 1/4 in. No. 9 R.H.B., for 41931.....
8505	8387	Face Plate Thread Guard (upper) Rivet, for 2827.....
8582	8387	Arm Dowel Pin.....
8879	22364	" Spool Pin Washer (cloth).....
8908	22380	Wrench, for 1519, 1520 and 1620.....
8909	22380	" " 1513, 1518 and 51581.....
9079	22381	Driving Attachment Treadle Pitman Rod Clamp with 354C, obsolete, use 80223.....
9082	22381	Driving Attachment Treadle Bearing Cot- ter Pin, for 27642, obsolete.....
9261	8399	Bed Frame Hinge Connection Pin, for 24108.....
10141	22369	Bobbin Winder Tension Spring, for 27308
10236	8674	Driving Friction Pulley Center Bearing, for 16594.....
*11104	-----	Arm Shaft Bushing (front) for 24533....
11119	8387	" Oil Tube 15783 with 52045, for oil- ing 24068.....
11167	22372	Presser Bar Spring (light) .051 wire...
11170	22368	" " " Washer.....
11204	22371	Thread Take-up Lever Link Hinge Pin....
11241	22378	Arm Spool Pin Washer (cloth) obsolete, use 8679.....
11241	22378	Bobbin Winder Spool Washer (cloth) for 27308.....
12139	22372	Presser Bar Spring (medium) .055 wire..
12143	22368	" Foot.....
12150	8387	Face Plate Thread Guard (lower) 44181 with 12152, for 20058.....
12152	8387	Face Plate Thread Guard (lower) Rivet, for 12150.....
12166	22369	Thread Take-up Lever Hinge Pin, for 24070.....
12170	22379	Bobbin Winder Spring, for 19260.....
12178	8674	Driving Arm Friction Plug (wood) for 19260.....
12189	22380	Driving Attachment Starting Crank, for 24530.....
12193	22366	Arm Side Cover.....
12240	8404	Lifting Lever Pin, for 16512,19331 and 24161.....
12241	8404	Lifting Lever Link, for 16512,19331 and 24161.....
12242	8404	Rock Shaft Hanger with two wood screws 1 in. No. 10, for 2777,4880 and 19168.....

NUMERICAL LIST OF PARTS

No.	Plate	Name
12243	8406	Rock Shaft Lifting Bracket Hook, for 4880 and 5598.....
12255	22374	Roller Arm, for 12262,12263 and 62744..
12256	22374	" " " 12264 and 12265.....
12257	22373	" " " 12266,12267,24455,44155 62605 and 62622.....
12262	-----	Roller Presser complete, 9/16 in.coarse roller, Nos.176D,440F,1547J,1549J, 1893,2205,2206,12255 and two 15444.
12263	22375	Roller Presser complete, 9/16 in. fine roller, Nos. 176D,440F,1547J,1549J, 1894,2205,2206,12255 and two 15444.
12264	22375	Roller Presser complete, 7/8 in.coarse roller, Nos. 176D,440F,1547J,1549J, 1895,2205,2206,12256 and two 15444.
12265	-----	Roller Presser complete, 7/8 in. fine roller, Nos. 176D,440F,1547J,1549J, 1896,2205,2206,12256 and two 15444.
12266	-----	Roller Presser complete, 1 1/4 in. coarse roller,Nos.176D,440F,1547J, 1549J,1897,2205,12257,46037 and two 15444.....
12267	22375	Roller Presser complete, 1 1/4 in. fine roller, Nos. 176D,440F,1547J,1549J, 1898,2205,12257,46037 and two 15444
12327	22371	Presser Bar Lifting and Releasing Lever Bracket.....
12329	22368	Tension Releasing Lever Spring.....
12357	22366	Arm Shaft Flanged Bushing (back).....
12361	8399	Machine Hinge Connection, for 44140 and 44180 (Accessories).....
12376	22370	Feed Lifting Rock Shaft Crank (front) with 157J and 1813, for 16588.....
12388	22372	Oscillating Rock Shaft Hinge Pin, for 24044.....
12391	22372	Presser Bar (hollow).....
12398	22368	Tension Releasing Lever Hinge Pin.....
12403	22366	Arm Spool Pin and Thread Eyelet.....
12405	8399	Machine Rest (felt) Accessories.....
12415	8404	Lifting Lever Connecting Rod, for 16512 19331 and 24161.....
12416	8404	Lifting Lever Connecting Rod Joint, for 16512, 19331 and 24161.....
12424	22368	Oscillating Shaft Crank Slide Block Cap Screw Washer, for 24050.....
12430	22382	Feed Lifting Rock Shaft Crank Connect- ing Rod with two 966E, obsolete,use 127156.....
12431	-----	Shuttle Race Slide, for 12432.....
12432	22371	Shuttle Race Slide complete, Nos. 4307, 12431 and two 725E.....
12436	22365	Feed Dog, 11 teeth (18 teeth to the inch) for 24443 and 24444.....

NUMERICAL LIST OF PARTS

No.	Plate	Name
12453	8387	Arm Oil Tube, for intermediate bearing.
12454	8387	" " " with 132590, for oiling 24099.....
12459	22368	Oscillating Rock Shaft Hinge Pin Oil Hole Stop Screw Washer (leather)...
12480	22366	Arm Side Cap.....
14081	22384	Driving Attachment Treadle Pitman Rod (upper) for 14233.....
14233	22384	Driving Attachment Treadle Pitman com- plete for 14234 and 126213, Nos. 2782, 6055, 14081, 27637, 80223 and 150208.....
14234	-----	Driving Attachment Treadle and Pitman complete, Nos. 14233 and 27642, obso- lete, use 126213.....
15072	22369	Bobbin Winder Bobbin Position Pin, for 15077 and 27538.....
15077	22379	Bobbin Winder Spindle with 15072, for 16515.....
15130	22384	Driving Attachment Treadle Pitman com- plete for 15131, Nos. 2762, 2877, 6055, 27637, 27638 and 80223, obsolete....
15131	-----	Driving Attachment Treadle and Pitman complete, Nos. 15130 and 27642, ob- solete, use 126213.....
15132	8674	Driving Arm Bracket Rivet, for 16518...
15140	22367	Shuttle Bobbin Case Latch, for 15141...
15141	22367	" " " Hinge, Nos. 2973, 2974 and 15140, for 24056 and 62782
15404	-----	Trade Mark, for 24533.....
15405	-----	" " Rivet, for 24533.....
15444	-----	Roller Arm Bracket Screw Center 316F with 1547J, for 12262, 12263, 12264, 12265, 12266, 12267, 24455, 44155, 62605, 62622, 62710, 62725, 62727, 62743, 62744, 62771, 62862, 62864, 62865 and 62866...
15783	8387	Arm Oil Tube, for 11119.....
16232	22373	Roller Ball, for 51830, 51837, 51845, 51848 and 51859.....
16504	22383	Feed Lifting Rock Shaft, for 16588.....
16506	22383	" Rock Shaft, for 24376.....
16510	8404	Lifting Lever with 448C, for 16512, 19331 and 24181.....
16512	-----	Knee Lifter complete (power table) Nos. 76D, 766D, 802D, 1521E, 2777, 5598, 12240 12241, 12415, 12416, 16510 and two 178E.....
16514	22379	Bobbin Winder Frame, for 16515.....
16515	22379	Bobbin Winder Frame complete for 19280, Nos. 333D, 5960, 5961, 5963, 15077 and 16514.....
16518	22384	Driving Arm with 2269, 2928 and two 15132, for 19280.....

NUMERICAL LIST OF PARTS

No.	Plate	Name
16519	22384	Driving Arm Pitman, for 24073.....
16520	22379	" " " Crank with 803C, and 1520E, for 24530.....
16521	22379	Driving Arm Pitman Crank Spring, for 24530.....
16524	-----	Driving Attachment Balance Wheel (fric- tion) Ring (leather) for 16592.....
16525	22380	Driving Attachment Starting Crank Shaft for 24530.....
16528	22384	Driving Attachment Drip Pan with four-1 in. wire nails.....
16530	22379	Driving Attachment Bracket, for 19260..
16556	22370	Feed Lifting Rock Shaft Crank (back) with 462C, for 16588.....
16588	-----	Feed Lifting Rock Shaft complete, Nos. 3093, 12376, 16504 and 16556.....
16592	22383	Driving Attachment Balance Wheel (fric- tion) with 7958, 16524 and two 435C, for 24073.....
16594	22383	Driving Friction Pulley, 2 5/16 in. diam., with 861D and 10236, for 24073.....
19168	-----	Rock Shaft complete for 24161, Nos. 2760 2763, 2769, 6336, two each 2770 and 12242.....
19221	22380	Wrench, for 1619.....
19258	22379	Bobbin Winder Stop Latch with 152F and 1550J, for 19260.....
19260	-----	Driving Arm complete for 24073, Nos. 32D 75D, 180F, 427E, 693D, 1508C, 1579C, 12170, 12178, 16515, 16518, 16530, 19258 and 27303.....
19331	-----	Foot Lifter complete, Nos. 76D, 766D, 802D 1521E, 4880, 4885, 5598, 5670, 12240, 12241, 12415, 12416, 16510 and two 178E.....
19448	22368	Oscillating Shaft Crank Slide Block, for 24050.....
20023	22372	Presser Bar Spring (heavy) .063 wire...
20057	-----	Face Plate, for 20058.....
20058	22366	Face Plate complete, Nos. 12150, 20057 and 45720.....
20059	22371	Presser Bar Guide Bracket with 453C....
20060	22371	Slack Thread Regulator.....
20323	22365	Feed Dog, 8 teeth (12 teeth to the inch) for 24443 and 24444.....
22003	22390	Wrench, for 1550.....
23258	8674	Driving Attachment Treadle Bracket (left) Hook Friction Washer, for 126206.....
24026	22383	Arm Shaft.....
*24027	-----	Bed.....
24028	22366	Crank Connecting Rod with two 896C....

NUMERICAL LIST OF PARTS

No.	Plate	Name
24034	22366	Feed Bar.....
24035	22370	" and Feed Lifting Eccentric with 448C.....
24037	22370	Feed Forked Connection.....
24038	22382	Needle Bar with 857C, obsolete, use 24441
*24040	22370	" " Connecting Link with 794E, for 24894.....
24041	22364	Needle Bar Connecting Stud with 207E, for 24894.....
*24043	22372	Oscillating Rock Shaft, for 24044.....
24044	-----	Oscillating Rock Shaft complete, Nos. 4784, 12388 and 24043.....
24045	22383	Oscillating Shaft.....
24046	22372	" " Bushing (back).....
24047	22372	" " " (front).....
24048	-----	" " Crank, for 24049.....
24049	-----	Oscillating Shaft Crank complete, Nos. 462C, 1636E, 24048 and 24050, obsolete use 62839.....
24050	22368	Oscillating Shaft Crank Slide Block complete for 24049 and 62839, Nos. 226J, 1035C, 12424 and 19448.....
24051	22367	Shuttle Bobbin, for 24059.....
24052	22370	Needle Bar Crank with 1036C, 1037C and 1065C.....
*24055	-----	Shuttle Bobbin Case Position Finger, for 24056 and 62782.....
24056	-----	Shuttle Bobbin Case complete, Nos. 591F 592E, 2523, 2975, 15141, 24055 and 24058, obsolete, use 62782.....
24057	22367	Shuttle Body, for 24059.....
24058	22381	" Tension Spring, for 24056, obsolete.....
24059	22367	Shuttle, 1 11/16 in. diam., Nos. 24051, 24057 and 62782.....
24062	22371	Shuttle Race Back, for 24438.....
24064	22371	" " Cap, for 62510.....
24068	22371	Thread Take-up Lever, for 24070.....
24070	-----	Thread Take-up Lever complete, Nos. 12166, 24068 and 24099.....
24071	22369	Thread Take-up Spring, for 24984.....
24073	-----	Driving Attachment with Bobbin Winder and Treadle complete, Nos. 210D, 692D 16519, 16592, 16594, 19260, 24355, 24530 27072, 27308, 126213, two 65D and three 130D.....
24075	22370	Oil Cup Extension Post, for 44005.....
24078	22381	Thread Guard (side of arm) obsolete, use 62847.....
24079	8407	Drip Pan.....
24037	22369	Thread Take-up Crank.....
24099	22371	" " Lever Link, for 24070....
24106	8399	Bed Frame Cushion (felt) for 24108.....

NUMERICAL LIST OF PARTS

No.	Plate	Name
24107	8399	Bed Frame Hinge Connection, for 24108..
24108	8408	Bed Frame complete, Nos. 970D, two each 9261, 24107, four each 158E, 24106 and six wood screws 1 1/4 in. No. 12...
24131	8387	Arm Oil Tube with 52045, for oiling 24035.....
24161	-----	Knee Lifter complete (bench stand) Nos. 76D, 766D, 802D, 1521E, 5598, 12240, 12241, 12415, 12416, 16510, 19168 and two 178E.....
24297	22366	Balance Wheel Oil Cover.....
24328	22383	" " (light rim) 2 1/4 in. pulley with two 448C.....
24355	22379	Driving Attachment Balance Wheel Oil Cover, for 24073.....
24376	-----	Feed Rock Shaft complete, Nos. 16506 and 29633.....
24412	22371	Shuttle Bobbin Case Position Plate, for 24438.....
24437	-----	Shuttle Race Body, for 62510.....
24438	22371	Shuttle Race complete, Nos. 907D, 2533, 24062, 24412, 62519 and two 391J.....
24441	22370	Needle Bar with 857C.....
24442	22370	" " Bushing with 29532.....
24443	22365	Throat Plate, small oblong needle hole, for 12436 and 20323.....
24444	22365	Throat Plate, large oblong needle hole, for 12436 and 20323.....
24455	22373	Roller Presser complete, 1 1/4 in. coarse roller, Nos. 176D, 440F, 1547J, 1549J, 1957, 2205, 12257, 48037 and two 15444.....
*24456	-----	Shuttle Driver with 462C.....
24457	22371	" " " two 462C.....
24528	22379	Driving Arm Pitman Crank Spring Adjusting Collar with three 448C, for 24529
24529	22380	Driving Attachment Starting Crank Shaft Bracket with 24528, for 24530.....
24530	-----	Driving Attachment Starting Crank Shaft Bracket complete for 24073, Nos. 12189, 16520, 16521, 16525, 24529 and two 2022.....
*24533	-----	Arm with 11104, 15404 and two 15405.....
24894	-----	Needle Bar Connecting Link 24040 with 24041.....
24908	8407	Drip Pan with two wood screws 1/2 in. No. 5 R.H.B., for 24108.....
24984	-----	Tension complete, Nos. 7336, 8236, 24071, 32572, 32574, 44141 and two 2102.....
25878	22366	Guide.....
26026	22372	Screw Driver (machine) Accessories.....
26485	22372	" " (shuttle tension) Accessories.....

NUMERICAL LIST OF PARTS

No.	Plate	Name
27072	8443	Driving Attachment Shaft Driving Pulley (sectional, grooved) 12 in. diam., 1 3/16 in. bore, with two 597C, for 24073.....
27302	22378	Bobbin Winder Frame, for 41548.....
27303	22389	" " " Spring, for 41548.....
27303	22389	" " Stop Latch Spring, for 19280.....
27306	22378	Bobbin Winder Spool Pin, for 27308.....
27307	22378	" " Stand, for 27308....
27308	22378	Bobbin Winder Spool Stand complete for 24073 and 41549, Nos. 418E, 1562J, 2106 10141, 11241, 27306, 27307, two each 2455 and wood screws 1 in. No. 10..
27538	22378	Bobbin Winder Spindle 27849 with 15072, 27850 and 41828, for 41548.....
27540	22378	Bobbin Winder Base, for 41548.....
27541	22378	" " Pulley, for 41548.....
27836	-----	Driving Attachment Treadle, for 27842, obsolete.....
27837	22384	Driving Attachment Treadle Pitman Rod (lower) for 14233 and 15130.....
27838	22382	Driving Attachment Treadle Pitman Rod (lower) Spring for 15130, obsolete.
27842	-----	Driving Attachment Treadle complete for 14234 and 15131, Nos. 2878, 9082, 27836 and four wood screws 1 in. No. 16, obsolete.....
27899	22378	Bobbin Winder Stop Latch, for 41548....
27739	8405	Thread Unwinder Thread Cone (wood) for large cones, for 225280.....
*27849	-----	Bobbin Winder Spindle, for 27538.....
*27850	-----	" " Collar, for 27538
29532	22384	Needle Bar Oil Cup, for 24442.....
29599	-----	Arm Oil Tube Packing (felt) obsolete, use 52045.....
29633	22370	Feed Rock Shaft Crank with 157J, for 24378.....
32572	22368	Tension Releasing Disc, for 24984.....
32574	22368	" " Pin, for 24984.....
41400	22372	Machine Rest Pin (wood) 3 1/8 in. long, (Accessories).....
41548	22378	Bobbin Winder, Nos. 35D, 1620J, 27302, 27303 27538, 27540, 27541, 27899, 50356D and two wood screws 1 in. No. 7, for 41549.....
41549	-----	Bobbin Winder (swinging automatic, right hand) complete for 24051, for stand, Nos. 27308 and 41548.....
41828	22369	Bobbin Winder Spindle Collar Pin, for 27538.....
41929	8408	Belt Guard, for 41931.....
41930	8399	" " Hinge, for 41931.....

NUMERICAL LIST OF PARTS

No.	Plate	Name
41931	-----	Belt Guard complete, Nos. 8420, 41929, two 41930 and four wood screws 3/4 in. No. 9.....
43944	22371	Tension Releasing Lever.....
44004	22382	Oil Cup, for 44007, obsolete.....
44005	-----	" " Extension 44214 with 24075, for 44007 and 44223.....
44006	22370	Oil Cup Packing (felt) for 44007 and 44225.....
44007	22382	Oil Cup complete, Nos. 44004 to 44006, obsolete, use 44225.....
44139	8399	Machine Hinge Plate, for 44140 and 44180 (Accessories).....
44140	-----	Machine Hinge complete, Nos. 12361, 44139 and wood screw 1 1/4 in. No. 14 (Accessories).....
44141	-----	Tension Screw Stud 50327C with 1580C, for 24984.....
44155	-----	Roller Presser complete, 1 1/4 in. coarse roller, Nos. 176D, 440F, 1547J, 1549J, 1839, 2205, 12257, 48037 and two 15444
44180	-----	Machine Hinge complete, Nos. 6055, 12361 44139 and 51075E (Accessories).....
*44181	-----	Face Plate Thread Guard (lower) for 12150.....
44214	22370	Oil Cup Extension, for 44005.....
44222	22370	" " for 44223.....
44223	-----	" " 44222 with 44005, for 44225....
44224	22370	" " Thread Retainer, for 44225.....
44225	22370	Oil Cup complete, Nos. 44006, 44223 and 44224.....
45720	22364	Face Plate Thread Guard (upper) with 125373, for 20058.....
46037	22373	Roller Arm Bracket, for 12266, 12267, 24455, 44155, 62805, 62822 and 82710..
46681	22380	Driving Attachment Treadle Bracket (right) for 80502.....
50302J	22369	Finger Guard Holder Set Screw, for 120858.....
50327C	22368	Tension Screw Stud, for 44141.....
50356D	22369	Bobbin Winder Frame Hinge Screw, for 41548.....
50429C	22381	Thread Retainer Set Screw, obsolete, use 624C.....
50553C	22373	Roller Screw, for 51830, 51837, 51845, 51848 and 51859.....
51075E	8399	Machine Hinge Bolt with 51581E, for 44180 (Accessories).....
51224J	8387	Arm Side Cover Thumb Screw.....
51224J	8387	Face Plate Thumb Screw.....
51581E	22369	Machine Hinge Bolt Nut, for 51075 (Accessories).....

NUMERICAL LIST OF PARTS

No.	Plate	Name
51830	-----	Roller, 1 1/4 in. diam., 1/8 in. face, coarse (ball bearing) complete, for 62710, Nos. 1528J, 1766C, 50553C and twenty-four 16232.....
51836	-----	Roller, 7/8 in. diam., 3/16 in. face, coarse, for 51837, obsolete.....
51837	-----	Roller, 7/8 in. diam., 3/16 in. face, coarse (ball bearing) complete for 62725, Nos. 1528J, 1766C, 50553C, 51836 and twenty-four 16232, obsolete....
51844	-----	Roller, 7/8 in. diam., 1/8 in. face, coarse, for 51845, obsolete.....
51845	22381	Roller, 7/8 in. diam., 1/8 in. face, coarse (ball bearing) complete for 62727, Nos. 1528J, 1766C, 50553C, 51844 and twenty-four 16232, obsolete....
51847	-----	Roller, 7/8 in. diam., 1/8 in. face, fine, for 51848, obsolete.....
51848	-----	Roller, 7/8 in. diam., 1/8 in. face, fine (ball bearing) complete for 62743, Nos. 1528J, 1766C, 50553C, 51847 and twenty-four 16232, obsolete....
51858	-----	Roller, 7/8 in. diam., 9/64 in. face, coarse, for 51859, obsolete.....
51859	-----	Roller, 7/8 in. diam., 9/64 in. face, coarse (ball bearing) complete for 62771, Nos. 1528J, 1766C, 50553C, 51858 and twenty-four 16232, obsolete....
51898	-----	Roller, 7/8 in. diam., 3/16 in. face, coarse (ball bearing) complete for 62862, Nos. 1528J, 201699, 350104 and twenty-eight 206417.....
51900	22376	Roller, 7/8 in. diam., 1/8 in. face, coarse (ball bearing) complete for 62864, Nos. 1528J, 201699, 350104 and twenty-eight 206417.....
51901	-----	Roller, 7/8 in. diam., 1/8 in. face, fine (ball bearing) complete for 62865, Nos. 1528J, 201699, 350104 and twenty-eight 206417.....
51902	-----	Roller, 7/8 in. diam., 9/64 in. face, coarse (ball bearing) complete for 62866, Nos. 1528J, 201699, 350104 and twenty-eight 206417.....
52016	22371	Presser Bar Lifter.....
52045	8387	Arm Oil Tube Packing (cotton) for 11119 and 24131.....
52454	22369	Thread Retainer.....
56813	-----	Feed Bar Screw Center 313C with 1519J..
56814	-----	" Lifting Rock Shaft Screw Center 307C with 1513J.....
56814	-----	Feed Rock Shaft Screw Center 307C with 1513J.....

NUMERICAL LIST OF PARTS

No.	Plate	Name
56848	-----	Bell Crank 5596 with 5599 and 5601, for 5598.....
56864	8404	Chain Hook (large) for 5670.....
56865	8404	" " (small) for 5670.....
60502	-----	Driving Attachment Treadle Bracket (right) 46681 with two wood screws 1 in. No. 14, for 126209.....
62510	-----	Shuttle Race Body 24437 with 24064 and two 1053D, for 62519.....
62519	-----	Shuttle Race Body 62510 with two 2532, for 24438.....
62605	22381	Roller Presser complete, 1 1/4 in., fine roller, Nos. 176D, 440F, 1547J, 1549J, 1898, 2205, 12257, 46037 and two 15444 obsolete, use 12267.....
62822	-----	Roller Presser complete, 1 1/4 in., coarse roller, Nos. 176D, 440F, 1547J, 1549J, 1911, 2205, 12257, 46037 and two 15444
62709	22374	Roller Arm, for 62710.....
62710	22376	Roller Presser (ball bearing) complete, 1 1/4 in., coarse roller, Nos. 176D, 440F, 1547J, 1549J, 2205, 46037, 51830, 62709 and two 15444.....
62724	22381	Roller Arm, for 62725, 62727, 62743 and 62771.....
62725	22381	Roller Presser (ball bearing) complete, 7/8 in., coarse roller, Nos. 176D, 440F, 1547J, 1549J, 2205, 2206, 51837, 62724 and two 15444, obsolete, use 62862.....
62727	-----	Roller Presser (ball bearing) complete, 7/8 in., coarse roller, Nos. 176D, 440F, 1547J, 1549J, 2205, 2206, 51845, 62724 and two 15444, use 62864.....
62743	-----	Roller Presser (ball bearing) complete, 7/8 in., fine roller, Nos. 176D, 440F, 1547J, 1549J, 2205, 2206, 51848, 62724 and two 15444, obsolete, use 62865..
62744	-----	Roller Presser complete, 9/16 in., coarse roller, Nos. 176D, 440F, 1547J, 1549J, 1867, 2205, 2206, 12255 and two 15444.
62771	-----	Roller Presser (ball bearing) complete, 7/8 in. coarse roller, Nos. 176D, 440F, 1547J, 1549J, 2205, 2206, 51859, 62724 and two 15444, obsolete, use 62866.....
62780	-----	Shuttle Bobbin Case, for 62782.....
62781	22367	" " " Tension Spring, for 62782.....
62782	22367	Shuttle Bobbin Case complete for 24059, Nos. 591F, 592E, 2523, 2975, 15141, 24055 62780 and 62781.....
62838	-----	Oscillating Shaft Crank, for 62839.....

No.	Plate	Name
62839	22368	Oscillating Shaft Crank complete, Nos. 462C, 1636E, 24050 and 62838.....
62847	22369	Thread Guard (side of arm).....
62856	22374	Roller Arm, for 62862, 62864 and 62865..
62862	22376	Roller Presser (ball bearing) complete, 7/8 in., coarse roller, Nos. 176D, 440F 1547J, 1549J, 2205, 2206, 51898, 62856 and two 1544.....
62864	-----	Roller Presser (ball bearing) complete, 7/8 in., coarse roller, Nos. 176D, 440F 1547J, 1549J, 2205, 2206, 51900, 62856 and two 1544.....
62865	22376	Roller Presser (ball bearing) complete, 7/8 in., fine roller, Nos. 176D, 440F 1547J, 1549J, 2205, 2206, 51901, 62856 and two 1544.....
62866	22376	Roller Presser (ball bearing) complete, 7/8 in., coarse roller, Nos. 176D, 440F 1547J, 1549J, 2205, 2206, 51902, 62867 and two 1544.....
62897	22374	Roller Arm, for 62866.....
80223	22384	Driving Attachment Treadle Pitman Rod Clamp with 361C, for 14233 and 15130
120342	22372	Oiler (copper plated) with 120343 (Accessories).....
120343	22372	Oiler Spout, 3 1/2 in. long, for 120342 (Accessories).....
120857	22378	Finger Guard, for 120860.....
120858	22378	" " Holder with 50302J, for 120860.....
120860	22378	Finger Guard complete, Nos. 120857, 120858 and two 236J.....
125373	22364	Face Plate Thread Guard (upper) Rivet, for 45720.....
126036	8443	Driving Attachment Treadle, for 126209.
126205	22380	" " " Bracket (left) for 126206.....
126206	-----	Driving Attachment Treadle Bracket (left) complete for 126209, Nos. 23256, 126205, 126207, 126208 and two wood screws 1 in. No. 14.....
126207	22380	Driving Attachment Treadle Bracket (left) Hook, for 126206.....
126208	8674	Driving Attachment Treadle Bracket (left) Hook Rivet, for 126206.....
126209	-----	Driving Attachment Treadle complete for 126213, Nos. 60502, 126036 and 126206
126213	-----	Driving Attachment Treadle Pitman complete for 24073, Nos. 14233 and 126209.....
127152	22370	Feed and Feed Lifting Eccentric Sleeve.
127156	22382	" Lifting Rock Shaft Crank Connecting Rod with two 966E.....

No.	Plate	Name
132590	8387	Arm Oil Tube Packing (wick) for 12454..
150203	8405	Thread Unwinder Spool Rest Cushion (felt) for 225260.....
150208	22378	Driving Attachment Treadle Pitman Rod (lower) Spring, for 14233.....
200056E	3471	Bobbin Winder Stop Latch Screw, for 225382.....
200082D	3471	Bobbin Winder Tension Bracket Screw, for 225382.....
200299H	3471	Bobbin Winder Stop Latch Trip Lever Hinge Screw, for 225382.....
200380C	3471	Bobbin Winder Pulley Set Screw, for 202473.....
200383C	22377	Thread Unwinder Spool Rest Rod Set Screw, for 202490.....
201018C	22377	Thread Unwinder Spool Rest Set Screw, for 225259.....
201499B	3471	Bobbin Winder Tension Stud, for 225481.
201572B	3471	" " " " Thumb Nut, for 225462.....
201696J	22377	Thread Unwinder Thread Guide Lock Nut, for 225260.....
201699	22373	Roller Ball Retaining Nut, for 51898, 51900, 51901 and 51902.....
202277	3471	Bobbin Winder Frame Oil Packing (wick) for 225453.....
202407	3471	Bobbin Winder Tension Spring, for 225462
202473	8406	" " Pulley with 200380C, for 225382.....
202478	3471	Bobbin Winder Stop Latch Trip Lever, for 225382.....
202490	8405	Thread Unwinder Spool Stand with 200383C, for 225260.....
206417	22373	Roller Ball, for 51898, 51900, 51901 and 51902.....
225259	8405	Thread Unwinder Spool Rest with 201018C for 225260.....
225260	8405	Thread Unwinder complete, for one large spool or one large cone of thread, Nos. 150203, 201696J, 202490, 225259, 225324, 225326, 225388, 225391 and three wood screws 7/8 in. No. 12...
225322	22377	Thread Unwinder Thread Guide Rod Washer for 225324.....
225324	8405	Thread Unwinder Thread Guide Rod with 208E and 225322, for 225260.....
225326	22377	Thread Unwinder Thread Guide Position Cup, for 225260.....
225381	22378	Bobbin Winder Spindle, for 225382.....

NUMERICAL LIST OF PARTS

No.	Plate	Name
225382	8406	Bobbin Winder (swinging automatic, right hand) complete for 24051, for power table, Nos. 200056E, 200082D, 200299H, 202473, 202478, 225381, 225433, 225444, 225453 to 225456, 225458, 225462, 228026, two each 225459 and wood screws 3/4 in. No. 12 R.H.B.....
225388	8405	Thread Unwinder Spool Rest Rod, for 225260.....
225390	8405	Thread Unwinder Thread Cone Holder, for inverted cones, for 225260.....
225391	8405	Thread Unwinder Thread Guide, for 225260
225433	8406	Bobbin Winder and Tension Bracket Base, for 225382.....
225438	3471	Bobbin Winder Frame Oil Well Cap, for 225453.....
225444	3471	Bobbin Winder Stop Latch, for 225382...
225453	22378	" " Frame with 202277 and 225438, for 225382.....
225454	3471	Bobbin Winder Frame Hinge Pin, for 225382.....
225455	3471	Bobbin Winder Frame Spring, for 225382.
225456	3471	" " " " Plunger, for 225382.....
225458	3471	Bobbin Winder Stop Latch Thumb Lever, for 225382.....
225459	3471	Bobbin Winder Stop Latch Thumb Lever Hinge Stud, for 225382.....
225459	3471	Bobbin Winder Stop Latch Thumb Lever Joint Stud, for 225382.....
225461	3471	Bobbin Winder Tension Bracket with 201499B, for 225462.....
225462	-----	Bobbin Winder Tension Bracket complete, for 225382, Nos. 201572B, 202407, 225461 and two 2102.....
228026	22377	Bobbin Winder Tension Bracket Screw Washer, for 225382.....
350104	22373	Roller Screw, for 51898, 51900, 51901 and 51902.....

PLATE 3471—FULL SIZE




PLATE 8387—FULL SIZE




PLATE 8399—FULL SIZE




PLATE 8404—ONE-HALF SIZE




PLATE 8405—ONE-FOURTH SIZE




PLATE 8406—ONE-FOURTH SIZE

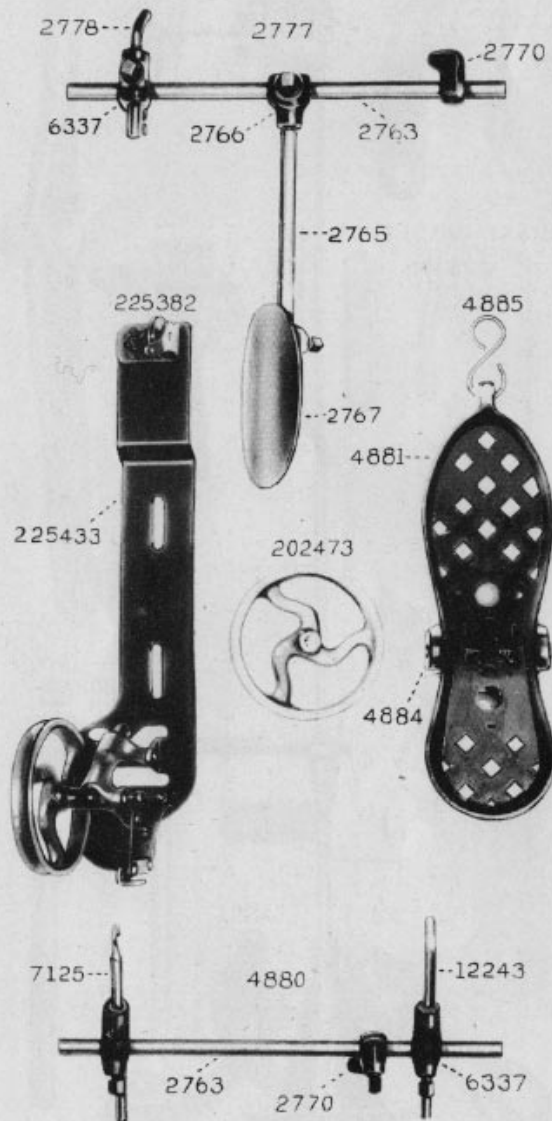


PLATE 8407—ONE-FOURTH SIZE





PLATE 8408—ONE-FOURTH SIZE

24108



41929

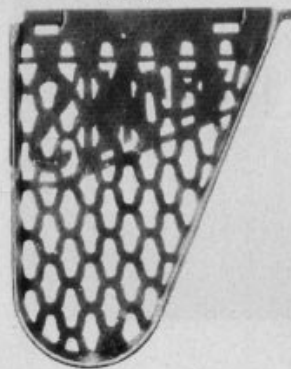




PLATE 8443—ONE-FOURTH SIZE

27072



126036



2878




PLATE 8674-FULL SIZE







PLATE 22364 - FULL SIZE



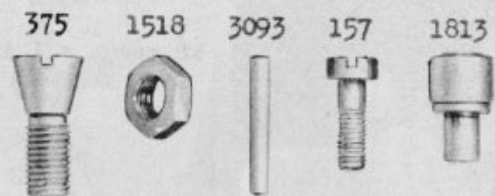
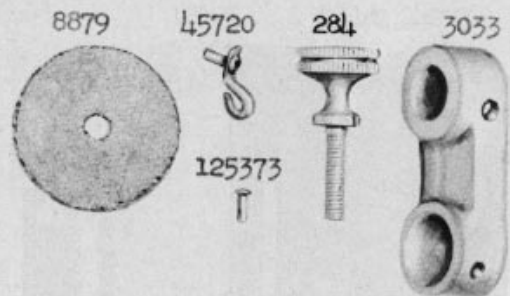



PLATE 22365 - FULL SIZE

24443



20323




12 teeth = 1 inch

208



24444



12436



18 teeth = 1 inch

691




PLATE 22366 - ONE - HALF SIZE

12403



12193



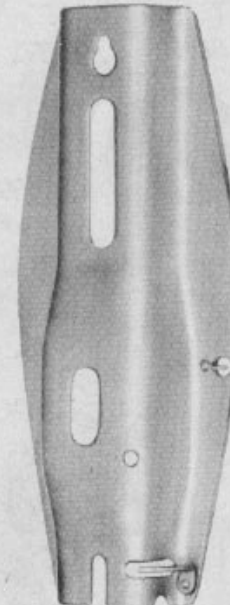
24297



24034



20058




24028



12357



25878



12480



PLATE 22367 - FULL SIZE

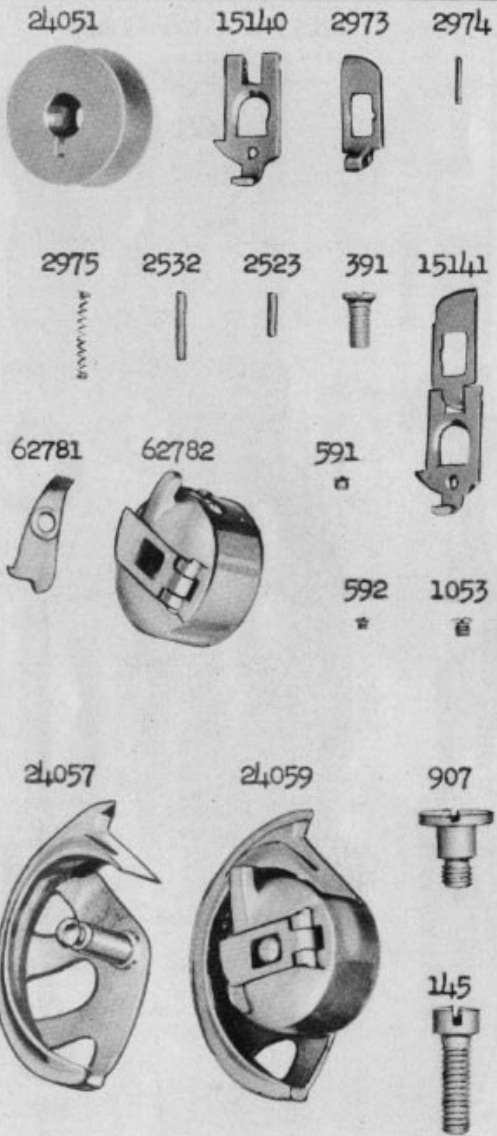


PLATE 22368 - FULL SIZE

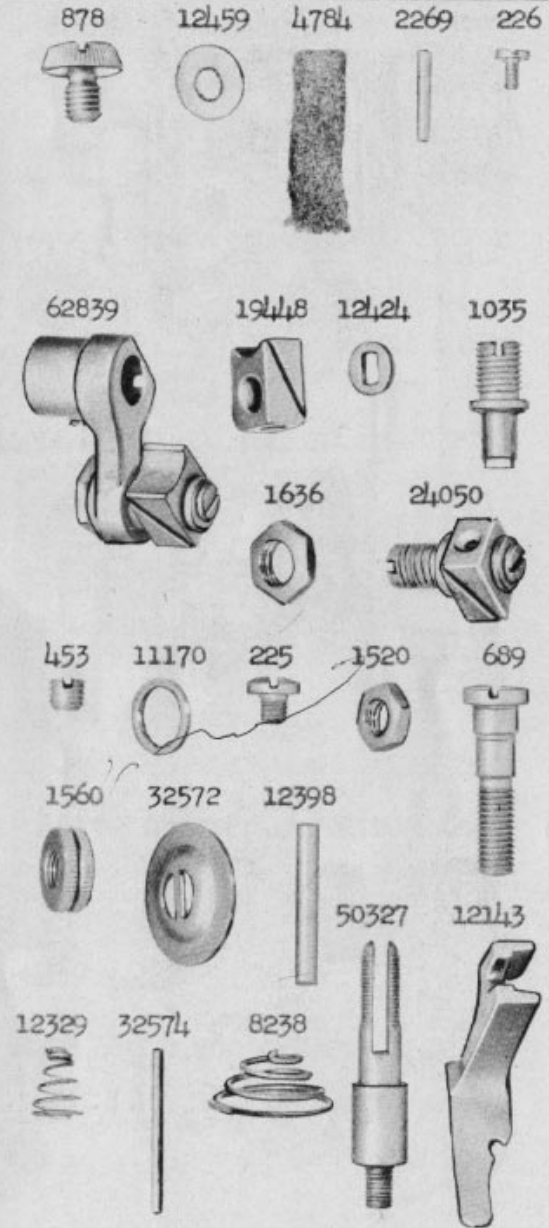


PLATE 22369 - FULL SIZE




PLATE 22370 - ONE - HALF SIZE

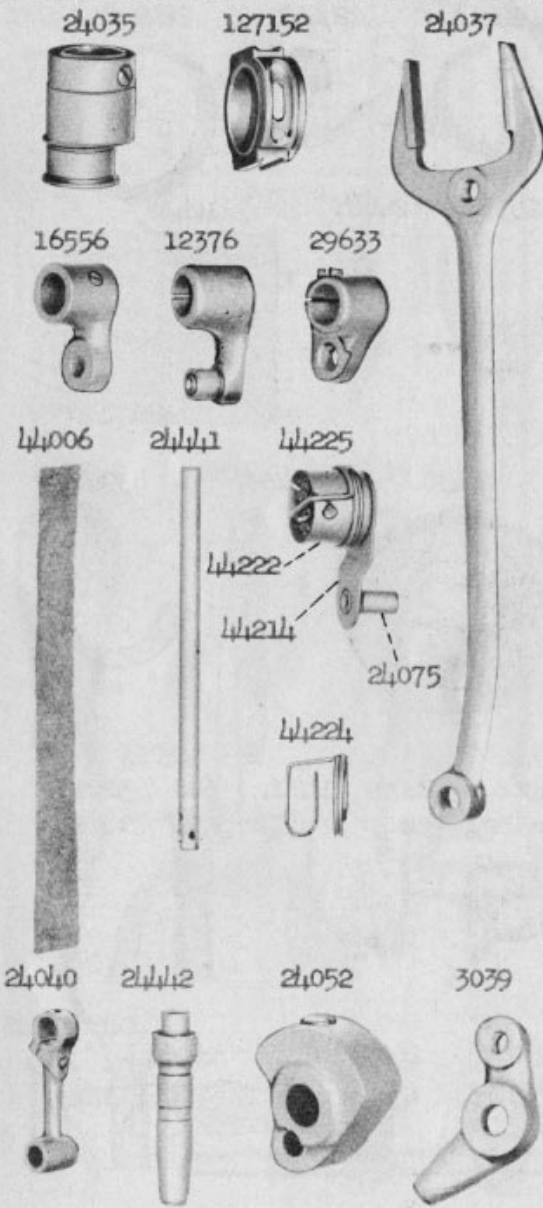


PLATE 22371 - ONE - HALF SIZE

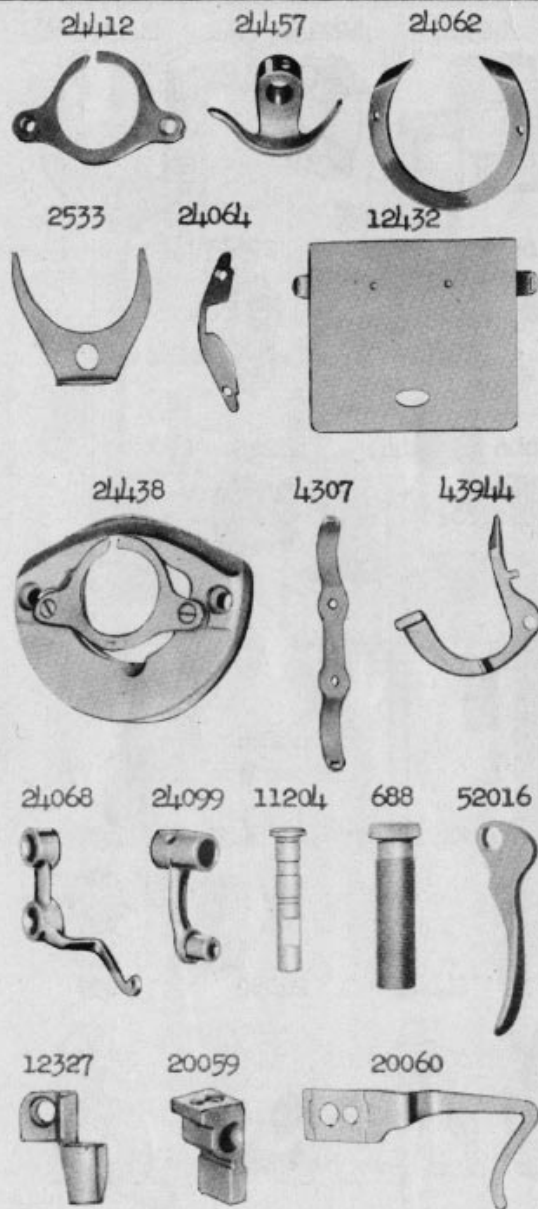


PLATE 22372 - ONE - HALF SIZE

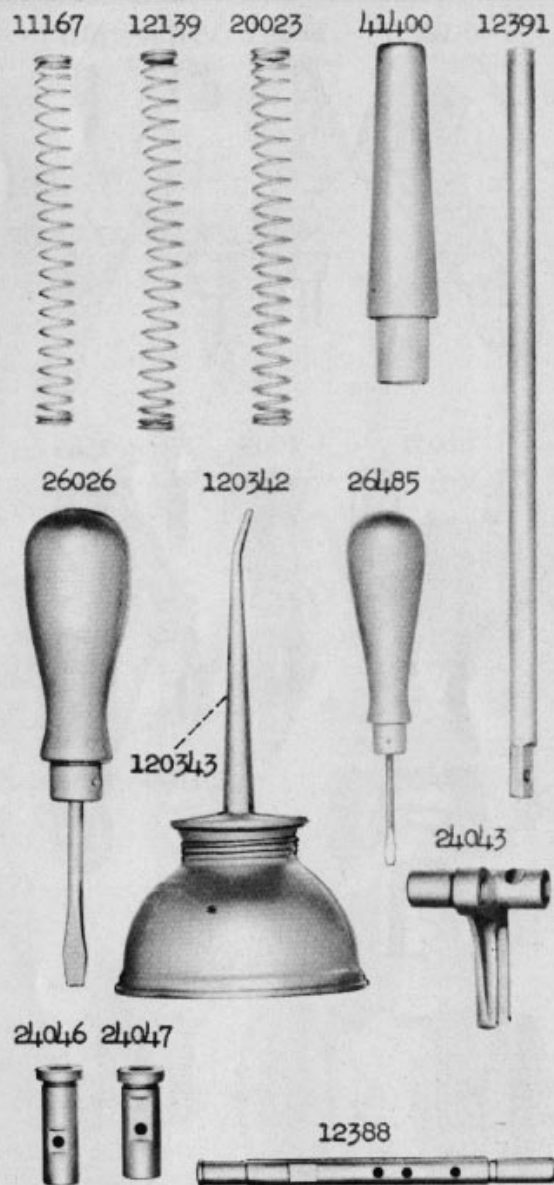


PLATE 22373 - FULL SIZE

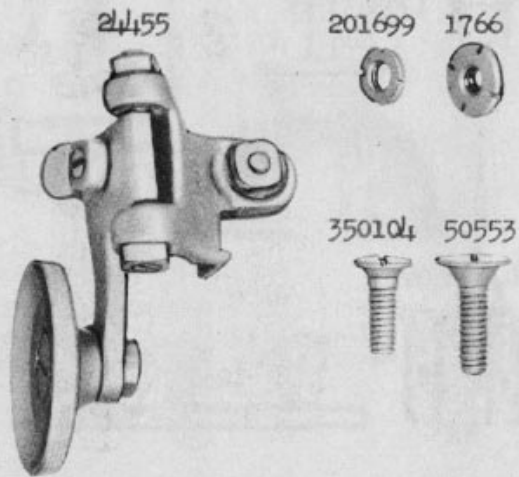
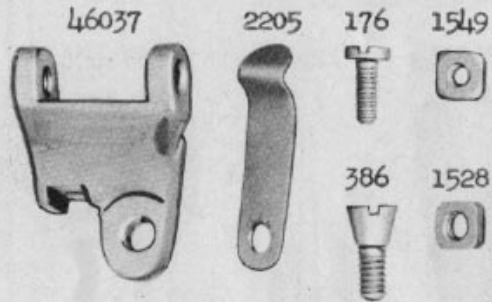
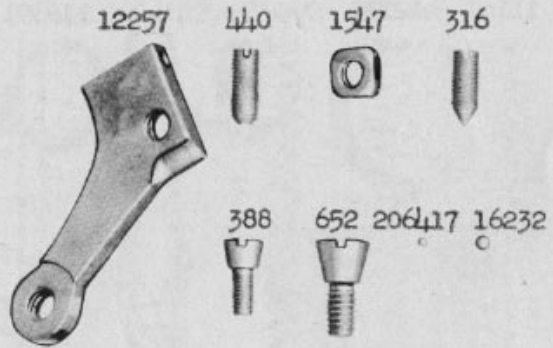


PLATE 22374 - FULL SIZE


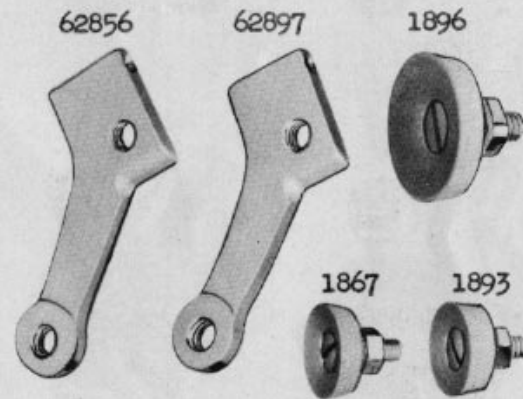
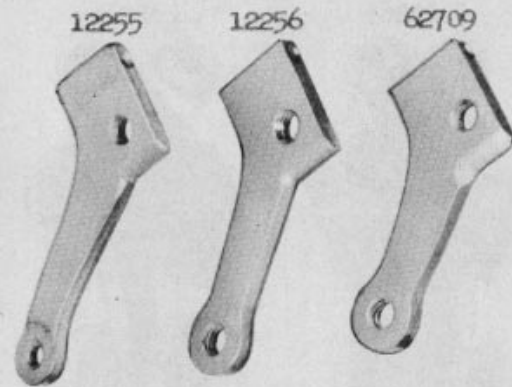
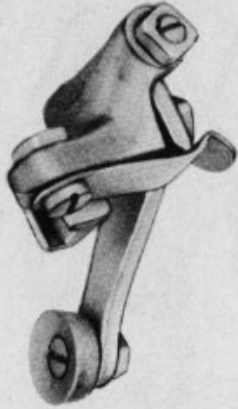
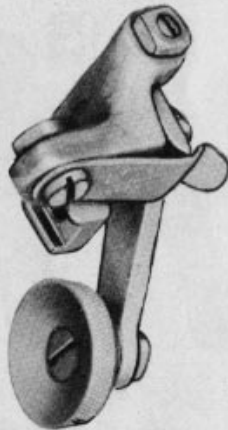


PLATE 22375 - FULL SIZE

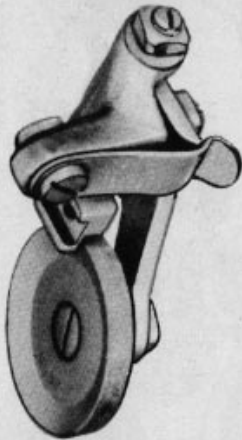
12263



12264



12267



2206





PLATE 22376 - FULL SIZE


62865



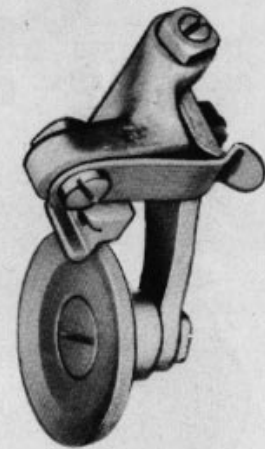
62866



62862



62710



51900



PLATE 22377 - FULL SIZE



PLATE 22378 - ONE - HALF SIZE

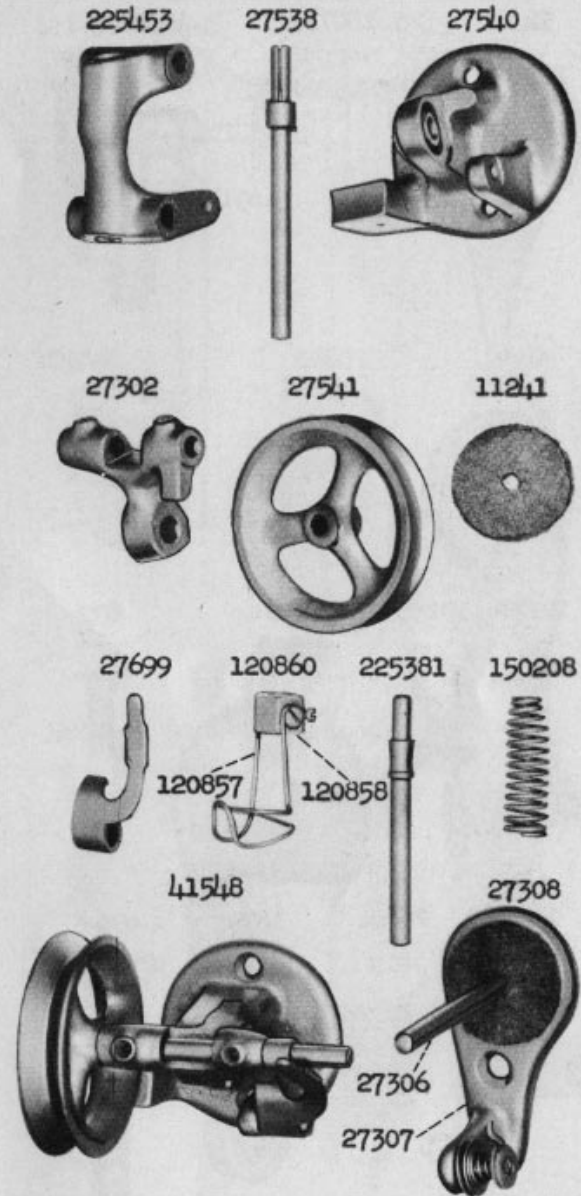


PLATE 22379 - ONE - HALF SIZE




PLATE 22380 - ONE - HALF SIZE

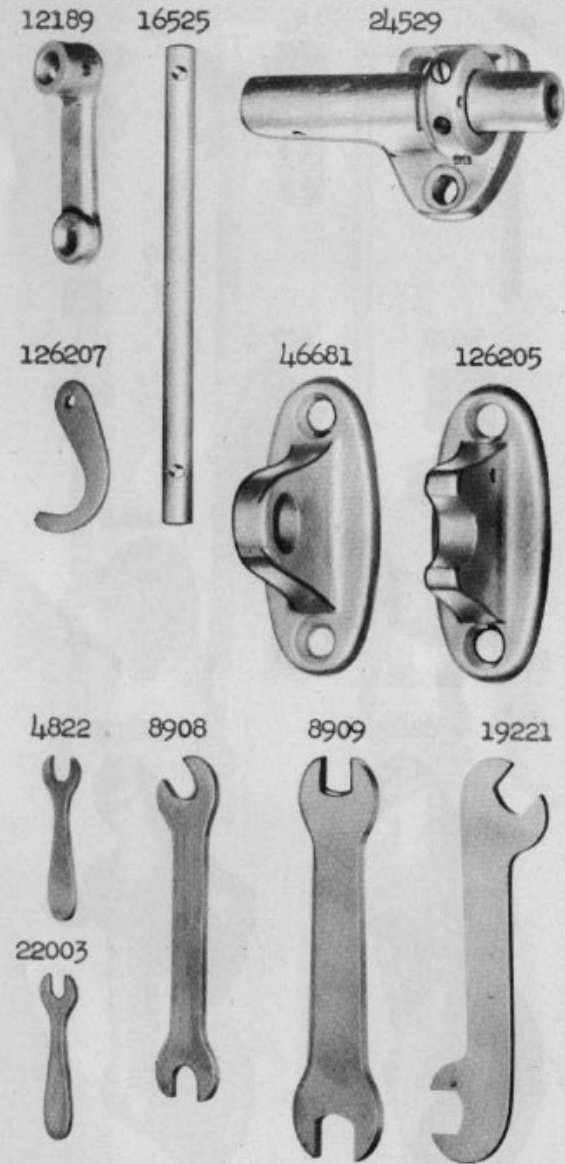


PLATE 22381 - FULL SIZE

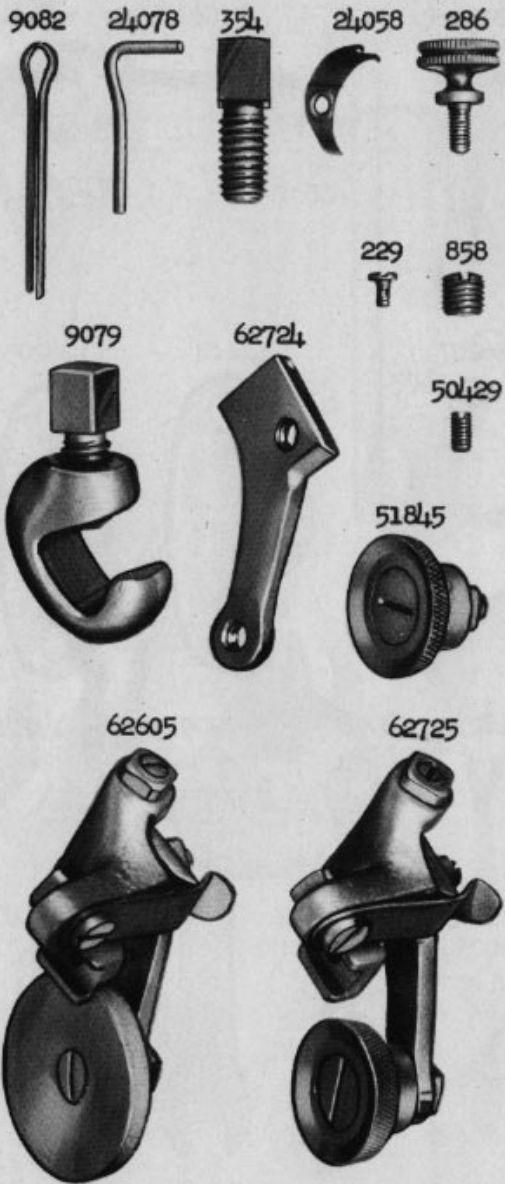


PLATE 22382 - ONE - HALF SIZE

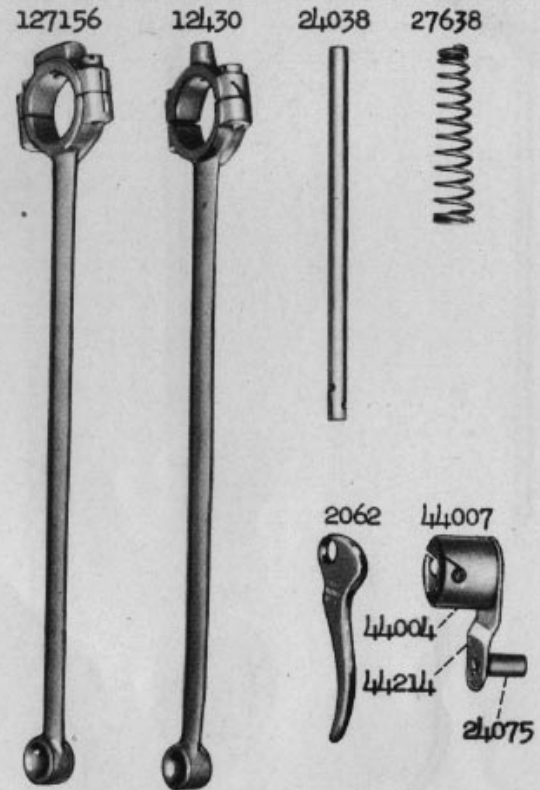


PLATE 22383 - ONE - FOURTH SIZE

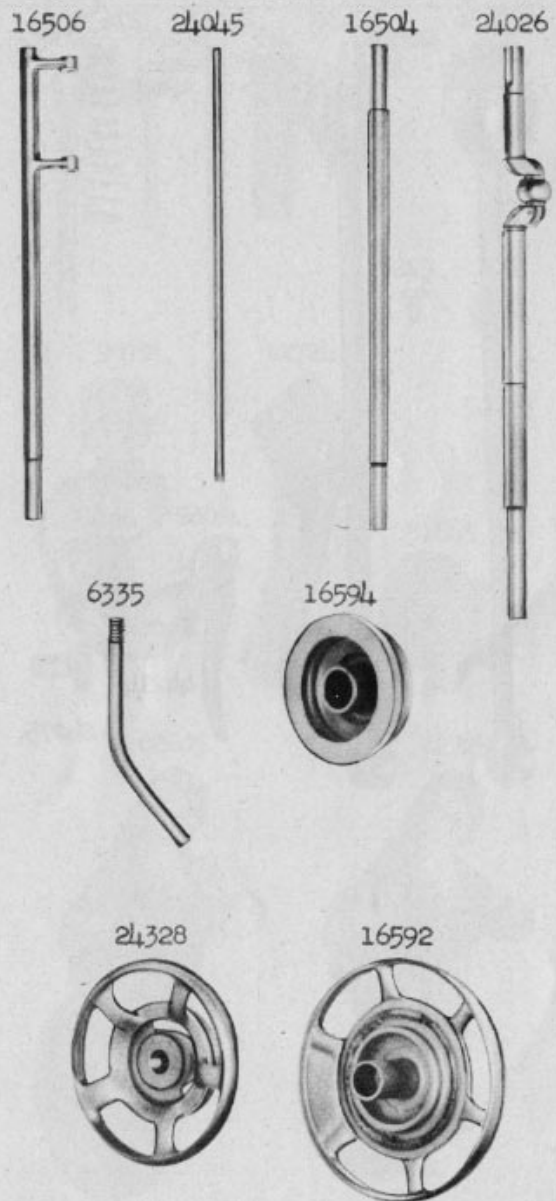


PLATE 22384 - ONE - FOURTH SIZE

