

SINGER

**22W23, W25, W38, W111, W113, W133,
W207**

Form 1874w
FEBRUARY, 1925
PRINTED IN U. S. A.

LIST OF PARTS



MACHINES
Nos. 22w23, 22w25,
22w38, 22w111, 22w113,
22w133 and 22w207

THE SINGER MANUFACTURING COMPANY

Instructions for Ordering

In ordering from this list, use **ONLY** the **PART** number in the **FIRST** column.

The number stamped on a Sewing Machine Part is the number of the Single Part only, except when the part includes Set Screws, Clamping Screws, Studs and Rollers Spun on, Small Wires riveted, or Parts soldered together, etc., which it is necessary to furnish in combination.

Every combination of parts sent out has its specific number which, although not stamped on Parts (except in above cases) must be used when ordering the combination.

Each number always indicates the **SAME PART** in whatever list it appears, or for whatever Machine.

The letters after some of the numbers indicate the style of finish only, as follows:

- A. Hardened, Polished and Plated.
- B. Polished and Plated.
- C. Hardened only.
- D. Polished only.
- E. Soft, not polished.
- F. Hardened and Polished.
- H. Blued.

These letters **MUST BE USED** when they appear in the list and **AFTER** the number, as in the list.

In this series

- 200001 to 201500 are Screw Numbers.
- 201501 to 201800 are Nut Numbers.
- 201801 to 202000 are Roller Numbers.
- 202001 and upward are numbers of Machine Parts.

The figures in the second column refer only to the plate in which the illustration of the part is shown and are **NOT TO BE USED** in ordering.

Two or more numbers over a cut indicate that the difference between such parts is not visible in an illustration.

Parts marked with an asterisk (*) are furnished only when repairs are made at the factory.

LIST OF PARTS COMPLETE

FOR

MACHINE No. 22w23

DROP FEED

For Collars and Cuffs

In gauges from $\frac{3}{8}$ to $\frac{1}{4}$ inch

No.	Plate	Name
*204161	---	Arm with 200439c, 202036 and 204705
204163	12305	Arm Cap
200278H	12311	" " Screw
202248	12307	" " " Washer
200963E	12311	" Screw (3)
202005	12308	" " Washer (3)
203202	12333	" Shaft
204705	12334	" " Bushing (front)
200439c	12311	" " " Position Screw ..
204440	12333	" " Connection with four 200054E (2)
200054E	12307	Arm Shaft Connection Screw
202299	---	" " Oil Packing (wick) (2)
204805	13329	Balance Wheel, $5\frac{1}{4}$ in. diam. (belt groove $2\frac{3}{4}$ in. diam.), with 200328c and 200335c
200062H	12311	Balance Wheel Adjusting Screw ..
200328c	12311	" " Position Screw
200335c	12311	" " Set Screw
*203300	---	Bed with 202062, 203248, 203249, two each 200362c, 200516E, 200840E and 202299
202258	12345	Bed Hinge Connection (2)
200570E	12311	" " " Screw (4)
203329	11802	" Slide (back)
203301	12334	" " (front)
203208	12312	Bobbin (2)
203210	12312	" Case Base with 202056, 203211 to 203213 and 203216 ...
203211	12312	Bobbin Case Base Latch
*202056	---	" " " " Pin
203212	12312	" " " " Plunger ..
203213	12312	" " " " Spring ...

No.	Plate	Name
203209	12312	Bobbin Case Cap with 200984c, 203214, 203215 and two 200594c...
203214	12312	Bobbin Case Tension Spring
200984c	12312	" " " " Regulating Screw
200594c	12312	Bobbin Case Tension Spring Screw
203215	12312	" " Thread Guide
200594c	12312	" " " " Screw ..
203216	12312	" " Washer (cloth)
203217	12312	Bobbin Case complete, Nos. 203209 and 203210
221432	---	Compound Presser Bar 202506 with 202737 and 202874
204533	12333	Face Plate with 200366n, 204730, two each 200368n, 202090, 204281 and three 200397n
200053c	12311	Face Plate Screw
204730	12386	" " Thread Guide
200397n	12309	" " " " Set Screw
221444	11804	Face Plate complete, Nos. 200135e, 200319c, 200577n, 204277 to 204279, 204533, 204555, 213873, two each 200309e, 204059 and 213872
203303	12334	Feed Bar with 204189
203309	---	" " 203303 with 200214e, 201525e and 204200
200214e	12386	Feed Bar Hinge Screw
201525e	12386	" " " " Nut
214424	11142	" " Spring
204189	12306	" " " Hook
211642	13142	" Dog, for 211641
211648	13142	" " " 211647
211654	13141	" " " 211653
211784	13143	" " " 211782
200106e	12311	" " Screw (2)
200075e	11801	" " Support Screw
201535e	11801	" " " " Nut
213032	11801	" Driving Cam with 200378c and 200437c
204192	---	Feed Driving Cam Fork Lever with 204195 and 204293
204193	12334	Feed Driving Cam Fork Lever Connection with 200668c and 201525e
204194	12306	Feed Driving Cam Fork Lever Connection Clamp with 200031f
200031f	12311	Feed Driving Cam Fork Lever Connection Clamp Pinch Screw
200668c	12386	Feed Driving Cam Fork Lever Connection Clamp Screw Stud

No.	Plate	Name
201525e	12386	Feed Driving Cam Fork Lever Connection Clamp Screw Stud ..
200002e	12332	Feed Driving Cam Fork Lever Connection Hinge Screw
201522e	12332	Feed Driving Cam Fork Lever Connection Hinge Screw Nut
*204195	---	Feed Driving Cam Fork Lever Shaft
204197	12306	Feed Driving Cam Fork Lever Shaft Collar with 200113f
200113f	12308	Feed Driving Cam Fork Lever Shaft Collar Set Screw
204293	12308	Feed Driving Cam Fork Lever Shaft Position Pin
204196	12307	Feed Driving Cam Fork Lever Shaft Sleeve (split)
200043c	12311	Feed Driving Cam Fork Lever Shaft Sleeve Set Screw
201524e	12332	Feed Driving Cam Fork Lever Shaft Sleeve Set Screw Nut ...
204198	12334	Feed Driving Cam Fork Lever complete, Nos. 204192 and 204194 ..
200437c	12311	Feed Driving Cam Position Screw
200378c	12311	" " " Set Screw
204199	12333	" " Rock Shaft
206554	---	" " " " 204199 with 200002e, 201522e and 204193 ...
202305	12307	Feed Driving Rock Shaft Center (2)
200043c	12311	" " " " " Set Screw (2)
204200	12305	Feed Driving Rock Shaft Crank with 204189 (on left side) and two 200383c
200383c	12311	Feed Driving Rock Shaft Crank Set Screw
203454	11801	Feed Lifting Cam with 200353c and 202126
204202	12308	Feed Lifting Cam Fork with 200027e
200027e	12332	" " " " Pinch Screw
202126	12308	" " " Position Pin
200353c	11801	" " " Set Screw
203305	12334	" " Rock Shaft
203315	12334	" " " " 203305 with 203238
202305	12307	Feed Lifting Rock Shaft Center (2)
200043c	12311	" " " " " Set Screw (2)
202276	12308	Feed Lifting Rock Shaft Slide Block

No.	Plate	Name
203238	12308	Feed Lifting Rock Shaft Slide Block 202276 with 200243e and 201531e
200243e	12332	Feed Lifting Rock Shaft Slide Block Hinge Screw
201531e	12308	Feed Lifting Rock Shaft Slide Block Hinge Screw Nut
204206	12306	Feed Regulating Handle
204207	12334	" " " 204206 with 200098e, 202622, 204208 to 204210, 204213 and 204925
204208	12307	Feed Regulating Handle Adjustable Stop
200098e	12307	Feed Regulating Handle Adjustable Stop Screw
204925	12306	Feed Regulating Handle Adjustable Stop Screw Washer
204209	12307	Feed Regulating Handle Position Pin
204210	12306	Feed Regulating Handle Shaft
204211	12306	" " " " Crank with 200098e
204212	12307	Feed Regulating Handle Shaft Crank Link
200271e	12311	Feed Regulating Handle Shaft Crank Link Hinge Screw (lower)
200291e	12307	Feed Regulating Handle Shaft Crank Link Hinge Screw (upper)
200098e	12307	Feed Regulating Handle Shaft Crank Set Screw
204213	12307	Feed Regulating Handle Shaft Sleeve (split)
200362c	12311	Feed Regulating Handle Shaft Sleeve Set Screw
202622	12306	Feed Regulating Handle Shaft Sleeve Washer
202036	12332	Feed Regulating Handle Stop Pin
204214	---	Feed Regulating Handle complete, Nos. 200291e, 204207, 204211 and 204212
*203674	---	Hook (sewing)
203675	11801	" 203674 with 201253e, 201376e and 203251
203676	---	Hook and Bobbin Case complete, Nos. 203217 and 203675
203241	11007	Hook Bevel Gear Socket, 24 teeth
200555H	11007	" " " " Screw
203242	11007	" " Pinion, 24 teeth, with two 200383c (2)

No.	Plate	Name
200383c	12311	Hook Bevel Pinion Set Screw
203306	12333	" Counter Shaft
203244	11007	" " " Collar with two 200393c
200393c	11007	Hook Counter Shaft Collar Set Screw
203245	11007	Hook Counter Shaft Driving Gear, 44 teeth, with 200362c and 200439c
200439c	12311	Hook Counter Shaft Driving Gear Position Screw
200362c	12311	Hook Counter Shaft Driving Gear Set Screw
203246	11007	Hook Counter Shaft Gear, 22 teeth, with two 200383c
200383c	12311	Hook Counter Shaft Gear Set Screw
202299	---	" " " Oil Packing (wick)
200840e	11007	Hook Counter Shaft Oil Packing (wick) Stop Screw
203247	12333	Hook Driving Shaft
203248	12234	" " " Bearing with 202299
202299	---	Hook Driving Shaft Bearing Oil Packing (wick)
202126	12308	Hook Driving Shaft Bearing Position Pin
200516e	12311	Hook Driving Shaft Bearing Screw
203249	11007	" " " Bushing (eccentric)
202299	---	Hook Driving Shaft Bushing Oil Packing (wick)
200362c	12311	Hook Driving Shaft Bushing Set Screw
213141	11801	Hook Driving Shaft Collar with two 200393c
200393c	11007	Hook Driving Shaft Collar Set Screw
203251	12312	Hook Gib
201376e	13136	" " Hinge Screw
201253e	13136	" " Screw
203307	12335	" Saddle (left or right) with 202299
202299	---	Hook Saddle Oil Packing (wick)
200006e	11007	" " Screw (4)
225585	11007	" " " Washer (4)
213035	11029	" Washer
213741	11805	Hook Saddle complete, Nos. 200555H, 203241, 203307, 203676 and 213035

No.	Plate	Name
203677	—	Hook Saddle Combination(left and right) complete, Nos. two 213741
208490	—	Knee Lifter Connection Lever
227311	—	" " " " 208490 with 227302, 227308 and two 200262H
200262H	12306	Knee Lifter Connection Lever Hinge Screw
227308	11125	Knee Lifter Connection Lever Lifting Rod with 202302
202302	12306	Knee Lifter Connection Lever Lifting Rod Cotter Pin
227302	11125	Knee Lifter Lifting Lever
200262H	12306	" " " " Hinge Screw
231390	11802	Needle Bar (hollow)
204248	12307	" " Connecting Link
200658C	12307	" " " " Hinge Screw Stud
200380C	12319	Needle Bar Connecting Link Hinge Screw Stud Set Screw
204249	12308	Needle Bar Connecting Stud with 200072C and 202277
202277	—	Needle Bar Connecting Stud Oil Packing (wick)
200072C	12308	Needle Bar Connecting Stud Pinch Screw
204326	—	Needle Bar Packing Cord (2)
200504E	12386	" " Screw Bushing (lower)
200503B	12386	" " " " (upper)
231383	13140	" Holder, in gauges from $\frac{3}{16}$ to $\frac{1}{4}$ in., in steps of $\frac{1}{32}$ in., with 201030F and two 200141F
201030F	13136	Needle Holder Screw
200141F	12332	" Set Screw
202506	11802	Presser Bar (hollow)
202509	13084	" " Auxiliary Bar with 200543H
202510	13084	Presser Bar Auxiliary Bar Collar with 200141F
200141F	12332	Presser Bar Auxiliary Bar Collar Set Screw
200543H	13084	Presser Bar Auxiliary Bar Foot Screw
202512	13084	Presser Bar Auxiliary Bar Pin
202513	13084	" " " " Spring..
*206904	—	" " Bracket

No.	Plate	Name
202507	13084	Presser Bar Bracket 206904 with 200387C
202874	—	Presser Bar Bracket 202507 with 202509, 202510, 202512 and 202513
200387C	12376	Presser Bar Bracket Set Screw ...
204252	12308	" " Lifter
200550C	12311	" " " Hinge Screw ..
204253	12308	" " Lifting Bracket with 200086C
200086C	12308	Presser Bar Lifting Bracket Pinch Screw
204254	12307	Presser Bar Lifting Bracket Position Guide
200362C	12311	Presser Bar Lifting Bracket Position Guide Set Screw
204327	12306	Presser Bar Packing Washer (felt)
200504E	12386	" " Screw Bushing (lower)
204255	13135	" " Spring
202737	13084	" " Stop Collar with 200380C
200380C	12319	Presser Bar Stop Collar Set Screw
200491B	12305	" " Thumb Screw (pressure regulating)
229550	13084	Presser Foot, 46 needle hole, in gauges from $\frac{3}{16}$ to $\frac{1}{8}$ in., in steps of $\frac{1}{32}$ inch
222292	13144	Presser Foot, 46 needle hole, in gauges $\frac{3}{16}$ and $\frac{1}{4}$ inch
203225	11802	Take-up Cam with 200335C, 200380C, 200383C, 200430C and 200658C ..
203172	12307	Take-up Cam Friction Washer ...
200430C	12311	" " Position Screw
200383C	12311	" " " " Check Screw
200335C	12311	Take-up Cam Set Screw
204553	12386	" Lever
206601	—	" " 204553 with 204263 ..
204263	12386	" " Bearing with 204264..
204264	12306	" " " Position Pin ..
200042F	12311	" " " Screw
201816	12307	" " Roller
204554	12386	Take-up Lever complete, Nos. 200042F, 201816 and 206601
202402	12309	Tension Disc
202090	12309	" " Position Pin
204555	12332	" Release Lever
200309F	10483	" " " Screw
202075	12309	" " Plunger
208489	—	" " Slide
206608	13136	" " " Spring

No.	Plate	Name
204270	11801	Tension Spring
200632B	12309	" Stud
200397H	12309	" " Set Screw
201572B	10881	" Thumb Nut
204271	12309	" Washer
213872	13136	Tension complete, Nos. 200632B, 201572B, 202075, 204270, 204271 and two 202402
204273	12308	Thread Controller Adjusting Collar with 200684H (for Presser Bar) ..
200684H	12308	Thread Controller Adjusting Collar Screw
204274	12309	Thread Controller Plate
200577H	12311	" " " Screw ...
202098	12309	" " Roller
204275	12309	" " Guard
202084	12309	" " " Washer
200300C	12309	" " " Screw
202085	11868	" " Spring
204333	12309	" " " Guard
200581H	12309	" " " " Screw
204277	12309	" " " Stop
204278	12309	" " " Driving Gear
200319C	12309	Thread Controller Spring Stop Driv- ing Gear Hinge Screw
200135E	12309	Thread Controller Spring Stop Screw
204279	12309	Thread Controller Spring Stud with 204925
200366H	12309	Thread Controller Spring Stud Set Screw
204925	12306	Thread Controller Spring Stud Washer
205987	12309	Thread Controller complete, Nos. 200300C, 200581H, 202084, 202098, 204274, 204275 and 204333
213873	11801	Thread Controller and Spring com- plete, Nos. 202085 and 205987 ..
203313	12386	Thread Guide
204556	12386	" "
204281	12309	" Retainer Guide Wire
202091	12309	" " Sleeve
202092	12309	" " Spring
204058	12309	" " Stud
200368H	12309	" " " Set Screw
204059	12309	Thread Retainer complete, Nos. 202091, 202092 and 204058

No.	Plate	Name
211641	13146	Throat Plate, 50 needle hole, for needle sizes 14 and 15, in $\frac{3}{16}$ in. gauge, for 211642
211647	13146	Throat Plate, 50 needle hole, for needle sizes 14 and 15, in $\frac{1}{4}$ in. gauge, for 211648
211653	13146	Throat Plate, 50 needle hole, for needle sizes 14 and 15, in gauges $\frac{3}{16}$ and $\frac{1}{4}$ in., for 211654
211782	13146	Throat Plate, 50 needle hole, for needle sizes 14 and 15, in gauges $\frac{3}{16}$ and $\frac{1}{4}$ in., for 211784
200161D	12319	Throat Plate Clamp Screw
202062	12308	" " Position Pin
200577H	12311	" " Screw

No.	Plate	Name
213639	11801	Cord Guiding Eccentric Shaft Collar with 200380c
200380c	12319	Cord Guiding Eccentric Shaft Collar Set Screw
202576	11036	Cord Guiding Eccentric Shaft Washer
200097c	11036	Cord Guiding Eccentric Shaft Washer Screw
213415	11029	Cord Tension Bracket with two each 200618B, 202090 and 202571
200577H	12311	Cord Tension Bracket Screw (2) ..
202402	12309	" " Disc
202090	12309	" " Position Pin
202579	11036	" " Spring
202580	11036	" " Washer
200618B	11029	" " Stud
202571	11029	" " Thread Leader
201572B	10881	" " Thumb Nut
213670	—	Cord Tension Bracket complete, Nos. 213415, two each 201572B, 202579, 202580 and four 202402 ..
204533	12333	Face Plate with 200366H, 204730, two each 200368H, 202090, 204281 and three 200397H
200053c	12311	Face Plate Screw
204730	12386	" " Thread Guide
200397H	12309	" " Set Screw
204874	12333	Face Plate complete, Nos. 200135E, 200319c, 200577H, 204277 to 204280, 204533, 204555, two each 200309E, 204059 and 204272
203303	12334	Feed Bar with 204189
203309	—	" " 203303 with 200214E, 201525E and 204200
200214E	12386	Feed Bar Hinge Screw
201525E	12386	" " Nut
214424	11142	" " Spring
204189	12306	" " Hook
211298	13142	" Dog, for 211879
212571	11813	" " 211614
200106E	12311	" " Screw (2)
200075E	11801	" " Support Screw
201535E	11801	" " Nut
203233	12305	" Driving Cam with 200382c and 200437c
204192	—	Feed Driving Cam Fork Lever with 204195 and 204293
204193	12334	Feed Driving Cam Fork Lever Connection with 200668c and 201525E

No.	Plate	Name
204194	12306	Feed Driving Cam Fork Lever Connection Clamp with 200031E
200031E	12311	Feed Driving Cam Fork Lever Connection Clamp Pinch Screw
200668c	12386	Feed Driving Cam Fork Lever Connection Clamp Screw Stud
201525E	12386	Feed Driving Cam Fork Lever Connection Clamp Screw Stud Nut ..
200002E	12332	Feed Driving Cam Fork Lever Connection Hinge Screw
201522E	12332	Feed Driving Cam Fork Lever Connection Hinge Screw Nut
*204195	—	Feed Driving Cam Fork Lever Shaft
204197	12306	Feed Driving Cam Fork Lever Shaft Collar with 200113E
200113E	12308	Feed Driving Cam Fork Lever Shaft Collar Set Screw
204293	12308	Feed Driving Cam Fork Lever Shaft Position Pin
204196	12307	Feed Driving Cam Fork Lever Shaft Sleeve (split)
200043c	12311	Feed Driving Cam Fork Lever Shaft Sleeve Set Screw
201524E	12332	Feed Driving Cam Fork Lever Shaft Sleeve Set Screw Nut
204198	12334	Feed Driving Cam Fork Lever complete, Nos. 204192 and 204194 ..
200437c	12311	Feed Driving Cam Position Screw
200382c	11142	" " Set Screw
204199	12323	" " Rock Shaft
206554	—	" " " " 204199 with 200002E, 201522E and 204193 ...
202305	12307	Feed Driving Rock Shaft Center (2)
200043c	12311	" " " " " Set Screw (2)
204200	12305	Feed Driving Rock Shaft Crank with 204189 (on left side) and two 200383c
200383c	12311	Feed Driving Rock Shaft Crank Set Screw
203235	12308	Feed Lifting Cam with 202126 ...
204202	12308	" " Fork with 200027E
200027E	12332	" " Pinch Screw
202126	12308	" " Position Pin ...
200045E	12332	" " Screw
203305	12334	" " Rock Shaft
203315	12334	" " " " 203305 with 203238

No.	Plate	Name
202305	12307	Feed Lifting Rock Shaft Center (2)
200043c	12311	" " " " " Set Screw (2)
202276	12308	Feed Lifting Rock Shaft Slide Block
203238	12308	Feed Lifting Rock Shaft Slide Block 202276 with 200243e and 201531e
200243e	12332	Feed Lifting Rock Shaft Slide Block Hinge Screw
201531e	12308	Feed Lifting Rock Shaft Slide Block Hinge Screw Nut
204206	12306	Feed Regulating Handle
204207	12334	" " " 204206 with 200098F, 202622, 204208 to 204210, 204213 and 204925
204208	12307	Feed Regulating Handle Adjustable Stop
200098F	12307	Feed Regulating Handle Adjustable Stop Screw
204925	12306	Feed Regulating Handle Adjustable Stop Screw Washer
204209	12307	Feed Regulating Handle Position Pin
204210	12306	Feed Regulating Handle Shaft
204211	12306	" " " " Crank with 200098F
204212	12307	Feed Regulating Handle Shaft Crank Link
200271e	12311	Feed Regulating Handle Shaft Crank Link Hinge Screw (lower)
200291e	12307	Feed Regulating Handle Shaft Crank Link Hinge Screw (upper)
200098F	12307	Feed Regulating Handle Shaft Crank Set Screw
204213	12307	Feed Regulating Handle Shaft Sleeve (split)
200362c	12311	Feed Regulating Handle Shaft Sleeve Set Screw
202622	12306	Feed Regulating Handle Shaft Sleeve Washer
202036	12332	Feed Regulating Handle Stop Pin
204214	---	Feed Regulating Handle complete, Nos. 200291e, 204207, 204211 and 204212
*203239	---	Hook (sewing)
203240	12312	" 203239 with 201253e, 201376F and 203251
203290	12312	Hook and Bobbin Case complete, Nos. 203217 and 203240

No.	Plate	Name
203241	11007	Hook Bevel Gear Socket, 24 teeth
200555H	11007	" " " " Screw ...
203242	11007	" " Pinion, 24 teeth, with two 200383c (2)
200383c	12311	Hook Bevel Pinion Set Screw
203306	12333	" Counter Shaft
203244	11007	" " " Collar with two 200393c
200393c	11007	Hook Counter Shaft Collar Set Screw
203245	11007	Hook Counter Shaft Driving Gear, 44 teeth, with 200362c and 200439c
213154	12305	Hook Counter Shaft Driving Gear 203245 with 200045e and 203235..
200439c	12311	Hook Counter Shaft Driving Gear Position Screw
200362c	12311	Hook Counter Shaft Driving Gear Set Screw
203246	11007	Hook Counter Shaft Gear, 22 teeth, with two 200383c
200383c	12311	Hook Counter Shaft Gear Set Screw
202299	---	" " " Oil Packing (wick)
200840e	11007	Hook Counter Shaft Oil Packing (wick) Stop Screw
203247	12333	Hook Driving Shaft
203248	12234	" " " Bearing with 202299
202299	---	Hook Driving Shaft Bearing Oil Packing (wick)
202126	12308	Hook Driving Shaft Bearing Posi- tion Pin
200516e	12311	Hook Driving Shaft Bearing Screw
203249	11007	" " " Bushing (eccen- tric)
202299	---	Hook Driving Shaft Bushing Oil Packing (wick)
200362c	12311	Hook Driving Shaft Bushing Set Screw
213141	11801	Hook Driving Shaft Collar with two 200393c
200393c	11007	Hook Driving Shaft Collar Set Screw
203251	12312	Hook Gib
201376F	13136	" " Hinge Screw
201253e	13136	" " Screw
203307	12335	" Saddle (left or right) with 202299

No.	Plate	Name
202299	---	Hook Saddle Oil Packing (wick) ..
200006E	11007	" " Screw (4)
225585	11007	" " Washer (4)
203254	12312	" Washer
203308	12335	Hook Saddle complete, Nos. 200555u, 203241, 203254, 203290 and 203307
203462	---	Hook Saddle Combination (left and right) complete, Nos. two 203308
208490	---	Knee Lifter Connection Lever
213877	11802	" " " " Lifting Rod with 202302
202302	12306	Knee Lifter Connection Lever Lifting Rod Cotter Pin
227302	11125	Knee Lifter Lifting Lever
231390	11802	Needle Bar (hollow)
204248	12307	" " Connecting Link
200658c	12307	" " " " Hinge Screw Stud
201519E	12307	Needle Bar Connecting Link Hinge Screw Stud Nut
204249	12308	Needle Bar Connecting Stud with 200072c and 202277
202277	---	Needle Bar Connecting Stud Oil Packing (wick)
200072c	12308	Needle Bar Connecting Stud Pinch Screw
204326	---	Needle Bar Packing Cord (2)
200504E	12386	" " Screw Bushing (lower)
200503R	12386	" " " " (upper)
231383	13140	" Holder, in gauges $\frac{3}{8}$, $\frac{1}{2}$, $\frac{5}{8}$ and $\frac{3}{4}$ in., with 201030E and two 200141E
201030E	13136	Needle Holder Screw
200141E	12332	" Set Screw
204251	12334	Presser Bar (hollow) with 200074E
204252	12308	" " Lifter
200550c	12311	" " " Hinge Screw ...
204253	12308	" " Lifting Bracket with 200086c
200086c	12308	Presser Bar Lifting Bracket Pinch Screw
204254	12307	Presser Bar Lifting Bracket Position Guide
200362c	12311	Presser Bar Lifting Bracket Position Guide Set Screw

No.	Plate	Name
204327	12306	Presser Bar Packing Washer (felt)
200504E	12386	" " Screw Bushing (lower)
204255	13135	" " Spring
200491B	12305	" " Thumb Screw (pres- sure regulating)
213042	11029	Presser Foot, 46 needle hole, in gauges $\frac{3}{8}$, $\frac{1}{2}$, $\frac{5}{8}$ and $\frac{3}{4}$ inch ..
200074E	12308	Presser Foot Screw
212920	---	Take-up Cam with 200335c and 200430c
203268	12334	Take-up Cam 212920 with 200383c, 200658c and 201519E
203172	12307	Take-up Cam Friction Washer
200430c	12311	" " Position Screw
200383c	12311	" " " " Check Screw
200335c	12311	Take-up Cam Set Screw
204553	12386	" Lever
206601	---	" " 204553 with 204263 ..
204263	12386	" " Bearing with 204264 ..
204264	12306	" " " Position Pin ..
200042E	12311	" " " Screw
201816	12307	" " Roller
204554	12386	Take-up Lever complete, Nos. 200042E, 201816 and 206601
202402	12309	Tension Disc
202090	12309	" " Position Pin
204555	12332	" Release Lever
200309E	10483	" " " Screw
202075	12309	" " Plunger
208489	---	" " Slide
206608	13136	" " " Spring
202407	10881	" Spring
200632B	12309	" Stud
200397H	12309	" Set Screw
201572B	10881	" Thumb Nut
204271	12309	" Washer
204272	12309	Tension complete, Nos. 200632B, 201572B, 202075, 202407, 204271 and two 202402
204273	12308	Thread Controller Adjusting Collar with 200684H (for Presser Bar) ..
200684H	12308	Thread Controller Adjusting Collar Screw
204274	12309	Thread Controller Plate
200577H	12311	" " " Screw
202098	12309	" " Roller
204275	12309	" " " Guard
202084	12309	" " " " Washer

No.	Plate	Name
200300c	12309	Thread Controller Roller Screw ..
204276	12309	" " Spring
204333	12309	" " " Guard
200581H	12309	" " " " Screw
204277	12309	" " " Stop
204278	12309	" " " " Driving Gear
200319c	12309	Thread Controller Spring Stop Driving Gear Hinge Screw
200135E	12309	Thread Controller Spring Stop Screw
204279	12309	Thread Controller Spring Stud with 204925
200366H	12309	Thread Controller Spring Stud Set Screw
204925	12306	Thread Controller Spring Stud Washer
205987	12309	Thread Controller complete, Nos. 200300c, 200581H, 202084, 202098, 204274, 204275 and 204333
204280	12309	Thread Controller and Spring com- plete, Nos. 204276 and 205987 ..
203313	12386	Thread Guide
204556	12386	" "
204281	12309	" Retainer Guide Wire
202091	12309	" " Sleeve
202092	12309	" " Spring
204058	12309	" " Stud
200368H	12309	" " " Set Screw
204059	12309	Thread Retainer complete, Nos. 202091, 202092 and 204058
211879	13147	Throat Plate, 50 needle hole, for needle sizes 14 and 15, in gauges $\frac{3}{32}$, $\frac{1}{8}$ and $\frac{5}{32}$ in., for 211298
211614	11813	Throat Plate, 50 needle hole, for needle sizes 14 and 15, in $\frac{3}{16}$ in. gauge, for 212571
200161D	12319	Throat Plate Clamp Screw
202062	12308	" " Position Pin
200577H	12311	" " Screw

LIST OF PARTS COMPLETE

For

MACHINE No. 22w38

DROP FEED

For Stitching and Trimming Fabrics

In gauges from $\frac{3}{32}$ to $\frac{1}{2}$ inch

No.	Plate	Name
*204441	----	Arm with 200439c, 202036 and 204351
215948	----	Arm Bracket
200189H	11140	" " Screw (3)
215949	----	" " Switch Handle
215950	13139	" " " " 215949 with 201481c, 201528H and 201842
215951	13135	Arm Bracket Switch Handle Spring
200161H	12319	" " " " " " Screw
200859H	11140	Arm Bracket Switch Handle Stud
204346	11140	" " " " " " Bushing
201528H	11801	Arm Bracket Switch Handle Stud Nut
204347	11140	Arm Bracket Switch Handle Stud Spring
204443	11142	Arm Bracket Switch Spring
204349	11142	" " " " Hook ..
208491	----	Arm Bracket complete, Nos. 200161H, 200391c, 200859H, 201528H, 204346, 204347, 204448, 215948, 215950, 215951 and 215953
204163	12305	Arm Cap
200278H	12311	" " Screw
202248	12307	" " Washer
200963E	12311	" Screw (3)
202005	12308	" " Washer (3)
203202	12333	" Shaft
204351	11142	" " Bushing (front)
200439c	12311	" " " Position Screw ..
204440	12333	" " Connection with four 200054E (2)
200054E	12307	Arm Shaft Connection Screw

No.	Plate	Name
204805	13329	Balance Wheel, 5½ in. diam. (belt groove 2¾ in. diam.), with 200328c and 200335c
200062H	12311	Balance Wheel Adjusting Screw ..
200328c	12311	" " Position Screw
200335c	12311	" " Set Screw
203300	—	Bed with 202062, 203248, 203249, two each 200362c, 200516e, 200840e and 202299
202258	12345	Bed Hinge Connection (2)
200570e	12311	" " " Screw (4)
203329	11802	" Slide (back)
203301	12334	" " (front)
203470	11236	Bobbin (2)
*203498	—	" Case
203648	13136	" " Latch
*202056	—	" " " Pin
203473	13136	" " " Plunger
203474	13136	" " " Spring
203499	11235	" " Lever
203476	—	" " " Eccentric
204243	11801	" " " " Position Pin
203506	11235	" " " Fulcrum
200056e	10884	" " " " Screw
203478	11235	" " " Slide Stud
203214	12312	" " Tension Spring
200984c	12312	" " " " Regulat- ing Screw
200594c	12312	Bobbin Case Tension Spring Screw
203216	12312	" " Washer (cloth)
203500	11235	Bobbin Case complete, Nos. 200594c, 200984c, 202056, 203214, 203216, 203473, 203474, 203498 and 203648
204533	12333	Face Plate with 200366H, 204730, two each 200368H, 202090, 204281 and three 200397H
200053c	12311	Face Plate Screw
204730	12386	" " Thread Guide
200397H	12309	" " " " Set Screw
204874	12333	Face Plate complete, Nos. 200135E, 200319c, 200577H, 204277 to 204280, 204533, 204555, two each 200309E, 204059 and 204272
203303	12334	Feed Bar with 204189
203309	—	" " 203303 with 200214e, 201525E and 204200
200214e	12386	Feed Bar Hinge Screw
201525e	12386	" " " " Nut
214424	11142	" " Spring

No.	Plate	Name
204189	12306	Feed Bar Spring Hook
211884	13142	" Dog, for 222298
211805	13143	" " " 222334
222235	13141	" " " 222238
211809	13141	" " " 212050
200106E	12311	" " Screw (2)
203233	12305	" Driving Cam with 200382c and 200437c
204192	—	Feed Driving Cam Fork Lever with 204195 and 204293
204193	12334	Feed Driving Cam Fork Lever Connection with 200668c and 201525e
204194	12306	Feed Driving Cam Fork Lever Connection Clamp with 200031F
200031F	12311	Feed Driving Cam Fork Lever Connection Clamp Pinch Screw
200668c	12386	Feed Driving Cam Fork Lever Connection Clamp Screw Stud
201525e	12386	Feed Driving Cam Fork Lever Connection Clamp Screw Stud Nut
200002E	12332	Feed Driving Cam Fork Lever Connection Hinge Screw
201522e	12332	Feed Driving Cam Fork Lever Connection Hinge Screw Nut
*204195	—	Feed Driving Cam Fork Lever Shaft
204197	12306	Feed Driving Cam Fork Lever Shaft Collar with 200113F
200113F	12308	Feed Driving Cam Fork Lever Shaft Collar Set Screw
204293	12308	Feed Driving Cam Fork Lever Shaft Position Pin
204196	12307	Feed Driving Cam Fork Lever Shaft Sleeve (split)
200043c	12311	Feed Driving Cam Fork Lever Shaft Sleeve Set Screw
201524e	12332	Feed Driving Cam Fork Lever Shaft Sleeve Set Screw Nut
204198	12334	Feed Driving Cam Fork Lever complete, Nos. 204192 and 204194
200437c	12311	Feed Driving Cam Position Screw
200382c	11142	" " " Set Screw
204199	12333	" " Rock Shaft
206554	—	" " " " 204199 with 200002e, 201522e and 204193
202305	12307	Feed Driving Rock Shaft Center (2)
200043c	12311	" " " " " Set Screw (2)

No.	Plate	Name
204200	12305	Feed Driving Rock Shaft Crank with 204189 (on left side) and two 200383c
200383c	12311	Feed Driving Rock Shaft Crank Set Screw
203235	12308	Feed Lifting Cam with 202126
204202	12308	" " " Fork with 200027E
200027E	12332	" " " " Pinch Screw
202126	12308	" " " Position Pin
200045E	12332	" " " Screw
203305	12334	" " " Rock Shaft
203315	12334	" " " " 203305 with 203238
202305	12307	Feed Lifting Rock Shaft Center (2)
200043c	12311	" " " " " Set Screw (2)
202276	12308	Feed Lifting Rock Shaft Slide Block
203238	12308	Feed Lifting Rock Shaft Slide Block 202276 with 200243E and 201531E
200243E	12332	Feed Lifting Rock Shaft Slide Block Hinge Screw
201531E	12308	Feed Lifting Rock Shaft Slide Block Hinge Screw Nut
204206	12306	Feed Regulating Handle
204207	12334	" " " 204206 with 200098E, 202622, 204208 to 204210, 204213 and 204925
204208	12307	Feed Regulating Handle Adjustable Stop
200098E	12307	Feed Regulating Handle Adjustable Stop Screw
204925	12306	Feed Regulating Handle Adjustable Stop Screw Washer
204209	12307	Feed Regulating Handle Position Pin
204210	12306	Feed Regulating Handle Shaft
204211	12306	" " " " Crank with 200098E
204212	12307	Feed Regulating Handle Shaft Crank Link
200271E	12311	Feed Regulating Handle Shaft Crank Link Hinge Screw (lower)
200291E	12307	Feed Regulating Handle Shaft Crank Link Hinge Screw (upper)
200098E	12307	Feed Regulating Handle Shaft Crank Set Screw
204213	12307	Feed Regulating Handle Shaft Sleeve (split)

No.	Plate	Name
200362c	12311	Feed Regulating Handle Shaft Sleeve Set Screw
202622	12306	Feed Regulating Handle Shaft Sleeve Washer
202036	12332	Feed Regulating Handle Stop Pin
204214	----	Feed Regulating Handle complete, Nos. 200291E, 204207, 204211 and 204212
*203511	----	Hook (sewing)
203512	11235	" 203511 with 203513 and two 201253E
203514	11235	Hook and Bobbin Case complete, Nos. 203500 and 203512
213810	13139	Hook Bevel Gear Socket, 24 teeth
200555H	11007	" " " " Screw
203242	11007	" " Pinion, 24 teeth, with two 200383c (2)
200383c	12311	Hook Bevel Pinion Set Screw
203306	12333	" Counter Shaft
203244	11007	" " " Collar with two 200393c
200393c	11007	Hook Counter Shaft Collar Set Screw
203245	11007	Hook Counter Shaft Driving Gear, 44 teeth, with 200362c and 200439c
213154	12305	Hook Counter Shaft Driving Gear 203245 with 200045E and 203235
200439c	12311	Hook Counter Shaft Driving Gear Position Screw
200362c	12311	Hook Counter Shaft Driving Gear Set Screw
203246	11007	Hook Counter Shaft Gear, 22 teeth, with two 200383c
200383c	12311	Hook Counter Shaft Gear Set Screw
202299	----	" " " Oil Packing (wick)
200840E	11007	Hook Counter Shaft Oil Packing (wick) Stop Screw
203247	12333	Hook Driving Shaft
203248	12334	" " " Bearing with 202299
202299	----	Hook Driving Shaft Bearing Oil Packing (wick)
202126	12308	Hook Driving Shaft Bearing Position Pin
200516E	12311	Hook Driving Shaft Bearing Screw
203249	11007	" " " Bushing (eccentric)
202299	----	Hook Driving Shaft Bushing Oil Packing (wick)

No.	Plate	Name
200362c	12311	Hook Driving Shaft Bushing Set Screw
213141	11801	Hook Driving Shaft Collar with two 200393c
200393c	11007	Hook Driving Shaft Collar Set Screw
203513	11235	Hook Gib
201253F	13136	" " Screw
203508	11236	" Saddle (left or right) with 200056E
200006E	11007	Hook Saddle Screw (4)
202622	12306	" " " Washer (4) ...
213036	---	" Washer
203516	11235	" " 213036 with 203476 and two 204243
203518	11236	Hook Saddle complete, Nos. 200555H, 203478, 203499, 203506, 203508, 203514, 203516 and 213810
203519	---	Hook Saddle Combination (left and right) complete, Nos. two 203518
208490	---	Knee Lifter Connection Lever
227311	---	" " " " 208490 with 227302, 227308 and two 200262H
200262H	12306	Knee Lifter Connection Lever Hinge Screw
227308	11125	Knee Lifter Connection Lever Lifting Rod with 202302
202302	12306	Knee Lifter Connection Lever Lifting Rod Cotter Pin
227302	11125	Knee Lifter Lifting Lever
200262H	12306	" " " " Hinge Screw
213759	13138	Knife
213130	11140	" Adjusting Block, in gauges $\frac{1}{8}$, $\frac{3}{16}$, $\frac{1}{4}$ and $\frac{5}{16}$ inch
204447	13137	Knife Bar with 200094F
204448	---	" " 204447 with 204452
215953	13139	" " Bell Crank with 200337c, 201528H, 204349 and 204449
204449	11142	Knife Bar Bell Crank Bearing ...
201481c	13136	" " " " Driving Screw Stud
201528H	11801	Knife Bar Bell Crank Driving Screw Stud Nut
200391c	11140	Knife Bar Bell Crank Position Screw

No.	Plate	Name
200337c	13136	Knife Bar Bell Crank Stop Screw
201528H	11801	" " " " " " " " Nut
204370	11142	Knife Bar Driving Cam with 200347c and 200434c
200434c	11142	Knife Bar Driving Cam Position Screw
201808	---	Knife Bar Driving Cam Roller and Stud
201842	11142	Knife Bar Driving Cam Roller and Stud 201808 with 201528H
201528H	11801	Knife Bar Driving Cam Roller and Stud Nut
200347c	12376	Knife Bar Driving Cam Set Screw
204452	11140	" Holder
200094F	11140	" " Screw
200126D	11140	" Screw, for $\frac{1}{8}$ in. gauge block
200076D	11140	" " " $\frac{1}{8}$ and $\frac{3}{16}$ in. gauge blocks
200056D	10884	Knife Screw, for $\frac{1}{4}$ and $\frac{3}{8}$ in. gauge blocks
203715	11802	Needle Bar (hollow)
231390	11802	" " " "
204248	12307	" " Connecting Link
200658c	12307	" " " " Hinge Screw Stud
201519E	12307	Needle Bar Connecting Link Hinge Screw Stud Nut
204249	12308	Needle Bar Connecting Stud with 200072c and 202277
202277	---	Needle Bar Connecting Stud Oil Packing (wick)
200072c	12308	Needle Bar Connecting Stud Pinch Screw
204326	---	Needle Bar Packing Cord (2)
200868	11140	" " Screw Bushing (lower)
200867B	11140	" " " " (upper)
229662	13140	" Holder, in gauges $\frac{3}{32}$, $\frac{1}{8}$, $\frac{5}{32}$, $\frac{3}{16}$ and $\frac{1}{4}$ in., for trimming .045, .060, .085 and .125 in., with 200141F, 200389c and two 200581H, for Needle Bar 203715
231400	13140	Needle Holder, in gauges from $\frac{1}{4}$ to $\frac{3}{4}$ in., in steps of $\frac{1}{8}$ in., for trimming .045, .060 and .085 in., with 201030F and two 200389c, for Needle Bar 231390
200581H	12309	Needle Holder Screw
201030F	13136	" " " "

Parts for Machine No. 22w38

No.	Plate	Name
200141F	12332	Needle Set Screw
200389c	13136	" " "
204251	12334	Presser Bar (hollow) with 200074F
204252	12308	" " Lifter
200550c	12311	" " " Hinge Screw ...
204455	11140	" " Lifting Bracket with 200387c
204254	12307	Presser Bar Lifting Bracket Posi- tion Guide
200362c	12311	Presser Bar Lifting Bracket Posi- tion Guide Set Screw
200387c	12376	Presser Bar Lifting Bracket Set Screw
204327	12306	Presser Bar Packing Washer (felt)
200868	11140	" " Screw Bushing (lower)
204255	13135	" " Spring
200493B	11140	" " Thumb Screw (pres- sure regulating)
229123	13144	Presser Foot, 46 needle hole, in gauges from $\frac{1}{16}$ to $\frac{1}{8}$ in., in steps of $\frac{1}{32}$ inch
229124	13144	Presser Foot, 46 needle hole, in gauges from $\frac{1}{16}$ to $\frac{1}{8}$ in., in steps of $\frac{1}{32}$ inch
200074F	12308	Presser Foot Screw
212920	—	Take-up Cam with 200335c and 200430c
203268	12334	Take-up Cam 212920 with 200383c, 200658c and 201519c
200430c	12311	Take-up Cam Position Screw
200383c	12311	" " " " Check Screw
200335c	12311	Take-up Cam Set Screw
204553	12386	" Lever
206601	—	" " 204553 with 204263 ..
204263	12386	" " Bearing with 204264 ..
204264	12306	" " " Position Pin ..
200042F	12311	" " " Screw
201816	12307	" " Roller
204554	12386	Take-up Lever complete, Nos. 200042F, 201816 and 206601
202402	12309	Tension Disc
202090	12309	" " Position Pin
204555	12332	" Release Lever
200309E	10483	" " " Screw
202075	12309	" " Plunger
204456	11803	" " Slide
204457	11142	" " " Spring
202407	10881	" Spring
200632B	12309	" Stud

Parts for Machine No. 22w38

No.	Plate	Name
200397H	12309	Tension Stud Set Screw
201572B	10881	" Thumb Nut
204271	12309	" Washer
204272	12309	Tension complete, Nos. 200632B, 201572B, 202075, 202407, 204271 and two 202402
204458	11140	Thread Controller Adjusting Collar with 200684H (for Presser Bar) ..
200684H	12308	Thread Controller Adjusting Collar Screw
204274	12309	Thread Controller Plate
200577H	12311	" " " Screw
202098	12309	" " Roller
204275	12309	" " " Guard
202084	12309	" " " " Washer
200300c	12309	" " " Screw
204276	12309	" " Spring
204333	12309	" " " Guard
200581H	12309	" " " " Screw ..
204277	12309	" " " Stop
204278	12309	" " " " Driving Gear
200319c	12309	Thread Controller Spring Stop Driv- ing Gear Hinge Screw
200135E	12309	Thread Controller Spring Stop Screw
204279	12309	Thread Controller Spring Stud with 204925
200366H	12309	Thread Controller Spring Stud Set Screw
204925	12306	Thread Controller Spring Stud Washer
205987	12309	Thread Controller complete, Nos. 200300c, 200581H, 202084, 202098, 204274, 204275 and 204333
204280	12309	Thread Controller and Spring com- plete, Nos. 204276 and 205987 ..
204459	11803	Thread Guide
203313	12386	" "
204281	12309	" Retainer Guide Wire
202091	12309	" " Sleeve
202092	12309	" " Spring
204058	12309	" " Stud
200368H	12309	" " " Set Screw
204059	12309	Thread Retainer complete, Nos. 202091, 202092 and 204058

No.	Plate	Name
203214	12312	Bobbin Case Tension Spring
200984c	12312	" " " " Regulat- ing Screw
200594c	12312	Bobbin Case Tension Spring Screw
203215	12312	" " Thread Guide
200594c	12312	" " " " Screw ..
203216	12312	" " Washer (cloth)
203217	12312	Bobbin Case complete, Nos. 203209 and 203210
204533	12333	Face Plate with 200366n, 204730, two each 200368n, 202090, 204281 and three 200397n
200053c	12311	Face Plate Screw
204730	12386	" " Thread Guide
200397n	12309	" " " " Set Screw
204874	12333	Face Plate complete, Nos. 200135e, 200319c, 200577n, 204277 to 204280, 204533, 204555, two each 200309e, 204059 and 204272
203303	12334	Feed Bar with 204189
203309	—	" " 203303 with 200214n, 201525e and 204200
200214e	12386	Feed Bar Hinge Screw
201525e	12386	" " " " Nut
214424	11142	" " Spring
204189	12306	" " " Hook
211298	13142	" Dog, for 211191
212571	11813	" " " 211050
236411	13143	" " " 211054
236419	11813	" " " 211058
236423	13143	" " " 211061
212474	11814	" " " 211064
212169	11814	" " " 211067
211674	12092	" " " 211672
211679	12093	" " " 211677
211685	12093	" " " 211682
200106e	12311	" " Screw (2)
200075e	11801	" " Support Screw
201535e	11801	" " " " Nut
203233	12305	" Driving Cam with 200382c and 200437c
204192	—	Feed Driving Cam Fork Lever with 204195 and 204293
204193	12334	Feed Driving Cam Fork Lever Con- nection with 200668c and 201525e
204194	12306	Feed Driving Cam Fork Lever Con- nection Clamp with 200031e
200031f	12311	Feed Driving Cam Fork Lever Con- nection Clamp Pinch Screw

No.	Plate	Name
200668c	12386	Feed Driving Cam Fork Lever Con- nection Clamp Screw Stud
201525e	12386	Feed Driving Cam Fork Lever Con- nection Clamp Screw Stud Nut ..
200002e	12332	Feed Driving Cam Fork Lever Con- nection Hinge Screw
201522e	12332	Feed Driving Cam Fork Lever Con- nection Hinge Screw Nut
*204195	—	Feed Driving Cam Fork Lever Shaft
204197	12306	Feed Driving Cam Fork Lever Shaft Collar with 200113e
200113e	12308	Feed Driving Cam Fork Lever Shaft Collar Set Screw
204293	12308	Feed Driving Cam Fork Lever Shaft Position Pin
204196	12307	Feed Driving Cam Fork Lever Shaft Sleeve (split)
200043c	12311	Feed Driving Cam Fork Lever Shaft Sleeve Set Screw
201524e	12332	Feed Driving Cam Fork Lever Shaft Sleeve Set Screw Nut
204198	12334	Feed Driving Cam Fork Lever com- plete, Nos. 204192 and 204194 ..
200437c	12311	Feed Driving Cam Position Screw
200382c	11142	" " " " Set Screw
204294	12333	" " Rock Shaft
206555	—	" " " " 204294 with 200002e, 201522e and 204193
202305	12307	Feed Driving Rock Shaft Center (2)
200043c	12311	" " " " " Set Screw (2)
204200	12305	Feed Driving Rock Shaft Crank with 204189 (on left side) and two 200383c
200383c	12311	Feed Driving Rock Shaft Crank Set Screw
203235	12308	Feed Lifting Cam with 202126
204202	12308	" " " Fork with 200027e
200027e	12332	" " " " Pinch Screw
202126	12308	" " " Position Pin ...
200045e	12332	" " " Screw
203305	12334	" " Rock Shaft
203315	12334	" " " " 203305 with 203238
202305	12307	Feed Lifting Rock Shaft Center (2)
200043c	12311	" " " " " Set Screw (2)
202276	12308	Feed Lifting Rock Shaft Slide Block

No.	Plate	Name
203308	12335	Hook Saddle complete, Nos. 200555H, 203241, 203254, 203290 and 203307
203462	---	Hook Saddle Combination (left and right) complete, Nos. two 203308
208490	---	Knee Lifter Connection Lever
227312	---	" " " " 208490 with 227303, 227308 and two 200262H
200262H	12306	Knee Lifter Connection Lever Hinge Screw
227308	11125	Knee Lifter Connection Lever Lifting Rod with 202302
202302	12306	Knee Lifter Connection Lever Lifting Rod Cotter Pin
227303	11125	Knee Lifter Lifting Lever
200262H	12306	" " " " Hinge Screw
231390	11802	Needle Bar (hollow)
204248	12307	" " Connecting Link
200658C	12307	" " " " Hinge Screw Stud
201519E	12307	Needle Bar Connecting Link Hinge Screw Stud Nut
204249	12308	Needle Bar Connecting Stud with 200072C and 202277
202277	---	Needle Bar Connecting Stud Oil Packing (wick)
200072C	12308	Needle Bar Connecting Stud Pinch Screw
204326	---	Needle Bar Packing Cord (2)
200504E	12386	" " Screw Bushing (lower)
200503B	12386	" " " " (upper)
231383	13140	" Holder, in gauges from $\frac{1}{4}$ to $\frac{1}{2}$ in., in steps of $\frac{1}{16}$ in., with 201030F and two 200141F
231385	13140	Needle Holder, in gauges from $\frac{1}{4}$ to $\frac{3}{4}$ in., in steps of $\frac{1}{16}$ in., with 201030F and two 200141F
201030F	13136	Needle Holder Screw
200141F	12332	" Set Screw
204251	12334	Presser Bar (hollow) with 200074F
204252	12308	" " Lifter
200550C	12311	" " " Hinge Screw
204253	12308	" " Lifting Bracket with 200086C
200086C	12308	Presser Bar Lifting Bracket Pinch Screw

No.	Plate	Name
204254	12307	Presser Bar Lifting Bracket Position Guide
200362C	12311	Presser Bar Lifting Bracket Position Guide Set Screw
204327	12306	Presser Bar Packing Washer (felt)
200504E	12386	" " Screw Bushing (lower)
204258	12386	" " Spring (heavy)
200491B	12305	" " Thumb Screw (pressure regulating)
229102	12332	Presser Foot, 46 needle hole, in gauges $\frac{1}{4}$, $\frac{5}{16}$, $\frac{3}{8}$ and $\frac{7}{16}$ inch
229103	14004	Presser Foot, 46 needle hole, in gauges $\frac{1}{4}$, $\frac{5}{16}$ and $\frac{3}{8}$ inch
229104	12164	Presser Foot, 46 needle hole, in gauges from $\frac{1}{16}$ to $\frac{1}{2}$ in., in steps of $\frac{1}{16}$ inch
229105	12164	Presser Foot, 46 needle hole, in gauges $\frac{1}{16}$ and $\frac{3}{16}$ inch
229106	12164	Presser Foot, 46 needle hole, in gauges $\frac{1}{16}$, $\frac{3}{16}$, $\frac{1}{4}$ and $\frac{5}{16}$ inch
229107	12164	Presser Foot, 46 needle hole, in gauges $\frac{3}{16}$ and $\frac{1}{4}$ inch
200074F	12308	Presser Foot Screw
226057	11018	Quilter Bracket with 200481B
200118E	11803	" " Screw
200481B	11018	" Thumb Screw
212920	---	Take-up Cam with 200335C and 200430C
203268	12334	Take-up Cam 212920 with 200383C, 200658C and 201519E
203172	12307	Take-up Cam Friction Washer
200430C	12311	" " Position Screw
200383C	12311	" " " " Check Screw
200335C	12311	Take-up Cam Set Screw
204553	12386	" Lever
206601	---	" " 204553 with 204263
204263	12386	" " Bearing with 204264
204264	12306	" " " Position Pin
200042F	12311	" " " Screw
201816	12307	" " Roller
204554	12386	Take-up Lever complete, Nos. 200042F, 201816 and 206601
202402	12309	Tension Disc
202090	12309	" " Position Pin
204555	12332	" Release Lever
200309E	10483	" " " Screw
202075	12309	" " Plunger
208489	---	" " Slide
206608	13136	" " " Spring

No.	Plate	Name
202407	10881	Tension Spring
200632B	12309	" Stud
200397H	12309	" " Set Screw
201572B	10881	" Thumb Nut
204271	12309	" Washer
204272	12309	Tension complete, Nos. 200632B, 201572B, 202075, 202407, 204271 and two 202402
204273	12308	Thread Controller Adjusting Collar with 200684H (for Presser Bar) ..
200684H	12308	Thread Controller Adjusting Collar Screw
204274	12309	Thread Controller Plate
200577H	12311	" " " Screw
202098	12309	" " Roller
204275	12309	" " " Guard
202084	12309	" " " Washer
200300c	12309	" " " Screw
204276	12309	" " Spring
204333	12309	" " " Guard
200581H	12309	" " " " Screw
204277	12309	" " " Stop
204278	12309	" " " " Driving Gear
200319c	12309	Thread Controller Spring Stop Driv- ing Gear Hinge Screw
200135E	12309	Thread Controller Spring Stop Screw
204279	12309	Thread Controller Spring Stud with 204925
200366H	12309	Thread Controller Spring Stud Set Screw
204925	12306	Thread Controller Spring Stud Washer
205987	12309	Thread Controller complete, Nos. 200300c, 200581H, 202084, 202098, 204274, 204275 and 204333
204280	12309	Thread Controller and Spring com- plete, Nos. 204276 and 205987 ..
203313	12386	Thread Guide
204556	12386	" "
204281	12309	" Retainer Guide Wire
202091	12309	" " Sleeve
202092	12309	" " Spring
204058	12309	" " Stud
200368H	12309	" " " Set Screw
204059	12309	Thread Retainer complete, Nos. 202091, 202092 and 204058

No.	Plate	Name
211191	13148	Throat Plate, 46 needle hole, for needle sizes 16 and 18, in $\frac{1}{8}$ in. gauge, for 211298
211050	11813	Throat Plate, 46 needle hole, for needle sizes 16 and 18, in gauges $\frac{3}{8}$ and $\frac{5}{8}$ in., for 212571
211054	11813	Throat Plate, 46 needle hole, for needle sizes 16 and 18, in gauges $\frac{3}{8}$ and $\frac{1}{2}$ in., for 236411
211058	11813	Throat Plate, 46 needle hole, for needle sizes 16 and 18, in gauges $\frac{3}{8}$ and $\frac{5}{8}$ in., for 236419
211061	11814	Throat Plate, 46 needle hole, for needle sizes 16 and 18, in gauges $\frac{1}{2}$ and $\frac{3}{4}$ in., for 236423
211064	11814	Throat Plate, 46 needle hole, for needle sizes 16 and 18, in gauges $\frac{1}{2}$ and $\frac{3}{4}$ in., for 212474
211067	11814	Throat Plate, 46 needle hole, for needle sizes 16 and 18, in gauges $\frac{1}{2}$ and $\frac{1}{2}$ in., for 212169
211672	12092	Throat Plate, 46 needle hole, for needle sizes 16 and 18, in gauges $\frac{1}{2}$, $\frac{3}{8}$ and $\frac{1}{2}$ in., for 211674
211677	12093	Throat Plate, 46 needle hole, for needle sizes 16 and 18, in gauges $\frac{5}{8}$, $\frac{3}{4}$ and $\frac{1}{2}$ in., for 211679
211682	12093	Throat Plate, 46 needle hole, for needle sizes 16 and 18, in gauges $\frac{3}{8}$ and $\frac{1}{2}$ in., for 211685
200161D	12319	Throat Plate Clamp Screw
202062	12308	" " Position Pin
200577H	12311	" " Screw

LIST OF PARTS COMPLETE
FOR
MACHINE No. 22w113

DROP FEED. ALTERNATING PRESSERS

For Tailoring

In gauges from $\frac{1}{8}$ to $\frac{3}{4}$ inch

No.	Plate	Name
*204497	----	Arm with 200439c, 202036 and 204705
204163	12305	Arm Cap
200278u	12311	" " Screw
202248	12307	" " Washer
200963e	12311	" Screw (3)
202005	12308	" " Washer (3)
213010	13137	" Shaft
204705	12334	" " Bushing (front)
200439c	12311	" " " Position Screw ..
204440	12333	" " Connection with four 200054E (2)
200054E	12307	Arm Shaft Connection Screw
202299	----	" " Oil Packing (wick) (2)
204805	13329	Balance Wheel, 5 $\frac{1}{2}$ in. diam. (belt groove 2 $\frac{3}{4}$ in. diam.), with 200328c and 200335c
200062u	12311	Balance Wheel Adjusting Screw ..
200328c	12311	" " Position Screw
200335c	12311	" " Set Screw
*213052	----	Bed with 202062, 203248, 203249, two each 200362c, 200516e, 200840e and 202299
202258	12345	Bed Hinge Connection (2)
200570E	12311	" " " Screw (4)
203329	11802	" Slide (back)
203301	12334	" " (front)
203208	12312	Bobbin (2)
203210	12312	" Case Base with 202056, 203211 to 203213 and 203216
203211	12312	Bobbin Case Base Latch
*202056	----	" " " " Pin
203212	12312	" " " " Plunger ..
203213	12312	" " " " Spring ..

No.	Plate	Name
203209	12312	Bobbin Case Cap with 200984c, 203214, 203215 and two 200594c..
203214	12312	Bobbin Case Tension Spring
200984c	12312	" " " " Regulat- ing Screw
200594c	12312	Bobbin Case Tension Spring Screw
203215	12312	" " Thread Guide
20594c	12312	" " " " Screw ..
203216	12312	" " Washer (cloth)
203217	12312	Bobbin Case complete, Nos. 203209 and 203210
213746	11804	Face Plate with 200366u, 202087, 204730, two each 200368u, 202090, 204281 and three 200397u
200053c	12311	Face Plate Screw
204730	12386	" " Thread Guide
200397u	12309	" " " " Set Screw
213747	11804	Face Plate complete, Nos. 200577u, 202088, 203766, 204280, 213746, two each 200309e, 204059 and 204272
203303	12334	Feed Bar with 204189
203309	----	" " 203303 with 200214e, 201525e and 204200
200214e	12386	Feed Bar Hinge Screw
201525e	12386	" " " " Nut
214424	11142	" " Spring
204189	12306	" " " Hook
211652	13141	" Dog, for 211859
212571	11813	" " " 211050
236411	13143	" " " 211054
236419	11813	" " " 211058
236423	13143	" " " 211061
212474	11814	" " " 211064
212169	11814	" " " 211067
211674	12092	" " " 211672
211679	12093	" " " 211677
211685	12093	" " " 211682
200106e	12311	" " Screw (2)
200075e	11801	" " Support Screw
201535e	11801	" " " " Nut
203233	12305	" Driving Cam with 200382c and 200437c
204192	----	Feed Driving Cam Fork Lever with 204195 and 204293
204193	12334	Feed Driving Cam Fork Lever Con- nection with 200668c and 201525e
204194	12306	Feed Driving Cam Fork Lever Con- nection Clamp with 200031e

No.	Plate	Name
200031F	12311	Feed Driving Cam Fork Lever Connection Clamp Pinch Screw
200668C	12386	Feed Driving Cam Fork Lever Connection Clamp Screw Stud
201525E	12386	Feed Driving Cam Fork Lever Connection Clamp Screw Stud Nut ..
200002E	12332	Feed Driving Cam Fork Lever Connection Hinge Screw
201522E	12332	Feed Driving Cam Fork Lever Connection Hinge Screw Nut
*204195	---	Feed Driving Cam Fork Lever Shaft
204197	12306	Feed Driving Cam Fork Lever Shaft Collar with 200113n
200113F	12308	Feed Driving Cam Fork Lever Shaft Collar Set Screw
204293	12308	Feed Driving Cam Fork Lever Shaft Position Pin
204196	12307	Feed Driving Cam Fork Lever Shaft Sleeve (split)
200043C	12311	Feed Driving Cam Fork Lever Shaft Sleeve Set Screw
201524E	12332	Feed Driving Cam Fork Lever Shaft Sleeve Set Screw Nut ...
204198	12334	Feed Driving Cam Fork Lever complete, Nos. 204192 and 204194 ..
200437C	12311	Feed Driving Cam Position Screw
200382C	11142	" " " Set Screw
204294	12333	" " Rock Shaft
206555	---	" " " " 204294 with 200002E, 201522E and 204193
202305	12307	Feed Driving Rock Shaft Center (2)
200043C	12311	" " " " " Set Screw (2)
204200	12305	Feed Driving Rock Shaft Crank with 204189 (on left side) and two 200383C
200383C	12311	Feed Driving Rock Shaft Crank Set Screw
203235	12308	Feed Lifting Cam with 202126 ...
204202	12308	" " " Fork with 200027E
200027E	12332	" " " Pinch Screw
202126	12308	" " " Position Pin ...
200045E	12332	" " " Screw
203305	12334	" " Rock Shaft
203315	12334	" " " " 203305 with 203238
202305	12307	Feed Lifting Rock Shaft Center (2)
200043C	12311	" " " " " Set Screw (2)

No.	Plate	Name
202276	12308	Feed Lifting Rock Shaft Slide Block
203238	12308	Feed Lifting Rock Shaft Slide Block 202276 with 200243E and 201531E
200243E	12332	Feed Lifting Rock Shaft Slide Block Hinge Screw
201531E	12308	Feed Lifting Rock Shaft Slide Block Hinge Screw Nut
204206	12306	Feed Regulating Handle
204207	12334	" " " 204206 with 200098E, 202622, 204208 to 204210, 204213 and 204925
204208	12307	Feed Regulating Handle Adjustable Stop
200098E	12307	Feed Regulating Handle Adjustable Stop Screw
204925	12306	Feed Regulating Handle Adjustable Stop Screw Washer
204209	12307	Feed Regulating Handle Position Pin
204210	12306	Feed Regulating Handle Shaft
204211	12306	" " " " Crank with 200098E
204212	12307	Feed Regulating Handle Shaft Crank Link
200271E	12311	Feed Regulating Handle Shaft Crank Link Hinge Screw (lower)
200291E	12307	Feed Regulating Handle Shaft Crank Link Hinge Screw (upper)
200098E	12307	Feed Regulating Handle Shaft Crank Set Screw
204213	12307	Feed Regulating Handle Shaft Sleeve (split)
200362C	12311	Feed Regulating Handle Shaft Sleeve Set Screw
202622	12306	Feed Regulating Handle Shaft Sleeve Washer
202036	12332	Feed Regulating Handle Stop Pin
204214	---	Feed Regulating Handle complete, Nos. 200291E, 204207, 204211 and 204212
*203239	---	Hook (sewing)
203240	12312	" 203239 with 201253E, 201376E and 203251
203290	12312	Hook and Robbin Case complete, Nos. 203217 and 203240
203241	11007	Hook Bevel Gear Socket, 24 teeth...
200555n	11007	" " " " Screw

No.	Plate	Name
203242	11007	Hook Bevel Pinion, 24 teeth, with two 200383c (2)
200383c	12311	Hook Bevel Pinion Set Screw
203306	12333	" Counter Shaft
203244	11007	" " " Collar with two 200393c
200393c	11007	Hook Counter Shaft Collar Set Screw
203245	11007	Hook Counter Shaft Driving Gear, 44 teeth, with 200362c and 200439c
213154	12305	Hook Counter Shaft Driving Gear 203245 with 200045E and 203235
200439c	12311	Hook Counter Shaft Driving Gear Position Screw
200362c	12311	Hook Counter Shaft Driving Gear Set Screw
203246	11007	Hook Counter Shaft Gear, 22 teeth, with two 200383c
200383c	12311	Hook Counter Shaft Gear Set Screw
202299	---	Hook Counter Shaft Oil Packing (wick)
200840E	11007	Hook Counter Shaft Oil Packing (wick) Stop Screw
213624	12333	Hook Driving Shaft
203248	12334	" " " Bearing with 202299
202299	---	Hook Driving Shaft Bearing Oil Packing (wick)
202126	12308	Hook Driving Shaft Bearing Position Pin
200516E	12311	Hook Driving Shaft Bearing Screw
203249	11007	" " " Bushing (eccentric)
202299	---	Hook Driving Shaft Bushing Oil Packing (wick)
200362c	12311	Hook Driving Shaft Bushing Set Screw
213141	11801	Hook Driving Shaft Collar with two 200393c
200393c	11007	Hook Driving Shaft Collar Set Screw
203251	12312	Hook Gib
201376E	13136	" " Hinge Screw
201253E	13136	" " Screw
203307	12335	" Saddle (left or right) with 202299
202299	---	Hook Saddle Oil Packing (wick)
200006E	11007	" " Screw (4)
225585	11007	" " " Washer (4)

No.	Plate	Name
203254	12312	Hook Washer
203308	12335	Hook Saddle complete, Nos. 200555n, 203241, 203254, 203290 and 203307
203462	---	Hook Saddle Combination (left and right) complete, Nos. two 203398
208490	---	Knee Lifter Connection Lever
227312	---	" " " " 208490 with 227303, 227308 and two 200262n
200262n	12806	Knee Lifter Connection Lever Hinge Screw
227308	11125	Knee Lifter Connection Lever Lifting Rod with 202302
202302	12306	Knee Lifter Connection Lever Lifting Rod Cotter Pin
227303	11125	Knee Lifter Lifting Lever
200262n	12306	" " " " Hinge Screw
204475	10483	Lifting Lever with 200122n
208389	---	" " 204475 with 200935E, 201534E, 204478 and 206659
213004	11018	Lifting Lever Driving Crank
204478	10483	" " " " Link
200122n	10483	" " " " " Stop Screw
200400c	11018	Lifting Lever Driving Crank Position Screw
200387c	12376	Lifting Lever Driving Crank Position Screw Set Screw
204479	11801	Lifting Lever Driving Crank Position Screw Set Screw Packing (brass)
200181D	10483	Lifting Lever Stop Screw
204480	10483	" " Stud Lifting Bracket with 200086c and 200181D
208390	---	Lifting Lever Stud Lifting Bracket 204480 with 208389
200086c	12308	Lifting Lever Stud Lifting Bracket Pinch Screw
229641	14004	Lifting Presser Foot, 46 needle hole, in gauges $\frac{1}{4}$ and $\frac{3}{8}$ in., for 206671
229642	14004	Lifting Presser Foot, 46 needle hole, in gauges $\frac{1}{8}$ and $\frac{3}{16}$ in., for 206661
229650	14067	Lifting Presser Foot, 46 needle hole, in gauges $\frac{1}{8}$, $\frac{3}{16}$, $\frac{1}{4}$ and $\frac{3}{8}$ in., for 229651

No.	Plate	Name
229652	14067	Lifting Presser Foot, 46 needle hole, in gauges from $\frac{13}{16}$ to $\frac{5}{8}$ in., in steps of $\frac{1}{16}$ in., for 229653
229654	14004	Lifting Presser Foot, 46 needle hole, in gauges $\frac{11}{16}$, $\frac{11}{16}$, $\frac{11}{16}$ and $\frac{3}{4}$ in., for 229655
200074F	12308	Lifting Presser Foot Screw
231390	11802	Needle Bar (hollow)
204418	-----	" " Connecting Link
204249	12308	" " " Stud with 200072c and 202277
202277	-----	Needle Bar Connecting Stud Oil Packing (wick)
200072c	12308	Needle Bar Connecting Stud Pinch Screw
204326	-----	Needle Bar Packing Cord (2)
200504E	12386	" " Screw Bushing (lower)
200503B	12386	" " " " (upper)
231383	13140	" Holder, in gauges from $\frac{1}{2}$ to $\frac{1}{2}$ in., in steps of $\frac{1}{16}$ in., with 201030F and two 200141F
231385	13140	Needle Holder, in gauges from $\frac{1}{2}$ to $\frac{3}{4}$ in., in steps of $\frac{1}{16}$ in., with 201030F and two 200141F
201030F	13136	Needle Holder Screw
200141F	12332	" Set Screw
204251	12334	Presser Bar (hollow) with 200074F
204252	12308	" " Lifter
200550c	12311	" " " Hinge Screw
204481	13135	" " Lifting Bracket Position Guide
200362c	12311	Presser Bar Lifting Bracket Position Guide Set Screw
204327	12306	Presser Bar Packing Washer (felt)
200504E	12386	" " Screw Bushing (lower)
204482	11142	" " Spring
200491B	12305	" " Thumb Screw (pressure regulating)
201506B	11018	Presser Bar Thumb Screw Check Nut
213925	13329	Take-up Cam with 200347c, 200383c, 200387c, 200400c, 200430c and 204479
203172	12307	Take-up Cam Friction Washer
200430c	12311	" " Position Screw
200383c	12311	" " " " Check Screw

No.	Plate	Name
200347c	12376	Take-up Cam Set Screw
213005	11018	Take-up Cam complete, Nos. 204418, 213004 and 213925
204553	12386	Take-up Lever
206601	-----	" " 204553 with 204263
204263	12386	" " Bearing with 204264
204264	12306	" " " Position Pin
200042F	12311	" " " Screw
201816	12307	" " Roller
204554	12386	Take-up Lever complete, Nos. 200042F, 201816 and 206601
202402	12309	Tension Disc
202090	12309	" " Position Pin
203766	11803	" Release Lever
200309E	10483	" " " Screw
202075	12309	" " Plunger
206530	13136	" " Slide
206608	13136	" " Spring
202407	10881	" Spring
200632B	12309	" Stud
200397H	12309	" " Set Screw
201572B	10881	" Thumb Nut
204271	12309	" Washer
204272	12309	Tension complete, Nos. 200632B, 201572B, 202075, 202407, 204271 and two 202402
204274	12309	Thread Controller Plate
200577H	12311	" " " Screw
202098	12309	" " Roller
204275	12309	" " " Guard
202084	12309	" " " " Washer
200300c	12309	" " " Screw
204276	12309	" " Spring
204333	12309	" " " Guard
200581H	12309	" " " " Screw
202087	13136	" " " Stop
202088	10483	" " " Stud with 204925
200366H	12309	Thread Controller Spring Stud Set Screw
204925	12306	Thread Controller Spring Stud Washer
205987	12309	Thread Controller complete, Nos. 200300c, 200581H, 202084, 202098, 204274, 204275 and 204333
204280	12309	Thread Controller and Spring complete, Nos. 204276 and 205987
204556	12386	Thread Guide

LIST OF PARTS COMPLETE
FOR
MACHINE No. 22w133

DROP FEED

For Ornamenting Shirt Waists, Skirts, Cloaks, Etc.

With the Briar Stitch

In gauges $\frac{1}{4}$ and $\frac{3}{8}$ inch

No.	Plate	Name
*213060	—	Arm with 200439c, 202036 and 204705
213062	11804	Arm Bracket with 200113F
200224H	12306	" " Screw
213078	11804	" " Shaft
213079	11041	" " " Bevel Gear with two 200387c
200387c	12376	Arm Bracket Shaft Bevel Gear Set Screw
213085	11805	Arm Bracket Shaft Gear (4 stitch) with two 200387c
200387c	12376	Arm Bracket Shaft Gear Set Screw
204163	12305	" Cap
200278H	12311	" " Screw
202248	12307	" " " Washer
200963E	12311	" " Screw (3)
202005	12308	" " Washer (3)
213622	12333	" Shaft
204705	12334	" " Bushing (front)
200439c	12311	" " " Position Screw ..
204440	12333	" " Connection with four 200054E (2)
200054E	12307	Arm Shaft Connection Screw
202299	—	" " Oil Packing (wick) (2)
213061	11804	Balance Wheel. 5 $\frac{1}{2}$ in. diam. (bolt groove 2 $\frac{3}{4}$ in. diam.), with 200328c, 200335c and two 200079H
200062H	12311	Balance Wheel Adjusting Screw ..
200328c	12311	" " Position Screw
200335c	12311	" " Set Screw
*213052	—	Bed with 202062, 203248, 203249, two each 200362c, 200516E, 200849E and 202299

No.	Plate	Name
202258	12345	Bed Hinge Connection (2)
200570E	12311	" " " Screw (2)
203329	11802	" Slide (back)
203301	12334	" " (front)
203208	12312	Bobbin (2)
203210	12312	" Case Base with 202056, 203211 to 203213 and 203216
203211	12312	Bobbin Case Base Latch
*202056	—	" " " " Pin
203212	12312	" " " " Plunger ..
203213	12312	" " " " Spring
203209	12312	" " Cap with 200984c, 203214, 203215 and two 200594c ..
203214	12312	Bobbin Case Tension Spring
200984c	12312	" " " " Regulat- ing Screw
200594c	12312	Bobbin Case Tension Spring Screw
203215	12312	" " Thread Guide
200594c	12312	" " " " Screw ..
203216	—	" " Washer (cloth)
203217	12312	Bobbin Case complete, Nos. 203209 and 203210
213088	11041	Cord Carrier
213089	11042	" " Lever with two 200110D
213669	11042	" " " 213089 with 213090
213087	11042	" " " Cam with two 200387c
200387c	12376	Cord Carrier Lever Cam Set Screw
221435	—	" " " Joint
213090	11041	" " " " 221435 with 200682E and 213091
200682E	11041	Cord Carrier Lever Joint Hinge Screw
213091	11041	Cord Carrier Lever Joint Swivel with 200086D and 200122D
200086D	12308	Cord Carrier Lever Joint Swivel Pinch Screw
200122D	10483	Cord Carrier Lever Joint Swivel Screw
213065	11042	Cord Carrier Lever Rocker
213066	11042	" " " " 213065 with 200220E, 201806 and two 201525E
201834	11041	Cord Carrier Lever Rocker Ball Roller
201816	12307	Cord Carrier Lever Rocker Roller
201806	11041	" " " " " " 201816 with 200823c
200823c	—	Cord Carrier Lever Rocker Roller Screw Stud

No.	Plate	Name
201525E	12386	Cord Carrier Lever Rocker Roller and Stud Nut
200220E	11041	Cord Carrier Lever Rocker Screw Stud
201525E	12386	Cord Carrier Lever Rocker Screw Stud Nut
200110D	11803	Cord Carrier Screw
213086	11805	Driving Gear (4 stitch)
200079H	12311	" " Screw
213080	11042	Embroidery Thread Draw Base Plate with 200632B, 202090, 202979 and two 202571
200096D	11868	Embroidery Thread Draw Base Plate Screw
213067	11868	Embroidery Thread Draw Lever with 200120C
213068	11868	Embroidery Thread Draw Lever Spring
213063	11041	Embroidery Thread Draw Lever Spring Bracket
213064	11043	Embroidery Thread Draw Lever Spring Bracket Check Lever ...
200918D	11041	Embroidery Thread Draw Lever Spring Bracket Check Lever Hinge Screw
214361	11803	Embroidery Thread Draw Lever Spring Bracket Check Lever Spring
213057	11041	Embroidery Thread Draw Lever Spring Bracket Check Lever Stop
200136D	11041	Embroidery Thread Draw Lever Spring Bracket Check Lever Stop Screw
200136D	11041	Embroidery Thread Draw Lever Spring Screw
200120C	11041	Embroidery Thread Draw Lever Spring Stop Screw
213069	11043	Embroidery Thread Draw Operating Lever
200585H	11868	Embroidery Thread Draw Operating Lever Adjusting Screw
200288H	11041	Embroidery Thread Draw Operating Lever Screw Stud
201537H	12319	Embroidery Thread Draw Operating Lever Screw Stud Nut
202402	12309	Embroidery Thread Draw Tension Disc
202090	12309	Embroidery Thread Draw Tension Disc Position Pin

No.	Plate	Name
213671	11041	Embroidery Thread Draw Tension Spring
200632B	12309	Embroidery Thread Draw Tension Stud
201572B	10881	Embroidery Thread Draw Tension Thumb Nut
204271	12309	Embroidery Thread Draw Tension Washer
202571	11029	Embroidery Thread Draw Thread Leader
202979	11803	Embroidery Thread Draw Thread Leader
213081		Embroidery Thread Draw Attachment complete, Nos. 200288H, 200585H, 200918D, 201537H, 201572B, 204271, 213057, 213063, 213064, 213067 to 213069, 213080, 213671, 214361, two 202402 and three 200136D
213058	11804	Face Plate with 200366H, 204730, two each 200368H, 202090, 204281 and three 200397H
200053C	12311	Face Plate Screw
204730	12386	" " Thread Guide
200397H	12309	" " " " Set Screw
213059	11804	Face Plate complete, Nos. 200135E, 200319C, 200577H, 204277 to 204280, 204555, 213058, two each 200096D, 200309E, 204059 and 204272
213674	---	Face Plate complete, Nos. 213059 and 213081
203303	12334	Feed Bar with 204189
203309	---	" " 203303 with 200214E, 201525E and 204200
200214E	12386	Feed Bar Hinge Screw
201525E	12386	" " " " Nut
214124	11142	" " Spring
204189	12306	" " " Hook
213894	13143	" Dog. for 213893
212836	13142	" " " 211771
200106E	12311	" " Screw (2)
200075E	11801	" " Support Screw
201535E	11801	" " " " Nut
203233	12305	" Driving Cam with 200382C and 200437C
204192	---	Feed Driving Cam Fork Lever with 204195 and 204293
204193	12334	Feed Driving Cam Fork Lever Connection with 200668C and 201525E

No.	Plate	Name
204194	12306	Feed Driving Cam Fork Lever Connection Clamp with 200031F
200031F	12311	Feed Driving Cam Fork Lever Connection Clamp Pinch Screw
200668c	12386	Feed Driving Cam Fork Lever Connection Clamp Screw Stud
201525E	12386	Feed Driving Cam Fork Lever Connection Clamp Screw Stud Nut
200002E	12332	Feed Driving Cam Fork Lever Connection Hinge Screw
201522E	12332	Feed Driving Cam Fork Lever Connection Hinge Screw Nut
204195	-----	Feed Driving Cam Fork Lever Shaft
204197	12306	Feed Driving Cam Fork Lever Shaft Collar with 200113F
200113F	12308	Feed Driving Cam Fork Lever Shaft Collar Set Screw
204293	12308	Feed Driving Cam Fork Lever Shaft Position Pin
204196	12307	Feed Driving Cam Fork Lever Shaft Sleeve (split)
200043c	12311	Feed Driving Cam Fork Lever Shaft Sleeve Set Screw
201524E	12332	Feed Driving Cam Fork Lever Shaft Sleeve Set Screw Nut
204198	12334	Feed Driving Cam Fork Lever complete, Nos. 204192 and 204194
200437c	12311	Feed Driving Cam Position Screw
200382c	11142	" " " Set Screw
204294	12333	" " Rock Shaft
206555	-----	" " " 204294 with 200002E, 201522E and 204193
202305	12307	Feed Driving Rock Shaft Center (2)
200043c	12311	" " " " " Set Screw (2)
204200	12305	Feed Driving Rock Shaft Crank with 204189 (on left side) and two 200383c
200383c	12311	Feed Driving Rock Shaft Crank Set Screw
203235	12308	Feed Lifting Cam with 202126
204202	12308	" " " Fork with 200027E
200027E	12332	" " " " Pinch Screw
202126	12308	" " " Position Pin
200045E	12332	" " " Screw
203305	12334	" " Rock Shaft
203315	12334	" " " 203305 with 203238

No.	Plate	Name
202305	12307	Feed Lifting Rock Shaft Center (2)
200043c	12311	" " " " " Set Screw (2)
202276	12308	Feed Lifting Rock Shaft Slide Block
203238	12308	" " " " " " 202276 with 200243E and 201531E
200243E	12332	Feed Lifting Rock Shaft Slide Block Hinge Screw
201531E	12308	Feed Lifting Rock Shaft Slide Block Hinge Screw Nut
204206	12306	Feed Regulating Handle
204207	12334	" " " 204206 with 200098E, 202622, 204208 to 204210, 204213 and 204925
204208	12307	Feed Regulating Handle Adjustable Stop
200098E	12307	Feed Regulating Handle Adjustable Stop Screw
204925	12306	Feed Regulating Handle Adjustable Stop Screw Washer
204209	12307	Feed Regulating Handle Position Pin
204210	12306	Feed Regulating Handle Shaft
204211	12306	" " " " Crank with 200098E
204212	12307	Feed Regulating Handle Shaft Crank Link
200271E	12311	Feed Regulating Handle Shaft Crank Link Hinge Screw (lower)
200291E	12307	Feed Regulating Handle Shaft Crank Link Hinge Screw (upper)
200098E	12307	Feed Regulating Handle Shaft Crank Set Screw
204213	12307	Feed Regulating Handle Shaft Sleeve (split)
200362c	12311	Feed Regulating Handle Shaft Sleeve Set Screw
202622	12306	Feed Regulating Handle Shaft Sleeve Washer
202036	12332	Feed Regulating Handle Stop Pin
204214	-----	Feed Regulating Handle complete, Nos. 200291E, 204207, 204211 and 204212
203239	-----	Hook (sewing)
203240	12312	" 203239 with 201253E, 201376E and 203251
203290	12312	Hook and Bobbin Case complete, Nos. 203217 and 203240

No.	Plate	Name
203241	11007	Hook Bevel Gear Socket, 24 teeth
200555H	11007	" " " " Screw
203242	11007	" " Pinion, 24 teeth, with two 200383c (2)
200383c	12311	Hook Bevel Pinion Set Screw
203306	12333	" Counter Shaft
203244	11007	" " " Collar with two 200393c
200393c	11007	Hook Counter Shaft Collar Set Screw
203245	11007	Hook Counter Shaft Driving Gear, 44 teeth, with 200362c and 200439c
213154	12305	Hook Counter Shaft Driving Gear 203245 with 200045e and 203235..
200439c	12311	Hook Counter Shaft Driving Gear Position Screw
200362c	12311	Hook Counter Shaft Driving Gear Set Screw
203246	11007	Hook Counter Shaft Gear, 22 teeth, with two 200383c
200383c	12311	Hook Counter Shaft Gear Set Screw
202299	---	" " " Oil Packing (wick)
200840E	11007	Hook Counter Shaft Oil Packing (wick) Stop Screw
213624	12333	Hook Driving Shaft
203248	12234	" " " Bearing with 202299
202299	---	Hook Driving Shaft Bearing Oil Packing (wick)
202126	12308	Hook Driving Shaft Bearing Posi- tion Pin
200516E	12311	Hook Driving Shaft Bearing Screw
203249	11007	" " " Bushing (eccen- tric)
202299	---	Hook Driving Shaft Bushing Oil Packing (wick)
200362c	12311	Hook Driving Shaft Bushing Set Screw
213141	11801	Hook Driving Shaft Shaft Collar with two 200393c
200393c	11007	Hook Driving Shaft Collar Set Screw
203251	12312	Hook Gib
201376F	13136	" " Hinge Screw
201253F	13136	" " Screw
203307	12335	" Saddle (left or right) with 202299

No.	Plate	Name
202299	---	Hook Saddle Oil Packing (wick) ..
200006E	11007	" " Screw (4)
225585	11007	" " " Washer (4)
203254	12312	" Washer
203308	12335	Hook Saddle complete, Nos. 200555H, 203241, 203254, 203290 and 203307
203462	---	Hook Saddle Combination (left and right) complete, Nos. two 203308
231390	11802	Needle Bar (hollow)
204248	12307	" " Connecting Link
200658c	12307	" " " " Hinge Screw Stud
201519E	12307	Needle Bar Connecting Link Hinge Screw Stud Nut
204249	12308	Needle Bar Connecting Stud with 200072c and 202277
202277	---	Needle Bar Connecting Stud Oil Packing (wick)
200072c	12308	Needle Bar Connecting Stud Pinch Screw
204326	---	Needle Bar Packing Cord (2)
200504E	12386	" " Screw Bushing (lower)
200503B	12386	" " " " (upper)
231401	13140	" Holder, in gauges $\frac{1}{4}$ and $\frac{3}{8}$ in., with 201030E and two 20041E ..
201030E	13136	Needle Holder Screw
20041E	12332	" Set Screw
204251	12334	Presser Bar (hollow) with 200074E
204253	12308	" " Lifting Bracket with 200086c
200086c	12308	Presser Bar Lifting Bracket Pinch Screw
204254	12307	Presser Bar Lifting Bracket Posi- tion Guide
200362c	12311	Presser Bar Lifting Bracket Posi- tion Guide Set Screw
204327	12306	Presser Bar Packing Washer (felt)
200504E	12386	" " Screw Bushing (lower)
204255	13135	" " Spring
200491B	12305	" " Thumb Screw (pres- sure regulating)
213096	11043	Presser Foot, in gauges $\frac{1}{4}$ and $\frac{3}{8}$ inch
200074E	12308	" " Screw
213082	11042	" Lifter and Shaft
213083	11043	" " Bearing
200113E	12308	" " " Screw
213084	11042	" " Lever with two 200380c
200380c	12319	" " " Set Screw

No.	Plate	Name
213076	11042	Slide Block with 201527E and 201806
213094	11805	" " Cam, $\frac{1}{4}$ in. gauge, with two 200386c
213073	13139	Slide Block Cam, $\frac{1}{2}$ in. gauge, with two 200386c
200386c	11868	Slide Block Cam Set Screw
213070	11805	" " Lever with two 200119B
204923	—	" " " Adjusting Slide Bushing
200791E	11803	Slide Block Lever Adjusting Slide Screw
201581B	11803	Slide Block Lever Adjusting Slide Wing Nut
213723	11044	Slide Block Lever Connection with 213724 and two 200110B
200746c	11044	Slide Block Lever Connection Ball Screw Stud
*213724	—	Slide Block Lever Connection Ball Screw Stud Cap
200110B	11803	Slide Block Lever Connection Ball Screw Stud Cap Screw
201531E	12308	Slide Block Lever Connection Ball Screw Stud Nut
204924	11044	Slide Block Lever Connection Washer
200110B	11803	Slide Block Lever Connection Washer Screw
201806	11041	Slide Block Roller and Stud
201527E	11043	" " " " " Nut ..
200258D	11803	" " Screw
213766	11043	" " " Washer
212920	—	Take-up Cam with 200335c and 200430c
203268	12334	Take-up Cam 212920 with 200383c, 200658c and 201519E
203172	12307	Take-up Cam Friction Washer
200430c	12311	" " Position Screw
200383c	12311	" " " " Check Screw
200335c	12311	Take-up Cam Set Screw
204553	12386	" Lever
206601	—	" " 204553 with 204263 ..
204263	12386	" " Bearing with 204264 ..
204264	12306	" " " Position Pin ..
200042F	12311	" " " Screw
201816	12307	" " Roller
204554	12386	Take-up Lever complete, Nos. 200042F, 201816 and 206601

No.	Plate	Name
202402	12309	Tension Disc
202090	12309	" " Position Pin
204555	12332	" Release Lever
200309E	10483	" " " Screw
202075	12309	" " Plunger
208489	—	" " Slide
206608	13136	" " Spring
202407	10881	" Spring
200632B	12309	" Stud
200397H	12309	" " Set Screw
201572B	10881	" Thumb Nut
204271	12309	" Washer
204272	12309	Tension complete, Nos. 200632B, 201572B, 202075, 202407, 204271 and two 202402
204273	12308	Thread Controller Adjusting Collar with 200684H (for Presser Bar) ..
200684H	12308	Thread Controller Adjusting Collar Screw
204274	12309	Thread Controller Plate
200577H	12311	" " " Screw
202098	12309	" " Roller
204275	12309	" " " Guard
202084	12309	" " " " Washer
200300c	12309	" " " Screw
204276	12309	" " Spring
204333	12309	" " " Guard
200581H	12309	" " " " Screw
204277	12309	" " " Stop
204278	12309	" " " " Driving Gear
200319c	12309	Thread Controller Spring Stop Driving Gear Hinge Screw
200135E	12309	Thread Controller Spring Stop Screw
204279	12309	Thread Controller Spring Stud with 204925
200366H	12309	Thread Controller Spring Stud Set Screw
204925	12306	Thread Controller Spring Stud Washer
205987	12309	Thread Controller complete, Nos. 200300c, 200581H, 202084, 202098, 204274, 204275 and 204333
204280	12309	Thread Controller and Spring complete, Nos. 204276 and 205987 ..
203313	12386	Thread Guide
204556	12386	" "
204281	12309	" Retainer Guide Wire
202091	12309	" " Sleeve

No.	Plate	Name
202092	12309	Thread Retainer Spring
204058	12309	" " Stud
200368H	12309	" " Set Screw
204059	12309	Thread Retainer complete, Nos. 202091, 202092 and 204058
213893	13149	Throat Plate, 50 needle hole, for needle sizes 14 and 15, in $\frac{1}{4}$ in. gauge, for 213894
211771	13149	Throat Plate, 50 needle hole, for needle sizes 14 and 15, in $\frac{3}{8}$ in. gauge, for 212836
200161D	12319	Throat Plate Clamp Screw
202062	12308	" " Position Pin
200577H	12311	" " Screw
213074	11044	Upright Shaft
213075	11044	" " Bevel Gear with 200386c and 200446c
200446c	11803	Upright Shaft Bevel Gear Position Screw
200386c	11868	Upright Shaft Bevel Gear Set Screw
202574	11036	" " Collar with 200380c
200380c	12319	" " " Set Screw

LIST OF PARTS COMPLETE

FOR

MACHINE No. 22w207

DROP FEED. ALTERNATING PRESSERS

For Stitching Buff Wheels

In gauges from $\frac{1}{4}$ to $\frac{3}{8}$ inch

No.	Plate	Name
*222201	-----	Arm with 200431c, 202036 and 222216
204163	12305	Arm Cap
200278H	12311	" " Screw
202248	12307	" " " Washer
201235	13135	" Position Pin (2)
200010E	11011	" Screw (3)
202005	12308	" " Washer (3)
231431	13137	" Shaft
222216	13139	" " Bushing (front)
200431c	11808	" " " Position Screw ..
204706	13137	" " Connection with four 200054E (2)
200054E	12307	Arm Shaft Connection Screw
231432	13137	Balance Wheel (belt groove $4\frac{1}{8}$ in. diam.) with 200347c and 200363c
222205	13135	Balance Wheel Friction Washer ..
231433	13135	" " Key
200347c	12376	" " Set Screw
200363c	12332	" " " "
*222207	-----	Bed with 202062, 203248, 203249, two each 200362c, 200516E, 200840E and 202299
202258	12345	Bed Hinge Connection (2)
200570E	12311	" " " Screw (4)
203329	11802	" Slide (back)
203301	12334	" " (front)
203470	11236	Bobbin (2)
*203670	-----	" Case
203648	13136	" " Latch
*202056	-----	" " " Pin
203473	13136	" " " Plunger
203474	13136	" " " Spring
203499	11235	" " Lever
203476	-----	" " " Eccentric

No.	Plate	Name
204243	11801	Bobbin Case Lever Eccentric Position Pin
203506	11235	Bobbin Case Lever Fulcrum
200056E	10884	" " " " Screw ..
203478	11235	" " " Slide Stud
203214	12312	" " " Tension Spring
200984C	12312	" " " " Regulat- ing Screw
200594C	12312	Bobbin Case Tension Spring Screw
203216	12312	" " Washer (cloth)
203669	11808	Bobbin Case complete, Nos. 200594C, 200984C, 202056, 203214, 203216, 203473, 203474, 203648 and 203670
222320	---	Face Plate with 200366H, 202087, 204185, 204730, two each 202090, 204281, three each 200368H and 200397H
200053C	12311	Face Plate Screw
204185	13136	" " Thread Guide
200368H	12309	" " " " Set Screw
222321	13137	Face Plate complete, Nos. 200577H, 204731, 204795, 222251, 222320, two each 200309E, 204059 and 221223
213422	13139	Feed Bar with 204189
213370	---	" " 213422 with 200214E, 201525E and 204200
200214E	12386	Feed Bar Hinge Screw
201525E	12386	" " " " Nut
214424	11142	" " Spring
204189	12306	" " " Hook
211754	13141	" Dog, for 222212
231448	13141	" " " 231449
200106E	12311	" " Screw (2)
200075E	11801	" " Support Screw
201535E	11801	" " " " Nut
204285	11868	" Driving Cam with 200382C and 200437C
204192	---	Feed Driving Cam Fork Lever with 204195 and 204293
204193	12334	Feed Driving Cam Fork Lever Con- nection with 200668C and 201525E
204194	12306	Feed Driving Cam Fork Lever Con- nection Clamp with 200031E
200031E	12311	Feed Driving Cam Fork Lever Con- nection Clamp Pinch Screw
200668C	12386	Feed Driving Cam Fork Lever Con- nection Clamp Screw Stud
201525E	12386	Feed Driving Cam Fork Lever Con- nection Clamp Screw Stud Nut..

No.	Plate	Name
200002E	12332	Feed Driving Cam Fork Lever Con- nection Hinge Screw
201522E	12332	Feed Driving Cam Fork Lever Con- nection Hinge Screw Nut
*204195	---	Feed Driving Cam Fork Lever Shaft
204197	12306	Feed Driving Cam Fork Lever Shaft Collar with 200113E
200113E	12308	Feed Driving Cam Fork Lever Shaft Collar Set Screw
204293	12308	Feed Driving Cam Fork Lever Shaft Position Pin
204196	12307	Feed Driving Cam Fork Lever Shaft Sleeve (split)
200043C	12311	Feed Driving Cam Fork Lever Shaft Sleeve Set Screw
201524E	12332	Feed Driving Cam Fork Lever Shaft Sleeve Set Screw Nut
204198	12334	Feed Driving Cam Fork Lever com- plete, Nos. 204192 and 204194 ..
200437C	12311	Feed Driving Cam Position Screw
200382C	11142	" " " " Set Screw
204294	12333	" " " Rock Shaft
206555	---	" " " " 204294 with 200002E, 201522E and 204193
202305	12307	Feed Driving Rock Shaft Center (2)
200043C	12311	" " " " " " Set Screw (2)
204200	12305	Feed Driving Rock Shaft Crank with 204189 (on left side) and two 200383C
200383C	12311	Feed Driving Rock Shaft Crank Set Screw
203235	12308	Feed Lifting Cam with 202126
204202	12308	" " " Fork with 200027E
200027E	12332	" " " " Pinch Screw
202126	12308	" " " Position Pin
200045E	12332	" " " " Screw
203305	12334	" " " Rock Shaft
203315	12334	" " " " 203305 with 203238
202305	12307	Feed Lifting Rock Shaft Center (2)
200043C	12311	" " " " " " Set Screw (2)
202276	12308	Feed Lifting Rock Shaft Slide Block
203238	12308	Feed Lifting Rock Shaft Slide Block 202276 with 200243E and 201531E

No.	Plate	Name
200243E	12332	Feed Lifting Rock Shaft Slide Block Hinge Screw
201531E	12308	Feed Lifting Rock Shaft Slide Block Hinge Screw Nut
204206	12306	Feed Regulating Handle
204288	11805	" " " 204206 with 200098F, 202622, 204208, 204209, 204213, 204289 and 204925
204208	12307	Feed Regulating Handle Adjustable Stop
200098F	12307	Feed Regulating Handle Adjustable Stop Screw
204925	12306	Feed Regulating Handle Adjustable Stop Screw Washer
204209	12307	Feed Regulating Handle Position Pin
204289	13135	Feed Regulating Handle Shaft
204211	12306	" " " " Crank with 200098F
204212	12307	Feed Regulating Handle Shaft Crank Link
200271E	12311	Feed Regulating Handle Shaft Crank Link Hinge Screw (lower)
200291E	12307	Feed Regulating Handle Shaft Crank Link Hinge Screw (upper)
200098F	12307	Feed Regulating Handle Shaft Crank Set Screw
204213	12307	Feed Regulating Handle Shaft Sleeve (split)
200362c	12311	Feed Regulating Handle Shaft Sleeve Set Screw
202622	12306	Feed Regulating Handle Shaft Sleeve Washer
202036	12332	Feed Regulating Handle Stop Pin
204298	---	Feed Regulating Handle complete, Nos. 200291E, 204211, 204212 and 204288
231442	---	Hook (sewing)
231443	13136	" 231442 with 201253F, 201376F and 203251
231444	---	Hook and Bobbin Case complete, Nos. 203669 and 231443
231445	13139	Hook Bevel Gear Socket, 24 teeth
201401H	13136	" " " " Screw
201537H	12319	" " " " Nut
222319	13140	" " Pinion, 24 teeth, with 200383c and 200441c
200441c	13136	Hook Bevel Pinion Position Screw
200383c	12311	" " " Set Screw
222209	13137	" Counter Shaft

No.	Plate	Name
203244	11007	Hook Counter Shaft Collar with two 200393c
200393c	11007	Hook Counter Shaft Collar Set Screw
203245	11007	Hook Counter Shaft Driving Gear, 44 teeth, with 200362c and 200439c
213154	12305	Hook Counter Shaft Driving Gear 203245 with 200045E and 203235
200439c	12311	Hook Counter Shaft Driving Gear Position Screw
200362c	12311	Hook Counter Shaft Driving Gear Set Screw
203246	11007	Hook Counter Shaft Gear, 22 teeth, with two 200383c
200383c	12311	Hook Counter Shaft Gear Set Screw
202299	---	" " " Oil Packing (wick)
200840E	11007	Hook Counter Shaft Oil Packing (wick) Stop Screw
213624	12333	Hook Driving Shaft
203248	12334	" " " Bearing with 202299
202299	---	Hook Driving Shaft Bearing Oil Packing (wick)
202126	12308	Hook Driving Shaft Bearing Position Pin
200516E	12311	Hook Driving Shaft Bearing Screw
203249	11007	" " " Bushing (eccentric)
202299	---	Hook Driving Shaft Bushing Oil Packing (wick)
200362c	12311	Hook Driving Shaft Bushing Set Screw
213141	11801	Hook Driving Shaft Collar with two 200393c
200393c	11007	Hook Driving Shaft Collar Set Screw
203251	12312	Hook Gib
201376F	13136	" " Hinge Screw
201253F	13136	" " Screw
203508	11236	" Saddle (left or right) with 200056E
200006E	11007	Hook Saddle Screw (4)
202622	12306	" " " Washer (4)
203455	---	" Washer
203461	11808	" " 203455 with 203476 and two 204243

No.	Plate	Name
231446	13139	Hook Saddle complete, Nos. 201401n, 201537n, 203461, 203478, 203499, 203506, 203508, 231444 and 231445
231447	—	Hook Saddle Combination (left and right) complete, Nos. two 231446
207846	13139	Knee Lifter Connection Lever with 202446
207847	—	Knee Lifter Connection Lever 207846 with 200224n, 200262n, 207849 and 227310
200224n	12306	Knee Lifter Connection Lever Hinge Screw
227310	13137	Knee Lifter Connection Lever Lifting Rod with 202302
202302	12306	Knee Lifter Connection Lever Lifting Rod Cotter Pin
202446	12306	Knee Lifter Connection Lever Pin
207849	13137	" " Lifting Lever
200262n	12306	" " " " Hinge Screw
204786	10486	Lifting Lever with 200122n and 204189
231440	—	Lifting Lever 204786 with 200935e, 201534e, 204789 and 231439
204788	13135	Lifting Lever Driving Crank
204789	10486	" " " " Link
200122n	10483	" " " " " Stop Screw
200400c	11018	Lifting Lever Driving Crank Position Screw
200387c	12376	Lifting Lever Driving Crank Position Screw Set Screw
204479	11801	Lifting Lever Driving Crank Position Screw Set Screw Packing (brass)
200181d	10483	Lifting Lever Stop Screw
204790	10486	" " Stud Lifting Bracket with 200086c and 200181d
231441	—	Lifting Lever Stud Lifting Bracket 204790 with 231440
200086c	12308	Lifting Lever Stud Lifting Bracket Pinch Screw
222211	14004	Lifting Presser Foot, 35 needle hole, in gauges from $\frac{1}{4}$ to $\frac{3}{4}$ in. in steps of $\frac{1}{16}$ in. for 229649 ..
201031f	13136	Lifting Presser Foot Screw
231397	13139	Needle Bar (hollow)
231437	13135	" " Connecting Link

No.	Plate	Name
204249	12308	Needle Bar Connecting Stud with 200072c and 202277
202277	—	Needle Bar Connecting Stud Oil Packing (wick)
200072c	12308	Needle Bar Connecting Stud Pinch Screw
204326	—	Needle Bar Packing Cord (2)
200504e	12386	" " Screw Bushing (lower)
200503n	12386	" " " " (upper)
231383	13140	" Holder, in gauges from $\frac{1}{4}$ to $\frac{1}{2}$ in. in steps of $\frac{1}{16}$ in., with 201030f and two 200141f
231385	13140	Needle Holder, in gauges from $\frac{1}{4}$ to $\frac{3}{4}$ in. in steps of $\frac{1}{16}$ in., with 201030f and two 200141f
201030f	13136	Needle Holder Screw
200141f	12332	" Set Screw
222210	13137	Presser Bar with 201031f
204719	11808	" " Lifter
200550c	12311	" " " Hinge Screw ...
222287	13135	" " Lifting Bracket with 200387c
204720	11808	Presser Bar Lifting Bracket Position Guide
200362c	12311	Presser Bar Lifting Bracket Position Guide Set Screw
200387c	12376	Presser Bar Lifting Bracket Set Screw
204327	12306	Presser Bar Packing Washer (felt)
200504e	12386	" " Screw Bushing (lower)
204721	11808	" " Spring
200491b	12305	" " Thumb Screw (pressure regulating)
201506b	11018	Presser Bar Thumb Screw Check Nut
213015	13139	Take-up Cam with 200335c, 200383c, 200387c, 200400c, 200430c and 204479
231433	13135	Take-up Cam Key
200430c	12311	" " Position Screw
200383c	12311	" " " " Check Screw
200335c	12311	Take-up Cam Set Screw
200383c	12311	" " " " Check Screw
222205	13135	" " Thrust Washer
221450	—	Take-up Cam complete, Nos. 204788, 213015 and 231437

No.	Plate	Name
204553	12386	Take-up Lever
204723	13135	" " Bearing with 204264
204264	12306	" " " Position Pin..
200042F	12311	" " " Screw
201816	12307	" " " Roller
213109	----	Take-up Lever complete, Nos. 200042F, 201816, 204553 and 204723
202402	12309	Tension Disc
202090	12309	" " Position Pin
222251	11868	" Release Lever
222254	11868	" " " Operating Lever
200585H	11868	" " " " " " "
		Screw
200309E	10483	Tension Release Lever Screw
202075	12309	" " Plunger
222285	13136	" " Slide with 222284 ..
222284	----	" " " Spring
222286	----	Tension Release Slide complete, Nos. 222254, 222285 and two 200585H
225708	13136	Tension Spring
201375J	13136	" Stud
200397H	12309	" " Set Screw
201572B	10881	" Thumb Nut
204271	12309	" Washer
221223	----	Tension complete, Nos. 201375J, 201572B, 202075, 204271, 225708 and two 202402
204274	12309	Thread Controller Plate
200577H	12311	" " " Screw ...
202098	12309	" " " Roller
204275	12309	" " " Guard
202084	12309	" " " " Washer
200300C	12309	" " " " Screw
204726	11808	" " " Spring
204333	12309	" " " " Guard
200581H	12309	" " " " " Screw..
202087	13136	" " " " Stop
204795	10486	" " " " Stud with 204925
200366H	12309	Thread Controller Spring Stud Set Screw
204925	12306	Thread Controller Spring Stud Washer
204730	12386	Thread Controller Thread Guard..
200397H	12309	" " " " " Set Screw
205987	12309	Thread Controller complete, Nos. 200300C, 200581H, 202084, 202098, 204274, 204275 and 204333

No.	Plate	Name
204731	11808	Thread Controller and Spring com- plete, Nos. 204726 and 205987 ...
203313	12386	Thread Guide
204281	12309	" Retainer Guide Wire
202091	12309	" " Sleeve
202092	12309	" " Spring
204058	12309	" " Stud
200368H	12309	" " " Set Screw
204059	12309	Thread Retainer complete, Nos. 202091, 202092 and 204058
231438	13138	Throat Plate, 31 needle hole, for needle sizes 25 and 26, in gauges from $\frac{1}{4}$ to $\frac{3}{16}$ in., in steps of $\frac{1}{32}$ in., for 211754
231449	13149	Throat Plate, 31 needle hole, for needle sizes 25 and 26, in gauges from $\frac{1}{16}$ to $\frac{3}{8}$ in., in steps of $\frac{1}{32}$ in., for 231448
200161D	12319	Throat Plate Clamp Screw
202062	12308	" " Position Pin
200577H	12311	" " Screw
231439	13139	Vibrating Presser Bar with 206108
222213	13135	" " " Adjustable Stop with 200113F
222214	----	Vibrating Presser Bar Adjustable Stop 222213 with 221439 and two 201215F
221439	13135	Vibrating Presser Bar Adjustable Stop Finger
201215F	13136	Vibrating Presser Bar Adjustable Stop Finger Screw
200113F	12308	Vibrating Presser Bar Adjustable Stop Set Screw
200935F	11803	Vibrating Presser Bar Hinge Screw
201534E	11868	" " " " " " Nut
204797	13135	Vibrating Presser Bar Spring (spiral)
206108	13136	Vibrating Presser Bar Spring Hook
204189	12306	" " " " " "
229649	14067	" " Foot, in gauges from $\frac{1}{4}$ to $\frac{3}{4}$ in., in steps of $\frac{1}{32}$ in., for 222211
200098F	12307	Vibrating Presser Foot Screw
203357	11803	" " " " Washer

ACCESSORIES

FOR MACHINE No. 22w23

No.	Plate	Name
200157B	12332	Attachment Screw
203208	12312	Bobbin (10)
*225482	---	" Case Screw Driver Blade ...
*225483	---	" " " " Handle ...
225497	12345	Bobbin Case Screw Driver complete, Nos. 225482 and 225483 ..
128 x 3	---	Needles, six each, sizes 12 and 14
225191	---	Drip Pan with four wood screws $\frac{1}{2}$ in., No. 5
41400	12345	Machine Rest Pin (wood)
36578	12345	Oiler with 36579
36579	12345	" Spout, 3 $\frac{1}{2}$ in. long, with 120117
120117	---	" " Washer (leather)
*225484	---	Screw Driver Blade
*225485	---	" " Handle
225498	12345	Screw Driver complete (7 $\frac{1}{4}$ in. long), Nos. 225484 and 225485 ..
225554	12345	Wrench (steel)
202511	13084	"

BOBBIN WINDER

225453	10884	Frame with 202277 and 225438
225454	10884	" Hinge Pin
202277	---	" Oil Packing (wick)
225438	10884	" " Well Cap
225455	10884	" Spring
225456	10884	" " Plunger
202473	10885	Pulley with 200380c
200380c	12319	" Set Screw
225381	10884	Spindle
225444	10884	Stop Latch
200056E	10884	" " Screw
225458	10884	" " Thumb Lever
225459	10884	" " " " Hinge Stud
225460	10884	" " " " Joint Stud
202478	10884	" " Trip Lever
200299H	10884	" " " " Hinge Screw
225461	10881	Tension Bracket with 201499B
200082D	10881	" " Screw
228026	10884	" " " Washer

No.	Plate	Name
2102	10881	Tension Disc
202407	10881	" Spring
201499B	10881	" Stud
201572B	10881	" " Thumb Nut
225462	10881	Bobbin Winder Tension Bracket complete, Nos. 201572B, 202407, 225461 and two 2102
225433	10885	Bobbin Winder and Tension Bracket Base
225382	10885	Universal Bobbin Winder complete, Nos. 200056E, 200082D, 200299H, 202473, 202478, 225381, 225433, 225444, 225453 to 225456, 225458 to 225460, 225462, 228026 and two wood screws $\frac{3}{4}$ in., No. 13, R.H.B.

KNEE LIFTER

227781	11125	Knee Lifter Rock Lever with 200522c and 200529c
227782	---	Knee Lifter Rock Lever 227781 with two each 202451 and 202452 ...
227783	11125	Knee Lifter Rock Lever 227782 with 202985 and 227784
202453	11125	Knee Lifter Rock Lever Knee Plate with 200526c
202985	---	Knee Lifter Rock Lever Knee Plate 202453 with 202455
202455	11125	Knee Lifter Rock Lever Knee Plate Arm (short)
200522c	12319	Knee Lifter Rock Lever Knee Plate Arm Set Screw
200526c	12319	Knee Lifter Rock Lever Knee Plate Set Screw
202451	11125	Knee Lifter Rock Lever Lug with two wood screws $\frac{3}{4}$ in., No. 13H
202452	12319	Knee Lifter Rock Lever Lug Hinge Pin
227784	11125	Knee Lifter Rock Lever Rod, 3 in. long, with 227785
*227785	---	Knee Lifter Rock Lever Rod Cap or Oil Guard
200529c	12319	Knee Lifter Rock Lever Rod Set Screw

(Other Knee Lifter Parts are listed with parts of machine head.)

THREAD UNWINDER

No.	Plate	Name
225389	14083	Spool Rest (for one spool) with 201018c
225395	14083	Spool Rest (for two spools) with 201018c
225388	14083	Spool Rest Rod
200383c	12311	" " " Set Screw
201018c	13138	" " " Set Screw
202490	14083	" Stand with 200383c
225391	14083	Thread Guide
201696j	13138	" " Lock Nut
225392	14083	" " Rod with 208e and 225393
208E	13138	Thread Guide Rod Screw
225393	13136	" " " Washer
225397	14083	Thread Unwinder (for three spools) complete, Nos. 201696j, 202490, 225388, 225389, 225392, 225395, three each 225391 and wood screws $\frac{3}{8}$ in., No. 13

FOR MACHINE No. 22w25

Same as for 22w23 with the following exception:

202511	13084	Wrench (not used)
--------	-------	-------------------------

FOR MACHINE No. 22w38

Same as for 22w23 with the following exceptions:

203470	11236	Bobbin (10), in place of 203208 ...
213759	13138	Knife (3)
126 x 3	---	Needles, four each, sizes 16, 18 and 20, in place of 128 x 3
		(202511 Wrench, not used)

FOR MACHINE No. 22w111

Same as for 22w23 with the following exceptions:

225181	---	Drip Pan with four wood screws $\frac{1}{2}$ in., No. 5, in place of 225191 ...
--------	-----	---------------------------------------------------------------------------------

No.	Plate	Name
226056	11018	Quilter
126 x 3	---	Needles, four each, sizes 16, 18 and 20, in place of 128 x 3
		(202511 Wrench, not used)

KNEE LIFTER

227781	11125	Knee Lifter Rock Lever with 200522c and 200529c
227782	---	Knee Lifter Rock Lever 227781 with two each 202451 and 202452 ...
227787	---	Knee Lifter Rock Lever 227782 with 202203 and 227784, in place of 227783
202453	11125	Knee Lifter Rock Lever Knee Plate with 200526c
202203	---	Knee Lifter Rock Lever Knee Plate 202453 with 202454
202454	11125	Knee Lifter Rock Lever Knee Plate Arm (long)
200522c	12319	Knee Lifter Rock Lever Knee Plate Arm Set Screw
200526c	12319	Knee Lifter Rock Lever Knee Plate Set Screw
202451	11125	Knee Lifter Rock Lever Lug with two wood screws $\frac{3}{8}$ in., No. 13u
202452	12319	Knee Lifter Rock Lever Lug Hinge Pin
227784	11125	Knee Lifter Rock Lever Rod, 3 in. long, with 227785
*227785	---	Knee Lifter Rock Lever Rod Cap or Oil Guard
200529c	12319	Knee Lifter Rock Lever Rod Set Screw

(Other Knee Lifter Parts are listed with parts of machine head.)

FOR MACHINE No. 22w113

Same as for 22w23 with the following exceptions:

225181	---	Drip Pan with four wood screws $\frac{1}{2}$ in., No. 5, in place of 225191 ...
227787	---	Knee Lifter Rock Lever, in place of 227783
126 x 3	---	Needles, four each, sizes 16, 18 and 20, in place of 128 x 3
		(202511 Wrench, not used)

FOR MACHINE No. 22w133

Same as for 22w23 with the following exceptions:

No.	Plate	Name
225181	—	Drip Pan with four wood screws $\frac{1}{2}$ in., No. 5, in place of 225191 ... (227783 Knee Lifter Rock Lever, not used) (202511 Wrench, not used)

EDGE FOLDER

230802	11857	Edge Folder (left)
230803	11857	" " (right)
230260	13138	" " Base
200170b	13138	" " Screw
230804	11857	Edge Folder complete, Nos. 230260, 230802, 230803 and two 200170b...

EDGE GUIDE

230805	11857	Edge Guide (left)
230806	11857	" " (right)
230808	13138	" " (double, for paper) ...
230260	13138	" " Base
200170b	13138	" " Screw
230807	11857	Edge Guide complete, Nos. 230260, 230805, 230806 and two 200170b...

FOR MACHINE No. 22w207

Same as for 22w23 with the following exceptions:

203470	11236	Bobbin (10), in place of 203208
225181	—	Drip Pan with four wood screws $\frac{1}{2}$ in., No. 5, in place of 225191 ...
227787	—	Knee Lifter Rock Lever, in place of 227783
129 x 1	—	Needles, twelve, size 22, in place of 128 x 3
		(202511 Wrench, not used)

FEED DOGS

No.	Plate	Name
211010	13141	Feed Dog, for 211748
236411	13143	" " " 211053 and 211054 ..
211246	13143	" " " 211726 and 211727 ..
211298	13142	" " " 211191 and 211879 ..
211642	13142	" " " 211641
211646	13142	" " " 211645
211648	13142	" " " 211647
211652	13141	" " " 211859
211654	13141	" " " 211653
211669	12092	" " " 211666 and 211667 ..
211670	12092	" " " 211666 and 211667 ..
211674	12092	" " " 211671 and 211672 ..
211675	12092	" " " 211671 and 211672 ..
211679	12093	" " " 211677
211680	12093	" " " 211677
211684	12093	" " " 211682
211685	12093	" " " 211682
211717	12099	" " " 211715 and 211716 ..
211718	12099	" " " 211715 and 211716 ..
211721	12099	" " " 211720
211722	12099	" " " 211720
211725	12100	" " " 211724
211728	12100	" " " 211726 and 211727 ..
211729	12100	" " " 211726 and 211727 ..
211732	12100	" " " 211731
211733	12100	" " " 211731
211754	13141	" " " 222212 and 231438 ..
211761	13141	" " " 211759 and 211760 ..
211762	13141	" " " 211759 and 211760 ..
211765	12104	" " " 211764
211766	12104	" " " 211764
211769	12104	" " " 211768
211770	12104	" " " 211768
211784	13143	" " " 211782 and 211783 ..
211805	13143	" " " 222334
211809	13141	" " " 211952 and 212050 ..
211884	13142	" " " 222298
211904	13142	" " " 212091
211933	13141	" " " 211764
211934	13141	" " " 211768
211995	13141	" " " 211191 and 211879 ..
236423	13143	" " " 211060 and 211061 ..
212169	11814	" " " 211066 and 211067 ..
231516	13143	" " " 212242
212474	11814	" " " 211063 and 211064 ..

No.	Plate	Name
212571	11813	Feed Dog, for 211050 and 211614 ..
211644	13142	" " " 211643
212836	13142	" " " 211771
213894	13143	" " " 213893
222235	13141	" " " 222238 and 222239 ..
231448	13141	" " " 231449
236419	11813	" " " 211057 and 211058 ..

NEEDLE HOLDERS

231383	13140	Needle Holder, in gauges from $\frac{1}{16}$ to $\frac{1}{4}$ in., in steps of $\frac{1}{32}$ in., with 201030F and two 200141F, for Machines Nos. 22w23, 22w25, 22w111, 22w113 and 22w207
231385	13140	Needle Holder, in gauges from $\frac{1}{16}$ to $\frac{3}{8}$ in., in steps of $\frac{1}{32}$ in., with 201030F and two 200141F, for Machines Nos. 22w111, 22w113 and 22w207
229662	13140	Needle Holder, in gauges from $\frac{1}{16}$ to $\frac{1}{4}$ in., in steps of $\frac{1}{32}$ in., for trimming .045, .060 and .085 in., with 200141F, 200389C and two 200581U, for Needle Bar 203715, for Machine No. 22w38
231400	13140	Needle Holder, in gauges from $\frac{1}{16}$ to $\frac{3}{8}$ in., in steps of $\frac{1}{32}$ in., for trimming .045, .060 and .085 in., with 201030F and two 200389C, for Needle Bar 231390, for Machine No. 22w38
231401	13140	Needle Holder, in gauges $\frac{1}{16}$ and $\frac{3}{8}$ in., with 201030F and two 200141F, for Machine No. 22w133

PRESSER FEET

FOR MACHINE No. 22w23

No.	Plate	Name
229550	13084	Presser Foot, 46 needle hole, in gauges from $\frac{1}{16}$ to $\frac{3}{8}$ in., in steps of $\frac{1}{32}$ inch
222292	13144	Presser Foot, 46 needle hole, in gauges $\frac{1}{16}$ and $\frac{1}{4}$ inch

FOR MACHINE No. 22w25

213042	11029	Presser Foot, 46 needle hole, in gauges $\frac{1}{16}$, $\frac{1}{8}$, $\frac{3}{16}$ and $\frac{1}{4}$ inch ...
--------	-------	--------------------------------------------------------------------------------------------------------------------

FOR MACHINE No. 22w38

230795	13138	Presser Foot Hinge Pin
222236	-----	" " Plate, for 222237
202923	-----	" " Shank
229123	13144	Presser Foot, 46 needle hole, in gauges from $\frac{1}{16}$ to $\frac{3}{8}$ in., in steps of $\frac{1}{32}$ inch
229124	13144	Presser Foot, 46 needle hole, in gauges from $\frac{1}{16}$ to $\frac{3}{8}$ in., in steps of $\frac{1}{32}$ inch
222237	13144	Presser Foot (hinged) complete, 50 needle hole, in gauges $\frac{1}{16}$ and $\frac{1}{4}$ in., Nos. 202923, 222236 and 230795

FOR MACHINE No. 22w111

229102	12332	Presser Foot, 46 needle hole, in gauges $\frac{1}{16}$, $\frac{1}{8}$, $\frac{3}{16}$ and $\frac{1}{4}$ inch
229103	14004	Presser Foot, 46 needle hole, in gauges $\frac{1}{16}$, $\frac{1}{8}$ and $\frac{3}{16}$ inch
229104	12164	Presser Foot, 46 needle hole, in gauges from $\frac{1}{16}$ to $\frac{1}{4}$ in., in steps of $\frac{1}{32}$ inch
229105	12164	Presser Foot, 46 needle hole, in gauges $\frac{1}{16}$ and $\frac{1}{4}$ inch
229106	12164	Presser Foot, 46 needle hole, in gauges $\frac{1}{16}$, $\frac{1}{8}$, $\frac{3}{16}$ and $\frac{1}{4}$ inch ...

Presser Feet

No.	Plate	Name
229107	12164	Presser Foot, 46 needle hole, in gauges $\frac{3}{16}$ and $\frac{1}{4}$ inch
230795	---	Presser Foot Hinge Pin
229132	---	" " Plate, for 229133
229134	---	" " " " 229135
229138	---	" " " " 229139
229140	---	" " " " 229141
229095	---	" " " " 229096
229097	---	" " " " 229098
229099	---	" " " " 229100
202923	---	" " Shank
229133	14005	Presser Foot (hinged) complete, 46 needle hole, in gauges $\frac{3}{16}$, $\frac{1}{4}$, $\frac{5}{16}$ and $\frac{3}{8}$ in., Nos. 202923, 229132 and 230795
229135	14005	Presser Foot (hinged) complete, 46 needle hole, in gauges $\frac{11}{16}$, $\frac{3}{4}$, $\frac{13}{16}$ and $\frac{1}{2}$ in., Nos. 202923, 229134 and 230795
229139	13144	Presser Foot (hinged) complete, 46 needle hole, in gauges from $\frac{11}{16}$ to $\frac{1}{2}$ in., in steps of $\frac{1}{16}$ in., Nos. 202923, 229138 and 230795
229141	13144	Presser Foot (hinged) complete, 46 needle hole, in gauges $\frac{3}{16}$, $\frac{11}{16}$, $\frac{3}{8}$ and $\frac{1}{4}$ in., Nos. 202923, 229140 and 230795
229096	13144	Presser Foot (hinged) complete, 46 needle hole, in gauges $\frac{3}{16}$, $\frac{1}{4}$, $\frac{5}{16}$ and $\frac{3}{8}$ in., Nos. 202923, 229095 and 230795
229098	13138	Presser Foot (hinged) complete, 46 needle hole, in gauges $\frac{11}{16}$, $\frac{3}{4}$, $\frac{13}{16}$ and $\frac{1}{2}$ in., Nos. 202923, 229097 and 230795
229100	13138	Presser Foot (hinged) complete, 46 needle hole, in gauges from $\frac{11}{16}$ to $\frac{1}{2}$ in., in steps of $\frac{1}{16}$ in., Nos. 202923, 229099 and 230795

FOR MACHINE No. 22w113

206669	14005	Lifting Presser Foot, 46 needle hole, in $\frac{1}{4}$ in. gauge, for 206670..
206708	14005	Lifting Presser Foot, 50 needle hole, in $\frac{1}{4}$ in. gauge, for 206710..
206709	14005	Lifting Presser Foot, 46 needle hole, in $\frac{1}{4}$ in. gauge, for 206710 ..

Presser Feet

No.	Plate	Name
206711	14005	Lifting Presser Foot, 46 needle hole, in gauges $\frac{3}{16}$ and $\frac{1}{4}$ in., for 206713
206712	14005	Lifting Presser Foot, 50 needle hole, in gauges $\frac{3}{16}$ and $\frac{1}{4}$ in., for 206713
222305	14067	Lifting Presser Foot, 46 needle hole, in gauges from $\frac{1}{4}$ to $\frac{3}{8}$ in., in steps of $\frac{1}{16}$ in., for strip work, for 229649
229667	14004	Lifting Presser Foot, 46 needle hole, in gauges from $\frac{11}{16}$ to $\frac{1}{2}$ in., in steps of $\frac{1}{16}$ in., for felling, for 229653
229624	14005	Lifting Presser Foot, in $\frac{1}{4}$ in. gauge, for 206675 and 206714
229641	14004	Lifting Presser Foot, 46 needle hole, in gauges $\frac{1}{4}$, $\frac{5}{16}$, $\frac{3}{8}$ and $\frac{1}{2}$ in., for 206671
229642	14004	Lifting Presser Foot, 46 needle hole, in gauges $\frac{3}{8}$ and $\frac{1}{2}$ in., for 206661
229646	14067	Lifting Presser Foot, 50 needle hole, in gauges $\frac{3}{16}$, $\frac{1}{4}$ and $\frac{1}{2}$ in., for 206690
229650	14067	Lifting Presser Foot, 46 needle hole, in gauges $\frac{1}{4}$, $\frac{5}{16}$, $\frac{3}{8}$, $\frac{11}{16}$ and $\frac{3}{4}$ in., for 229651
229652	14067	Lifting Presser Foot, 46 needle hole, in gauges from $\frac{11}{16}$ to $\frac{1}{2}$ in., in steps of $\frac{1}{16}$ in., for 229653 ...
229654	14004	Lifting Presser Foot, 46 needle hole, in gauges $\frac{11}{16}$, $\frac{3}{4}$, $\frac{13}{16}$ and $\frac{1}{2}$ in., for 229655
206661	11839	Vibrating Presser Foot, for 229642
206670	11839	" " " " 206669
206675	11839	" " " " 229624
206690	11839	" " " " 229646
206710	11839	" " " " 206708 and 206709
206713	11839	Vibrating Presser Foot, for 206711 and 206712
206714	11839	Vibrating Presser Foot, for 229624
229651	14067	" " " " 229650
229653	14067	" " " " in gauges from $\frac{11}{16}$ to $\frac{1}{2}$ in., in steps of $\frac{1}{16}$ in., for 229652 and 229667
229655	14004	Vibrating Presser Foot, in gauges $\frac{11}{16}$, $\frac{3}{4}$, $\frac{13}{16}$ and $\frac{1}{2}$ in., for 229654 ..

Presser Feet

No.	Plate	Name
206671	11839	Vibrating Presser Foot, for 229641
229649	14067	" " " in gauges from $\frac{1}{4}$ to $\frac{3}{4}$ in., in steps of $\frac{1}{32}$ in., for 222305

FOR MACHINE No. 22w133

213096	11043	Presser Foot, in gauges $\frac{1}{4}$ and $\frac{3}{4}$ inch
--------	-------	-----------------------------------------------------------------------

FOR MACHINE No. 22w207

222211	14004	Lifting Presser Foot, 35 needle hole, in gauges from $\frac{1}{4}$ to $\frac{3}{4}$ in., in steps of $\frac{1}{32}$ in., for 229649 ...
229649	14067	Vibrating Presser Foot, in gauges from $\frac{1}{4}$ to $\frac{3}{4}$ in., in steps of $\frac{1}{32}$ in., for 222211

THROAT PLATES

FOR MACHINE No. 22w23

No.	Plate	Name
211641	13146	Throat Plate, 50 needle hole, for needle sizes 14 and 15, in $\frac{3}{16}$ in. gauge, for 211642
211643	13146	Throat Plate, 50 needle hole, for needle sizes 14 and 15, in $\frac{1}{4}$ in. gauge, for 211644
211645	13146	Throat Plate, 50 needle hole, for needle sizes 14 and 15, in $\frac{5}{16}$ in. gauge, for 211646
211647	13146	Throat Plate, 50 needle hole, for needle sizes 14 and 15, in gauges $\frac{1}{4}$, $\frac{5}{16}$ and $\frac{3}{8}$ in., for 211648
211653	13146	Throat Plate, 50 needle hole, for needle sizes 14 and 15, in gauges $\frac{5}{16}$ and $\frac{3}{8}$ in., for 211654
211782	13146	Throat Plate, 50 needle hole, for needle sizes 14 and 15, in gauges $\frac{3}{8}$ and $\frac{1}{2}$ in., for 211784
211783	13147	Throat Plate, 46 needle hole, for needle sizes 16 and 18, in gauges $\frac{3}{8}$ and $\frac{1}{2}$ in., for 211784

FOR MACHINE No. 22w25

211879	13147	Throat Plate, 50 needle hole, for needle sizes 14 and 15, in gauges $\frac{3}{8}$, $\frac{1}{2}$ and $\frac{5}{8}$ in., for 211298 and 211995
211614	11813	Throat Plate, 50 needle hole, for needle sizes 14 and 15, in $\frac{3}{8}$ in. gauge, for 212571

FOR MACHINE No. 22w38

211952	11823	Throat Plate, 50 needle hole, for needle sizes 14 and 15, in gauges from $\frac{1}{8}$ to $\frac{3}{4}$ in., in steps of $\frac{1}{32}$ in., with 200178D, 200587D, 211416 and 211426, trims opposite the needle and .060 and .085 in. to right of seam, for 211809
--------	-------	---------------------------------------------------------------------------------------------------------------------------------------------------------------------------------------------------------------------------------------------------------------------------------------------

No.	Plate	Name
212050	13147	Throat Plate, 50 needle hole, for needle sizes 14 and 15, in gauges $\frac{1}{8}$, $\frac{15}{32}$ and $\frac{1}{2}$ in., with 200178D, 200587D, 211416 and 211426, trims opposite the needle and .060, .085, .115 and .125 in. to right of seam, for 211809
222238	13147	Throat Plate, 50 needle hole, for needle sizes 14 and 15, in gauges $\frac{15}{32}$ and $\frac{1}{2}$ in., with 200178D, 200587D, 211416 and 211426, trims opposite the needle and .060, .085, .115 and .125 in. to right of seam, for 222235
222239	13147	Throat Plate, 46 needle hole, for needle sizes 16 and 18, in gauges $\frac{1}{2}$ and $\frac{15}{16}$ in., with 200178D, 200587D, 211416 and 211426, trims opposite the needle and .060, .085, .115 and .125 in. to right of seam, for 222235
222298	13147	Throat Plate, 50 needle hole, for needle sizes 14 and 15, in $\frac{3}{8}$ in. gauge, with 200178D, 200587D, 211416 and 211426, trims opposite the needle and .060 and .085 in. to right of seam, for 211884
222334	13148	Throat Plate, 50 needle hole, for needle sizes 14 and 15, in $\frac{1}{4}$ in. gauge, with 200178D, 200587D, 211416 and 211426, trims opposite the needle and .060 and .085 in. to right of seam, for 211805 ...

FOR MACHINE No. 22w111

211050	11813	Throat Plate, 46 needle hole, for needle sizes 16 and 18, in gauges $\frac{5}{16}$ and $\frac{3}{8}$ in., for 212571
211053	11813	Throat Plate, 50 needle hole, for needle sizes 14 and 15, in gauges $\frac{1}{4}$ and $\frac{5}{16}$ in., for 236411
211054	11813	Throat Plate, 46 needle hole, for needle sizes 16 and 18, in gauges $\frac{5}{16}$ and $\frac{1}{2}$ in., for 236411
211057	11813	Throat Plate, 50 needle hole, for needle sizes 14 and 15, in gauges $\frac{5}{16}$ and $\frac{3}{8}$ in., for 236419

No.	Plate	Name
211058	11813	Throat Plate, 46 needle hole, for needle sizes 16 and 18, in gauges $\frac{5}{16}$ and $\frac{3}{8}$ in., for 236419
211060	11814	Throat Plate, 50 needle hole, for needle sizes 14 and 15, in gauges $\frac{15}{32}$ and $\frac{1}{2}$ in., for 236423
211061	11814	Throat Plate, 46 needle hole, for needle sizes 16 and 18, in gauges $\frac{15}{32}$ and $\frac{1}{2}$ in., for 236423
211063	11814	Throat Plate, 50 needle hole, for needle sizes 14 and 15, in gauges $\frac{15}{32}$ and $\frac{3}{8}$ in., for 212474
211064	11814	Throat Plate, 46 needle hole, for needle sizes 16 and 18, in gauges $\frac{15}{32}$ and $\frac{3}{8}$ in., for 212474
211066	11814	Throat Plate, 50 needle hole, for needle sizes 14 and 15, in gauges $\frac{15}{32}$ and $\frac{1}{2}$ in., for 212169
211067	11814	Throat Plate, 46 needle hole, for needle sizes 16 and 18, in gauges $\frac{15}{32}$ and $\frac{1}{2}$ in., for 212169
211191	13148	Throat Plate, 46 needle hole, for needle sizes 16 and 18, in $\frac{1}{4}$ in. gauge, for 211298 and 211995 ..
211614	11813	Throat Plate, 50 needle hole, for needle sizes 14 and 15, in gauges $\frac{3}{8}$ and $\frac{15}{32}$ in., for 212571
211666	12092	Throat Plate, 50 needle hole, for needle sizes 14 and 15, in gauges $\frac{3}{8}$, $\frac{15}{32}$, $\frac{1}{4}$, $\frac{15}{32}$ and $\frac{1}{2}$ in., for 211669 and 211670
211667	12092	Throat Plate, 46 needle hole, for needle sizes 16 and 18, in gauges $\frac{3}{8}$, $\frac{15}{32}$, $\frac{1}{4}$, $\frac{15}{32}$ and $\frac{1}{2}$ in., for 211669 and 211670
211671	12092	Throat Plate, 50 needle hole, for needle sizes 14 and 15, in gauges $\frac{3}{8}$, $\frac{15}{32}$, $\frac{1}{4}$, $\frac{15}{32}$ and $\frac{1}{2}$ in., for 211674 and 211675
211672	12092	Throat Plate, 46 needle hole, for needle sizes 16 and 18, in gauges $\frac{3}{8}$, $\frac{15}{32}$, $\frac{1}{4}$, $\frac{15}{32}$ and $\frac{1}{2}$ in., for 211674 and 211675
211677	12093	Throat Plate, 46 needle hole, for needle sizes 16 and 18, in gauges $\frac{15}{32}$, $\frac{3}{8}$, $\frac{15}{32}$ and $\frac{1}{2}$ in., for 211679 and 211680
211682	12093	Throat Plate, 46 needle hole, for needle sizes 16 and 18, in gauges $\frac{15}{32}$ and $\frac{1}{2}$ in., for 211684 and 211685

No.	Plate	Name
211715	12099	Throat Plate, 50 needle hole, for needle sizes 14 and 15, in gauges from $\frac{1}{16}$ to $\frac{1}{8}$ in., in steps of $\frac{1}{32}$ in., for 211717 and 211718
211716	12099	Throat Plate, 46 needle hole, for needle sizes 16 and 18, in gauges from $\frac{1}{16}$ to $\frac{1}{8}$ in., in steps of $\frac{1}{32}$ in., for 211717 and 211718
211720	12099	Throat Plate, 46 needle hole, for needle sizes 16 and 18, in gauges from $\frac{1}{16}$ to $\frac{1}{8}$ in., in steps of $\frac{1}{32}$ in., for 211721 and 211722
211724	12100	Throat Plate, 46 needle hole, for needle sizes 16 and 18, in gauges from $\frac{1}{16}$ to $\frac{1}{8}$ in., in steps of $\frac{1}{32}$ in., for 211725
211726	12100	Throat Plate, 50 needle hole, for needle sizes 14 and 15, in gauges from $\frac{1}{16}$ to $\frac{1}{8}$ in., in steps of $\frac{1}{32}$ in., for 211246, 211728 and 211729
211727	12100	Throat Plate, 46 needle hole, for needle sizes 16 and 18, in gauges from $\frac{1}{16}$ to $\frac{1}{8}$ in., in steps of $\frac{1}{32}$ in., for 211729
211731	12100	Throat Plate, 46 needle hole, for needle sizes 16 and 18, in gauges from $\frac{1}{16}$ to $\frac{1}{8}$ in., in steps of $\frac{1}{32}$ in., for 211732 and 211733
211748	13148	Throat Plate, 46 needle hole, for needle sizes 16 and 18, in gauges from $\frac{1}{16}$ to $\frac{1}{8}$ in., in steps of $\frac{1}{32}$ in., for 211010
211759	13148	Throat Plate, 50 needle hole, for needle sizes 14 and 15, in gauges $\frac{1}{16}$, $\frac{1}{8}$, $\frac{3}{16}$, $\frac{1}{4}$ and $\frac{5}{16}$ in., for 211761 and 211762
211760	13148	Throat Plate, 46 needle hole, for needle sizes 16 and 18, in gauges $\frac{1}{16}$, $\frac{1}{8}$, $\frac{3}{16}$, $\frac{1}{4}$ and $\frac{5}{16}$ in., for 211761 and 211762
211764	12104	Throat Plate, 46 needle hole, for needle sizes 16 and 18, in gauges $\frac{1}{16}$, $\frac{1}{8}$, $\frac{3}{16}$ and $\frac{1}{4}$ in., for 211765, 211766 and 211933
211768	12104	Throat Plate, 46 needle hole, for needle sizes 16 and 18, in $\frac{3}{16}$ in. gauge, for 211769, 211770 and 211934

No.	Plate	Name
211879	13147	Throat Plate, 50 needle hole, for needle sizes 14 and 15, in gauges $\frac{1}{16}$, $\frac{1}{8}$ and $\frac{3}{16}$ in., for 211298 and 211995

FOR MACHINE No. 22w113

211050	11813	Throat Plate, 46 needle hole, for needle sizes 16 and 18, in gauges $\frac{1}{16}$ and $\frac{1}{8}$ in., for 212571
211053	11813	Throat Plate, 50 needle hole, for needle sizes 14 and 15, in gauges $\frac{1}{16}$ and $\frac{1}{8}$ in., for 236411
211054	11813	Throat Plate, 46 needle hole, for needle sizes 16 and 18, in gauges $\frac{1}{16}$ and $\frac{1}{8}$ in., for 236411
211057	11813	Throat Plate, 50 needle hole, for needle sizes 14 and 15, in gauges $\frac{1}{16}$ and $\frac{1}{8}$ in., for 236419
211058	11813	Throat Plate, 46 needle hole, for needle sizes 16 and 18, in gauges $\frac{1}{16}$ and $\frac{1}{8}$ in., for 236419
211060	11814	Throat Plate, 50 needle hole, for needle sizes 14 and 15, in gauges $\frac{1}{16}$ and $\frac{1}{8}$ in., for 236423
211061	11814	Throat Plate, 46 needle hole, for needle sizes 16 and 18, in gauges $\frac{1}{16}$ and $\frac{1}{8}$ in., for 236423
211063	11814	Throat Plate, 50 needle hole, for needle sizes 14 and 15, in gauges $\frac{1}{16}$ and $\frac{1}{8}$ in., for 212474
211064	11814	Throat Plate, 46 needle hole, for needle sizes 16 and 18, in gauges $\frac{1}{16}$ and $\frac{1}{8}$ in., for 212474
211066	11814	Throat Plate, 50 needle hole, for needle sizes 14 and 15, in gauges $\frac{1}{16}$ and $\frac{1}{8}$ in., for 212169
211067	11814	Throat Plate, 46 needle hole, for needle sizes 16 and 18, in gauges $\frac{1}{16}$ and $\frac{1}{8}$ in., for 212169
211191	13148	Throat Plate, 46 needle hole, for needle sizes 16 and 18, in $\frac{1}{4}$ in. gauge, for 211298 and 211995 ..
211614	11813	Throat Plate, 50 needle hole, for needle sizes 14 and 15, in gauges $\frac{1}{16}$ and $\frac{1}{8}$ in., for 212571

No.	Plate	Name
211666	12092	Throat Plate, 50 needle hole, for needle sizes 14 and 15, in gauges $\frac{3}{8}$, $\frac{13}{16}$, $\frac{7}{8}$, $\frac{15}{16}$ and $\frac{1}{2}$ in., for 211669 and 211670
211667	12092	Throat Plate, 46 needle hole, for needle sizes 16 and 18, in gauges $\frac{3}{8}$, $\frac{13}{16}$, $\frac{7}{8}$, $\frac{15}{16}$ and $\frac{1}{2}$ in., for 211669 and 211670
211671	12092	Throat Plate, 50 needle hole, for needle sizes 14 and 15, in gauges $\frac{1}{2}$, $\frac{11}{16}$, $\frac{3}{4}$, $\frac{13}{16}$ and $\frac{3}{8}$ in., for 211674 and 211675
211672	12092	Throat Plate, 46 needle hole, for needle sizes 16 and 18, in gauges $\frac{1}{2}$, $\frac{11}{16}$, $\frac{3}{4}$, $\frac{13}{16}$ and $\frac{3}{8}$ in., for 211674 and 211675
211677	12093	Throat Plate, 46 needle hole, for needle sizes 16 and 18, in gauges $\frac{11}{16}$, $\frac{3}{4}$, $\frac{13}{16}$ and $\frac{1}{2}$ in., for 211679 and 211680
211682	12093	Throat Plate, 46 needle hole, for needle sizes 16 and 18, in gauges $\frac{3}{8}$ and $\frac{7}{8}$ in., for 211684 and 211685
211748	13148	Throat Plate, 46 needle hole, for needle sizes 16 and 18, in gauges from $\frac{3}{16}$ to $\frac{3}{8}$ in., in steps of $\frac{1}{16}$ in., for 211010
211759	13148	Throat Plate, 50 needle hole, for needle sizes 14 and 15, in gauges $\frac{1}{2}$, $\frac{11}{16}$, $\frac{3}{4}$, $\frac{13}{16}$ and $\frac{3}{8}$ in., for 211761 and 211762
211760	13148	Throat Plate, 46 needle hole, for needle sizes 16 and 18, in gauges $\frac{1}{2}$, $\frac{11}{16}$, $\frac{3}{4}$, $\frac{13}{16}$ and $\frac{3}{8}$ in., for 211761 and 211762
211764	12104	Throat Plate, 46 needle hole, for needle sizes 16 and 18, in gauges $\frac{3}{8}$, $\frac{13}{16}$, $\frac{7}{8}$, $\frac{15}{16}$ and $\frac{1}{2}$ in., for 211765, 211766 and 211933
211768	12104	Throat Plate, 46 needle hole, for needle sizes 16 and 18, in $\frac{7}{8}$ in. gauge, for 211769
211859	13148	Throat Plate, 46 needle hole, for needle sizes 16 and 18, in $\frac{1}{2}$ in. gauge, for 211652
211879	13147	Throat Plate, 50 needle hole, for needle sizes 14 and 15, in gauges $\frac{3}{8}$, $\frac{1}{2}$ and $\frac{5}{8}$ in., for 211298 and 211995

No.	Plate	Name
212091	13149	Throat Plate, 46 needle hole, for needle sizes 16 and 18, in $\frac{1}{2}$ in. gauge, for 211904

FOR MACHINE No. 22w133

211771	13149	Throat Plate, 50 needle hole, for needle sizes 14 and 15, in $\frac{3}{8}$ in. gauge, for 212836
213893	13149	Throat Plate, 50 needle hole, for needle sizes 14 and 15, in $\frac{1}{2}$ in. gauge, for 213894

FOR MACHINE No. 22w207

222212	13149	Throat Plate, 40 needle hole, for needle sizes 20 and 22, in gauges from $\frac{1}{4}$ to $\frac{3}{8}$ in., in steps of $\frac{1}{16}$ in., for 211754
212242	13149	Throat Plate, 40 needle hole, for needle sizes 20 and 22, in $\frac{3}{4}$ in. gauge, for 231516
231449	13149	Throat Plate, 31 needle hole, for needle sizes 25 and 26, in gauges from $\frac{1}{2}$ to $\frac{3}{4}$ in., in steps of $\frac{1}{16}$ in., for 231448
231438	13138	Throat Plate, 31 needle hole, for needle sizes 25 and 26, in gauges from $\frac{1}{4}$ to $\frac{3}{8}$ in., in steps of $\frac{1}{16}$ in., for 211754

MISCELLANEOUS PARTS

Used in conjunction with Thread Unwinder

60913	14083	Spool Weight with 60914
60914	-----	“ “ Center Pin
225377	14083	“ Wire, for small spools

OBSOLETE PARTS

No.	Plate	Name
222206	13150	Balance Wheel Locking Pin, for Machine No. 22w207
202470	12320	Bobbin Winder Base
202471	12320	" " Frame
202472	12319	" " Spring
202474	12320	" " Spindle
202477	12319	" " Stop Latch Thumb Lever
202480	12320	Bobbin Winder Spool Holder Base with 200355u and 202484
202481	12320	Bobbin Winder Spool Holder Base Spool Pin
202482	12319	Bobbin Winder Spool Holder Tension Disc (lower or upper)
202483	12319	Bobbin Winder Spool Holder Tension Disc Spring (brass)
202484	12319	Bobbin Winder Spool Holder Tension Disc Thread Guide
202485	12320	Bobbin Winder Spool Holder complete, Nos. 200011e, 202480, 202481, 202483, two 202482 and one wood screw 1 in., No. 13
227522	12319	Bobbin Winder Stop Latch
227523	12320	Bobbin Winder complete, Nos. 200056e, 200161d, 200221d, 201537u, 202470 to 202474, 202477, 202478, 227522, three 200299u and two round head wood screws $\frac{3}{4}$ in., No. 13
213110	—	Face Plate with 200366u, 202087, 204185, 204730, two each 202090, 204281, three each 200368u and 200397u, for 213111
213111	13137	Face Plate complete, Nos. 200577u, 204731, 204795, 213110, two each 204059 and 206639, for Machine No. 22w207
*213605	—	Feed Driving Cam Fork Lever Slide Block
*213604	—	Feed Driving Cam Fork Lever Slide Block with 200116c
213606	13041	Feed Driving Cam Fork Lever Slide Block 213604 with 213605

No.	Plate	Name
203250	11007	Hook Driving Shaft Collar with two 200393c
204870	12333	Needle Bar (hollow), for all Machines except No. 22w38
229663	11802	Needle Bar (hollow), for Machine No. 22w38
204792	10486	Needle Bar Connecting Link with 200188c, for Machine No. 22w207
203703	12164	Needle Holder, in gauges $\frac{3}{16}$, $\frac{1}{4}$ and $\frac{5}{16}$ in., with 200068u and two 200141e, for Machines Nos. 22w23, 22w25 and 22w111
203704	12332	Needle Holder, in gauges from $\frac{3}{16}$ to $\frac{1}{2}$ in., in steps of $\frac{1}{32}$ in., with 200068u and two 200141e, for Machines Nos. 22w23, 22w111 and 22w133
203705	13150	Needle Holder, in gauges from $\frac{1}{16}$ to $\frac{3}{4}$ in., in steps of $\frac{1}{16}$ in., with 200068u and two 200141e, for Machine No. 22w111
203714	13150	Needle Holder, in gauges $\frac{1}{4}$ and $\frac{3}{8}$ in., with 200068u and two 200141e, for Machine No. 22w113
213896	13150	Needle Holder, in gauges from $\frac{3}{16}$ to $\frac{1}{2}$ in., in steps of $\frac{1}{32}$ in., with 200068u and two 200141e, for Machine No. 22w113
213897	13150	Needle Holder, in gauges from $\frac{1}{16}$ to $\frac{3}{4}$ in., in steps of $\frac{1}{16}$ in., with 200068u and two 200141e, for Machine No. 22w113
213918	13150	Needle Holder, in gauges from $\frac{3}{16}$ to $\frac{3}{4}$ in., in steps of $\frac{1}{16}$ in., for trimming .060 and .085 in., with 200068u, 200141e and 200389c, for Needle Bar 204870, for Machine No. 22w38
229665	13150	Needle Holder, in gauges from $\frac{3}{16}$ to $\frac{3}{8}$ in., in steps of $\frac{1}{32}$ in., for trimming .035, .045, .060, .085 and .125 in., with 200141e, 200389c and two 200581u, for Needle Bar 229663, for Machine No. 22w38
213100	11868	Take-up Cam Key, for Machine No. 22w207
206639	—	Tension complete, Nos. 200632b, 201572b, 202407, 204271 and two 202402

No.	Plate	Name
215612	—	Vibrating Presser Bar, for 204489..
204489	13041	" " " 215612 with 204493 and two 200138d, for Ma- chine No. 22w113
215628	—	Vibrating Presser Bar, for 204488..
204488	13041	" " " 215628 with 204493 and two 200138d, for Ma- chine No. 22w113
204492	13041	Vibrating Presser Bar Position Guide, for Machine No. 22w113..
204625	13041	Vibrating Presser Foot, for Ma- chine No. 22w113
204631	13041	Vibrating Presser Foot, for Ma- chine No. 22w113
204635	13150	Vibrating Presser Foot, for Ma- chine No. 22w113
229643	14004	Vibrating Presser Foot, for Ma- chine No. 22w113
229647	14067	Vibrating Presser Foot, for Ma- chine No. 22w113

NUMERICAL LIST OF PARTS

No.	Plate	Name
208E	13138	Thread Unwinder Thread Guide Rod Screw, for 224392
2102	10881	Bobbin Winder Tension Disc, for 225462
36578	12345	Oiler with 36579
36579	12345	" Spout, 3½ in. long, with 120117, for 36578
41400	12345	Machine Rest Pin (wood)
60913	14083	Spool Weight with 60914
60914	—	" " Center Pin, for 60913
120117	—	Oiler Spout Washer (leather), for 36578
200002E	12332	Feed Driving Cam Fork Lever Con- nection Hinge Screw, for 206554 and 206555
200006E	11007	Hook Saddle Screw
200010E	11044	Arm Screw, for Machine No. 22w207
200011E	12319	Bobbin Winder Spool Holder Ten- sion Disc Screw, for 202485
200027E	12332	Feed Lifting Cam Fork Pinch Screw, for 204202
200031E	12311	Feed Driving Cam Fork Lever Con- nection Clamp Pinch Screw, for 204194
200042E	12311	Take-up Lever Bearing Screw, for 204554 and 213109
200043C	12311	Feed Driving Cam Fork Lever Shaft Sleeve Set Screw
200043C	12311	Feed Driving Rock Shaft Center Set Screw
200043C	12311	Feed Lifting Rock Shaft Center Set Screw
200045E	12332	Feed Lifting Cam Screw, for 213154
200053C	12311	Face Plate Screw
200053C	12311	Vibrating Presser Bar Position Stop Screw, for Machine No. 22w113
200054E	12307	Arm Shaft Connection Screw, for 204440 and 204706
200056E	10884	Bobbin Case Lever Fulcrum Screw, for 203508
200056E	10884	Bobbin Winder Stop Latch Screw, for 225382 and 227523

PLATE 10483—FULL SIZE


200181



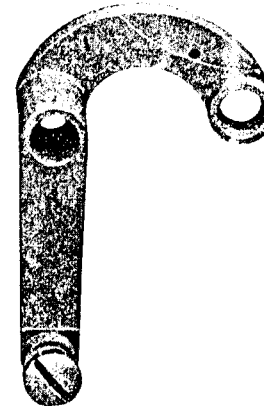
202088



204484



204475



200309



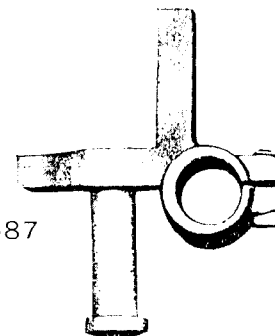
200122



200188



204480



200685



204487



200587



204478



PLATE 10486—FULL SIZE

204789



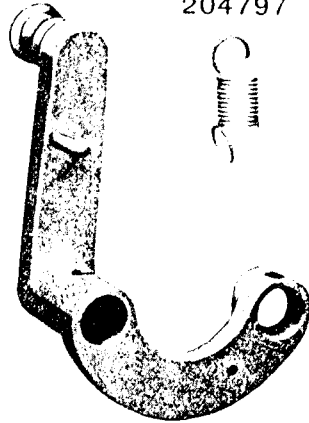
204795



204794



204786



204797



204792



204790


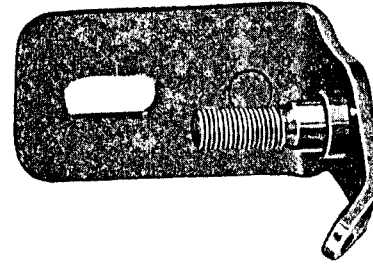


PLATE 10881—FULL SIZE

225461




200082




202104



2102



225462



202407



201499



201572



PLATE 10884—FULL SIZE

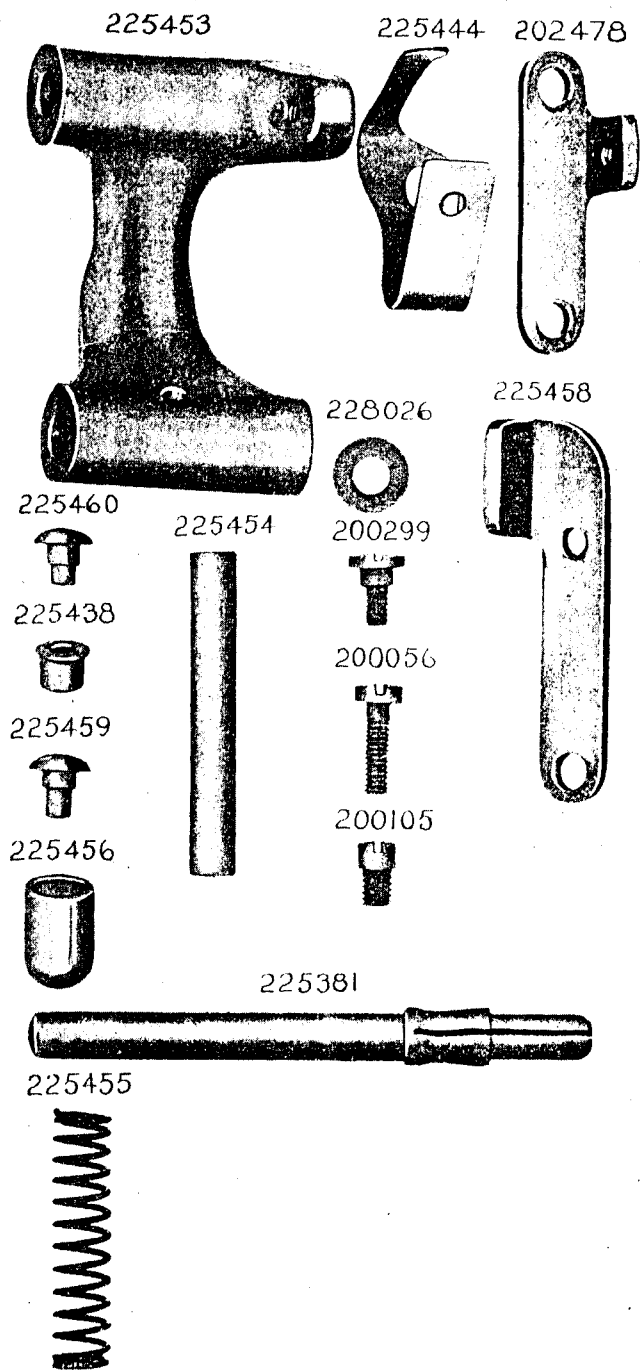


PLATE 10885—ONE-FOURTH SIZE

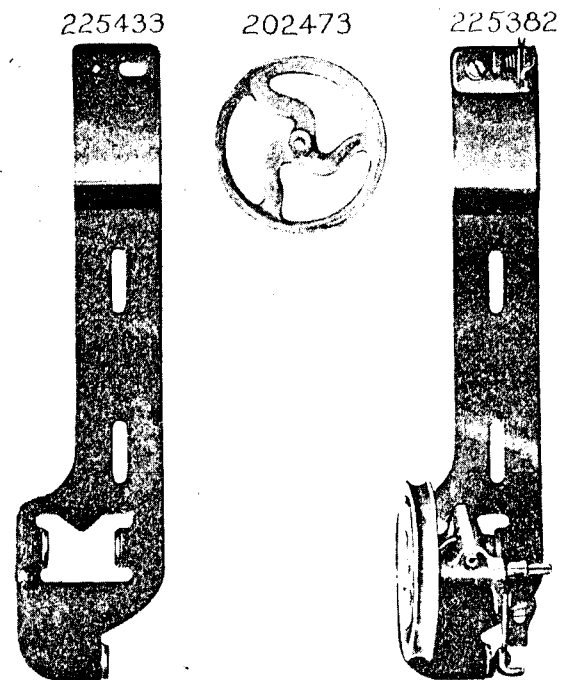


PLATE 11007—FULL SIZE

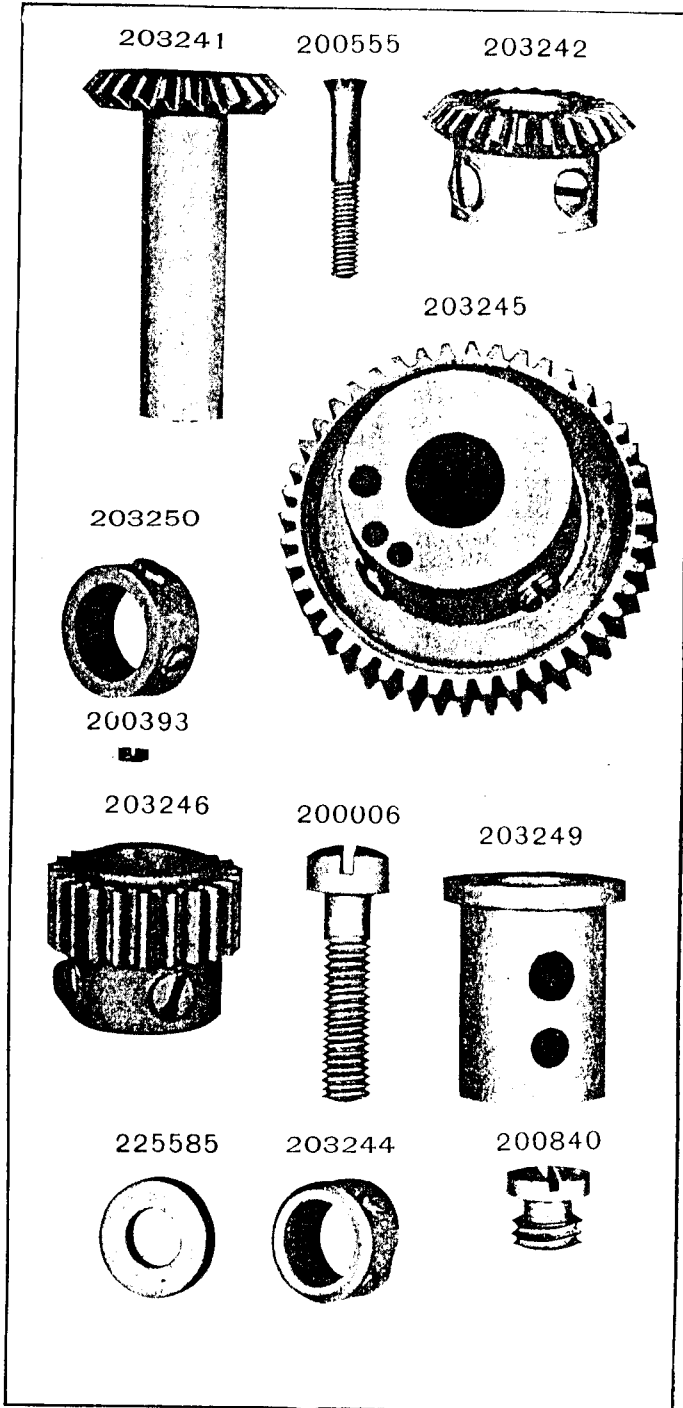


PLATE 11018—FULL SIZE

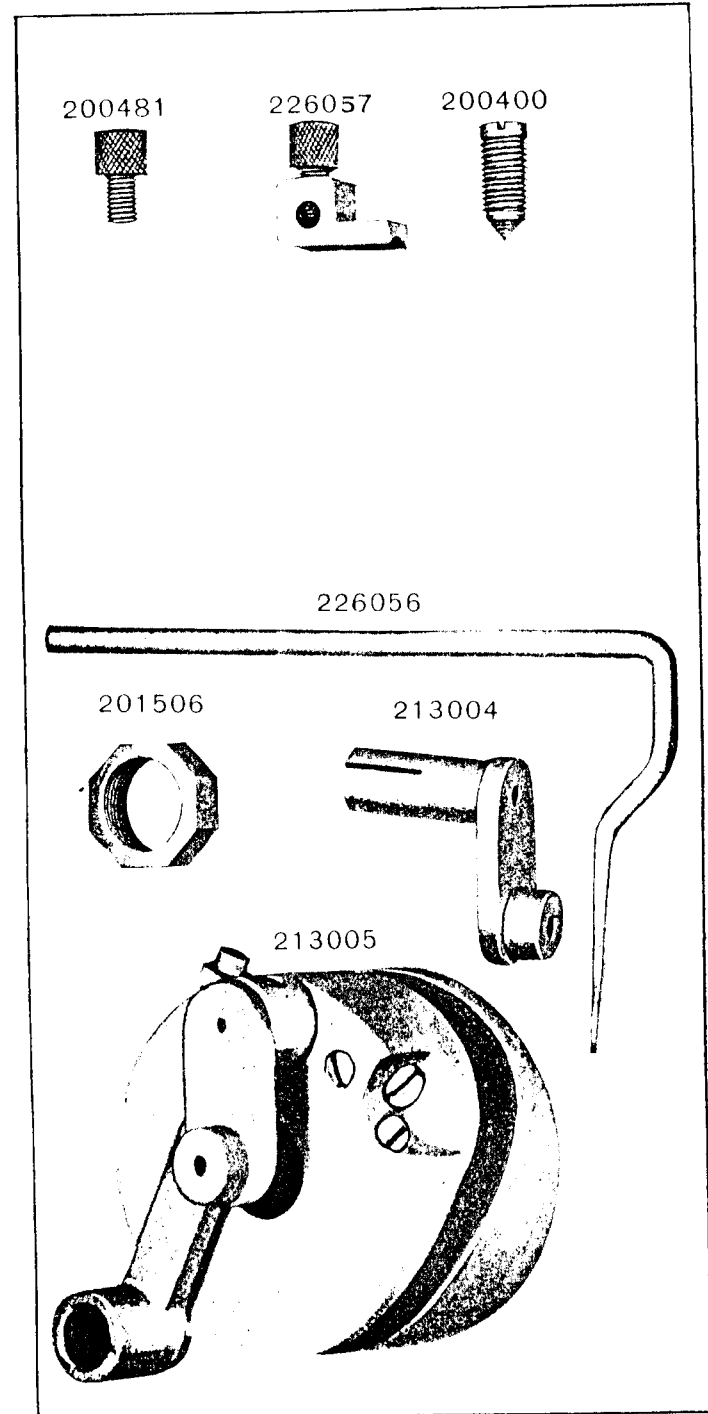


PLATE 11029—FULL SIZE

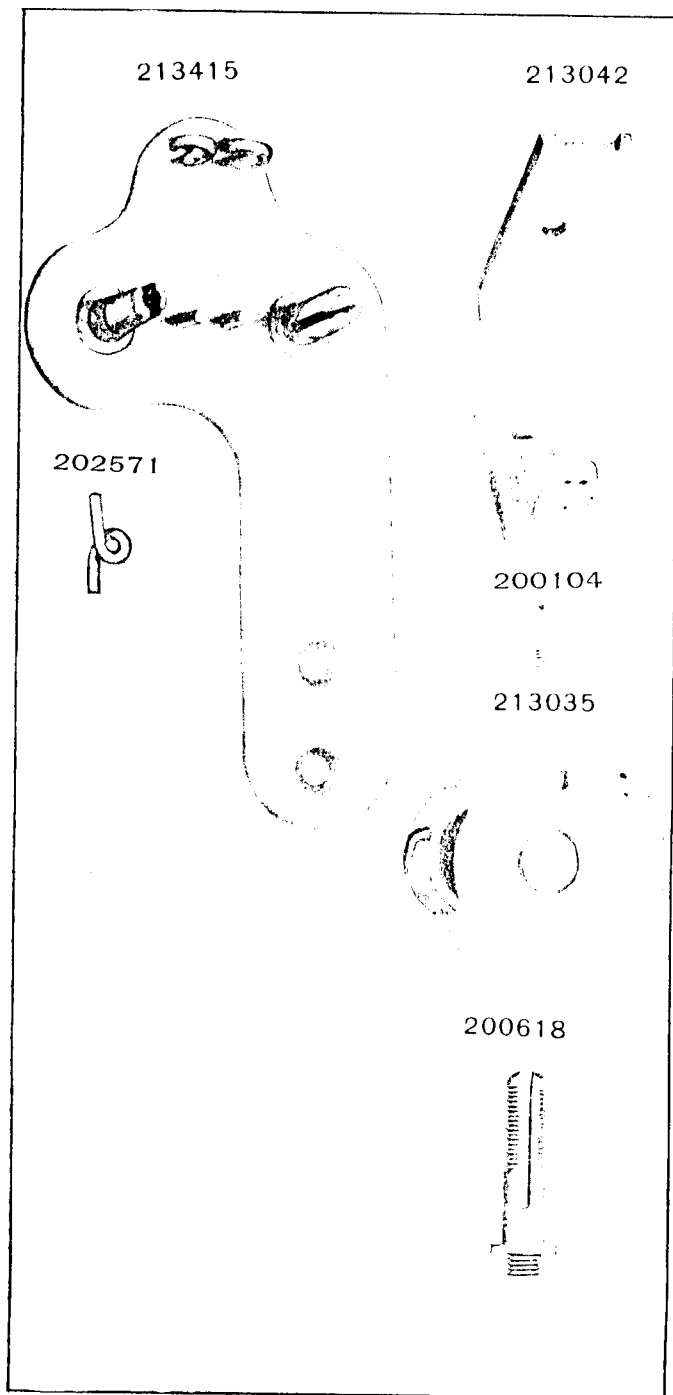


PLATE 11035—FULL SIZE

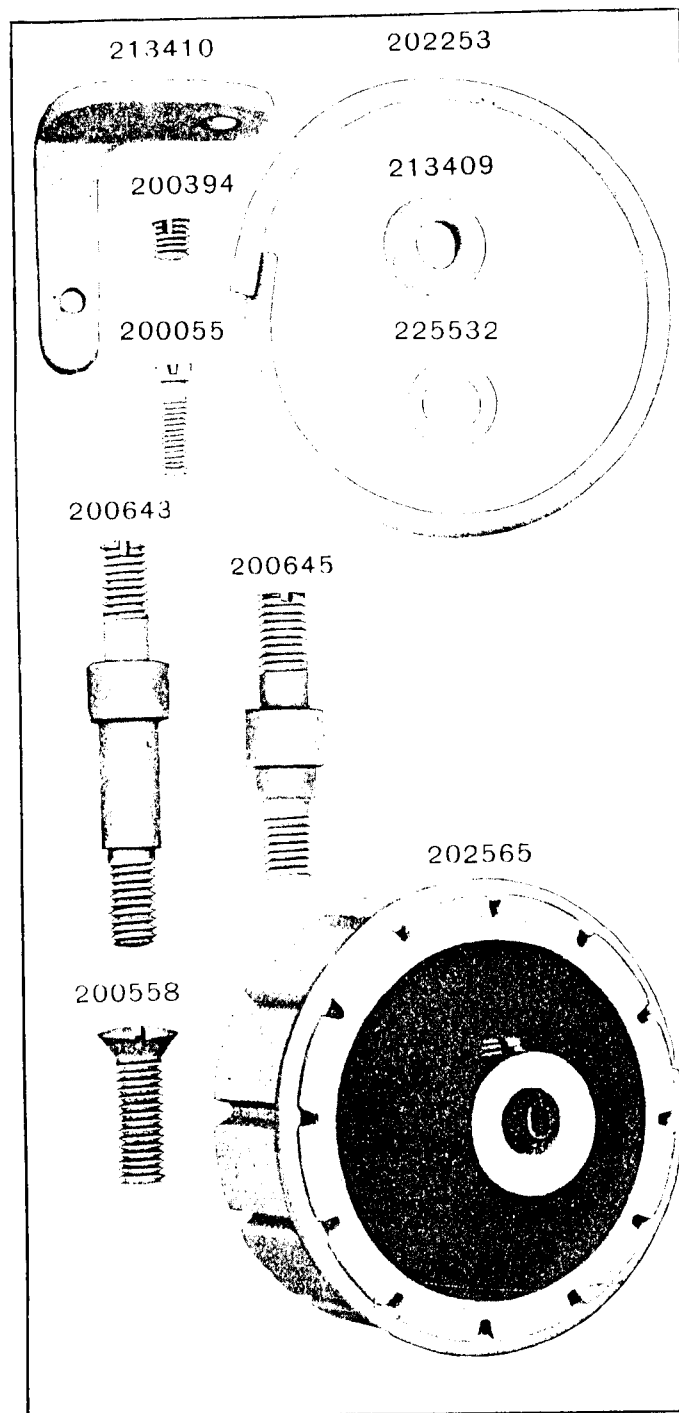


PLATE 11042—ONE-HALF SIZE

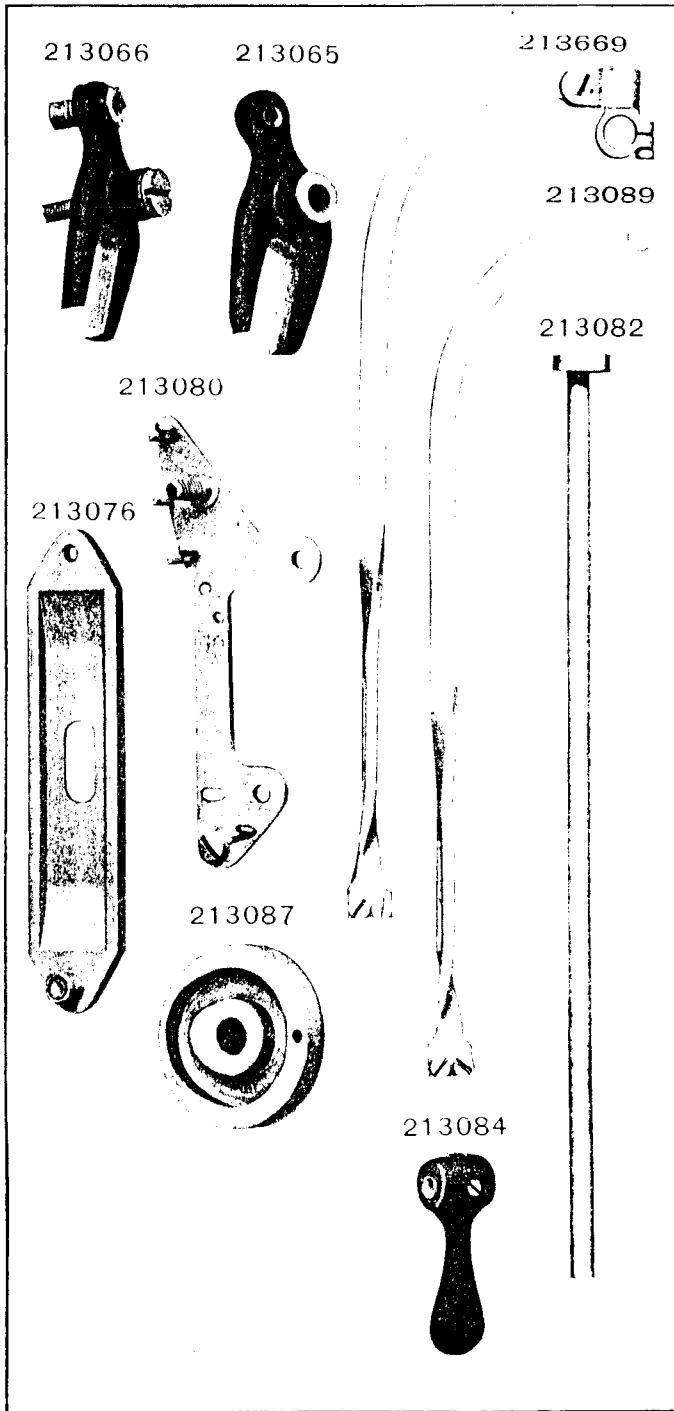


PLATE 11043—FULL SIZE

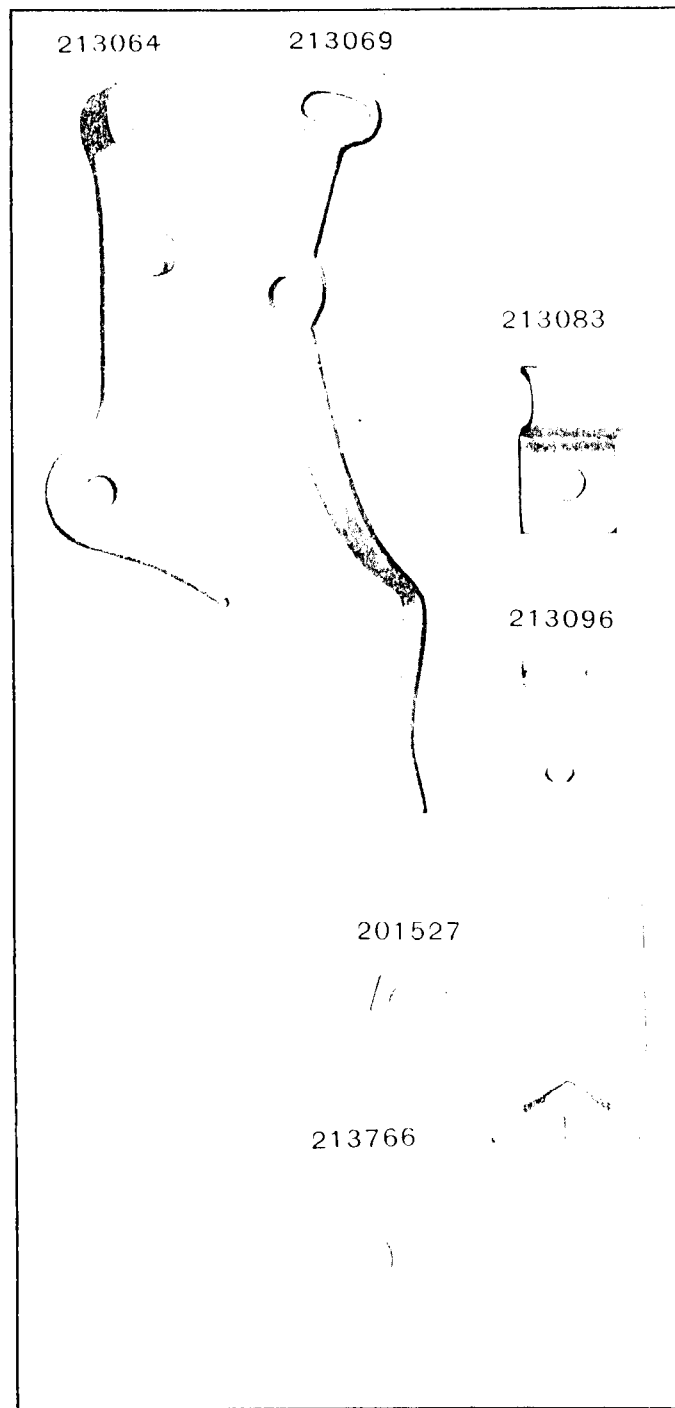


PLATE 11044—FULL SIZE

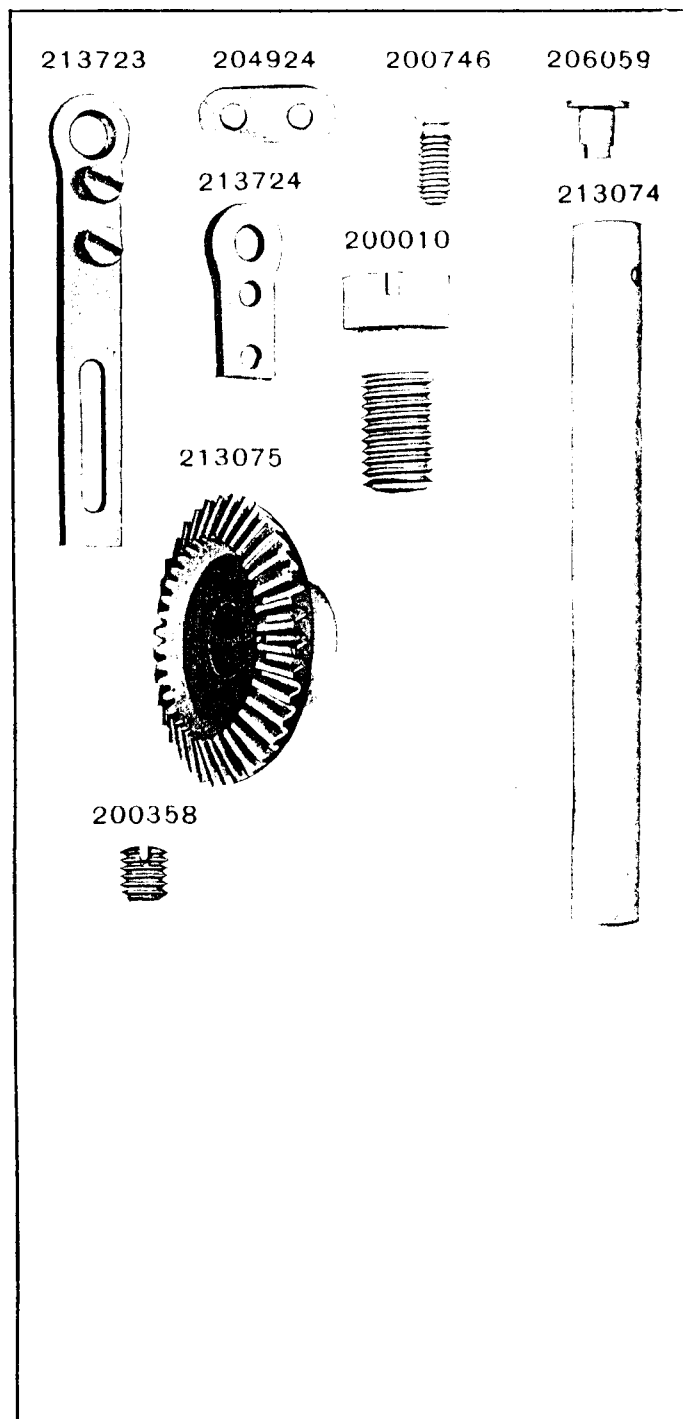


PLATE 11125 —ONE—FOURTH SIZE

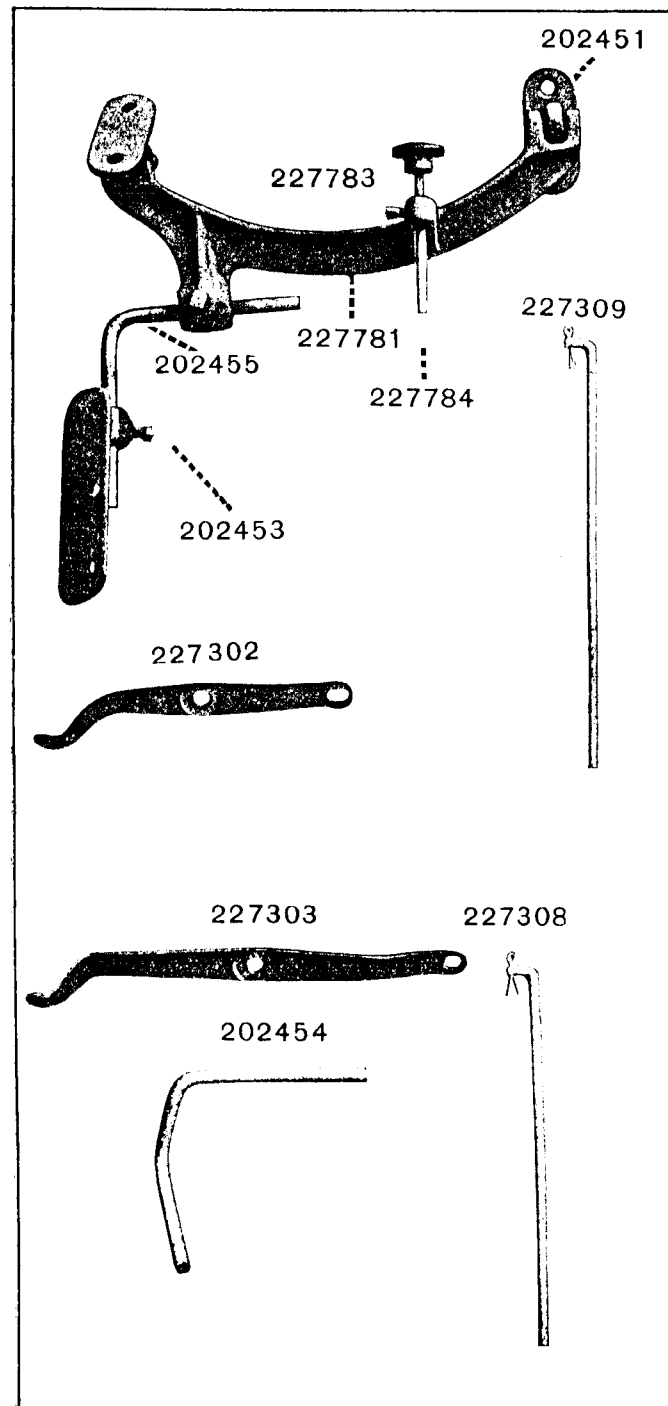


PLATE 11140 - FULL SIZE

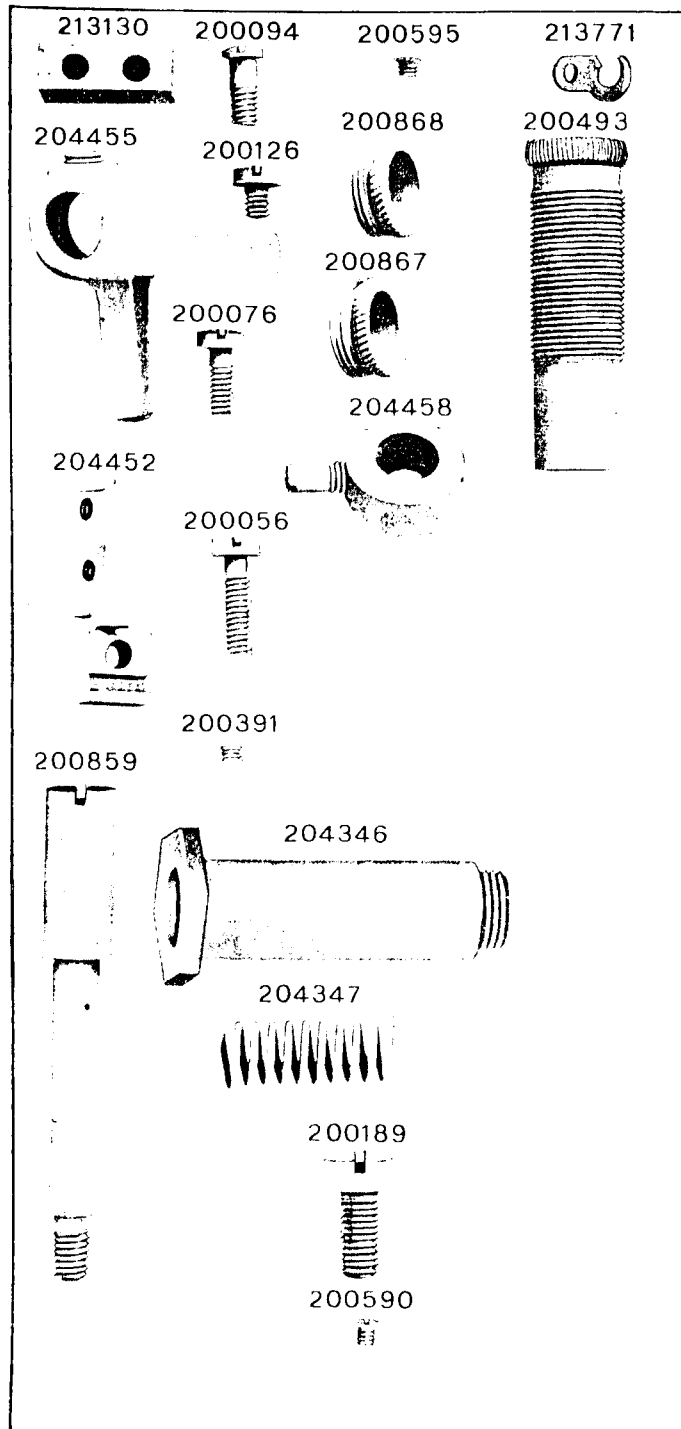


PLATE 11142 - FULL SIZE

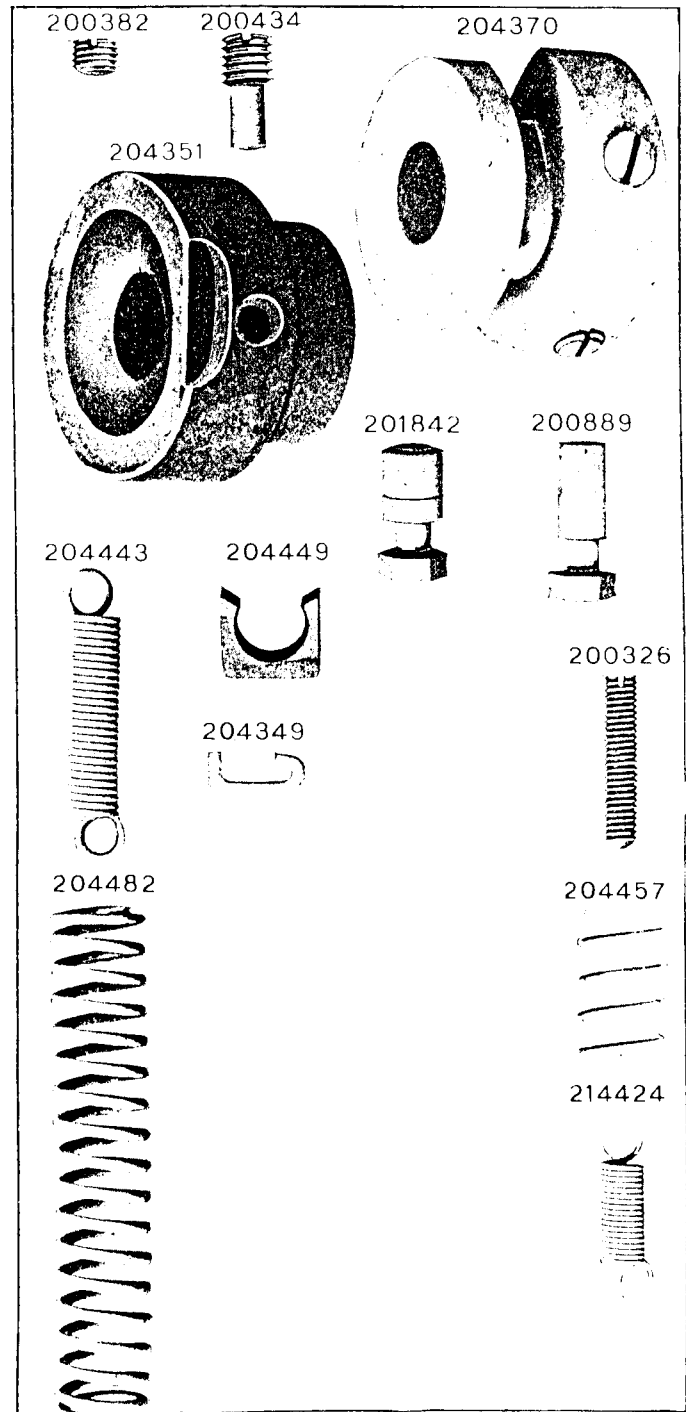


PLATE 11235—FULL SIZE

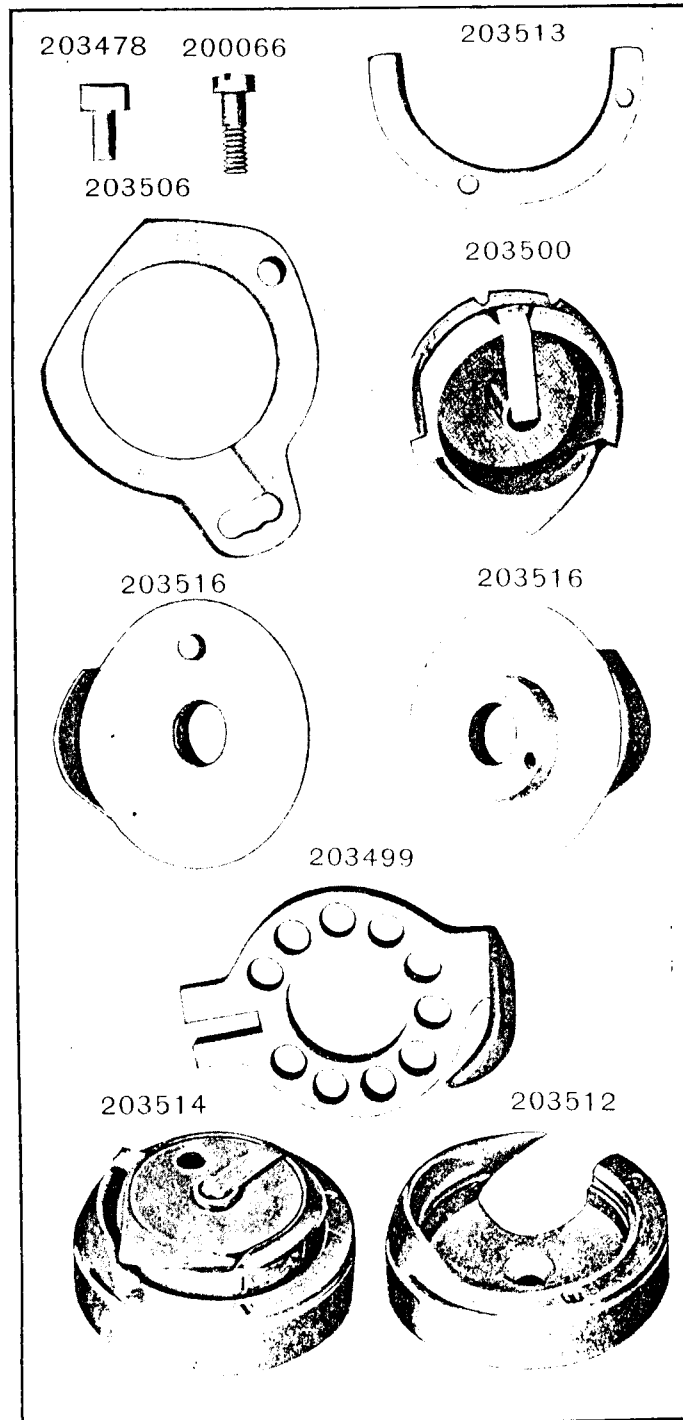


PLATE 11236—ONE-HALF SIZE

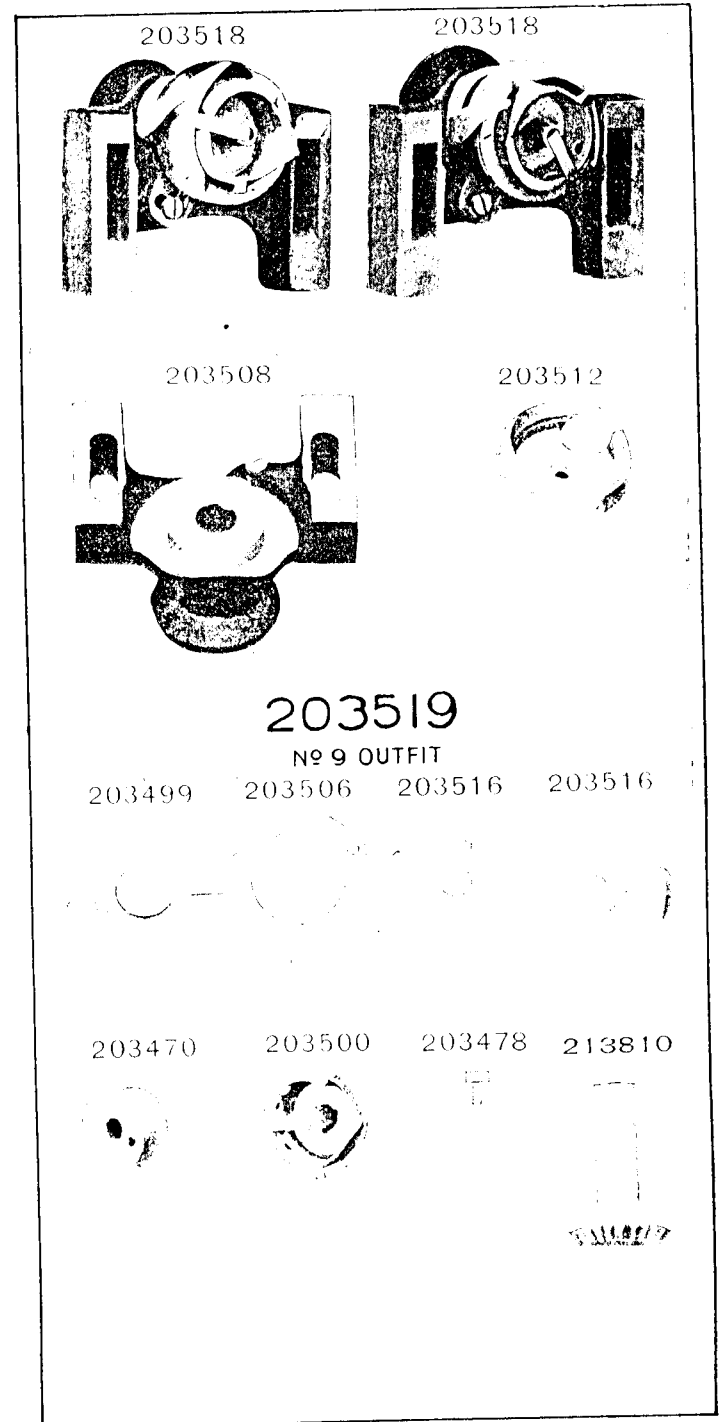


PLATE 11801—FULL SIZE

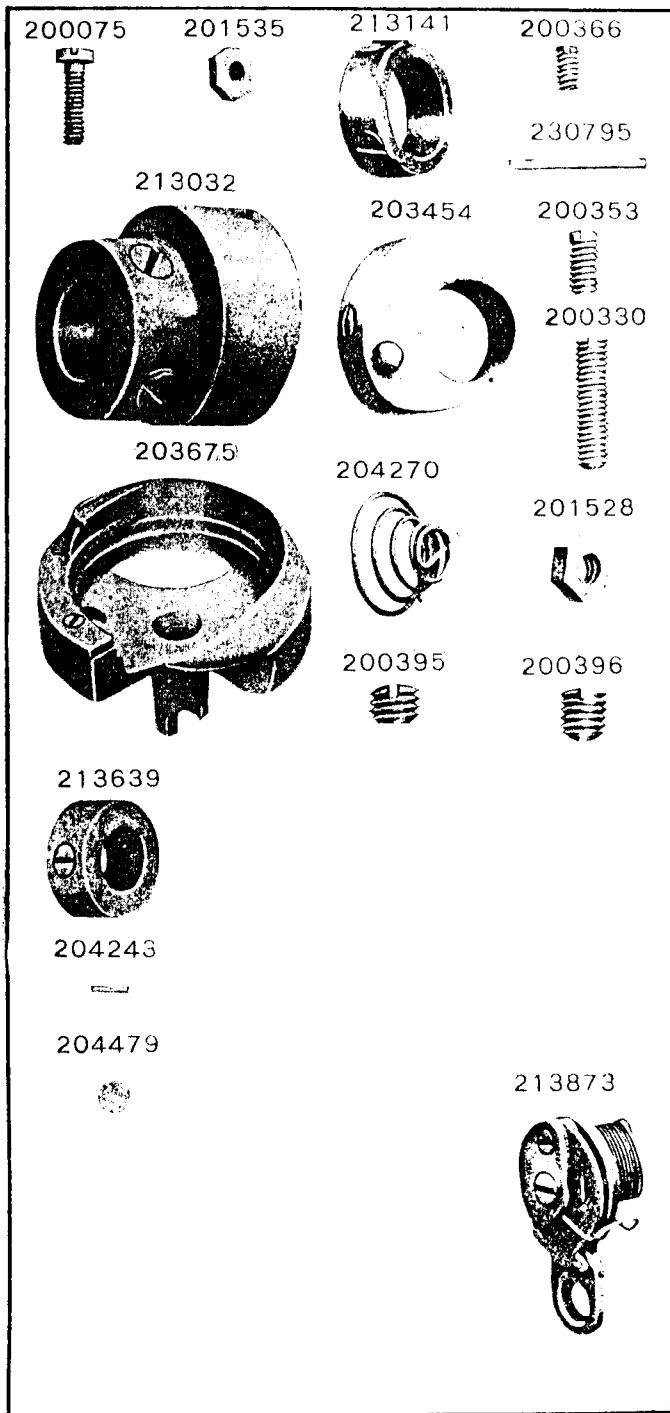


PLATE 11802—ONE-HALF SIZE




PLATE 11803--FULL SIZE

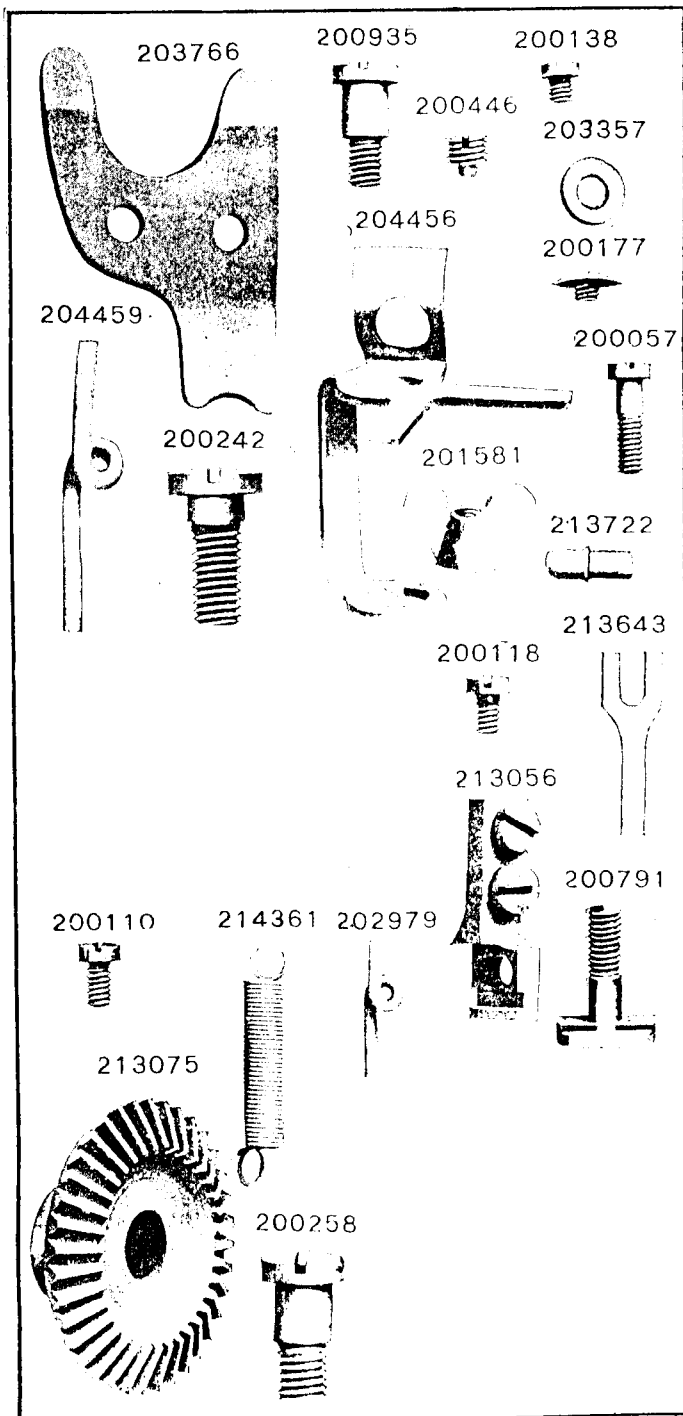


PLATE 11804--ONE-FOURTH SIZE

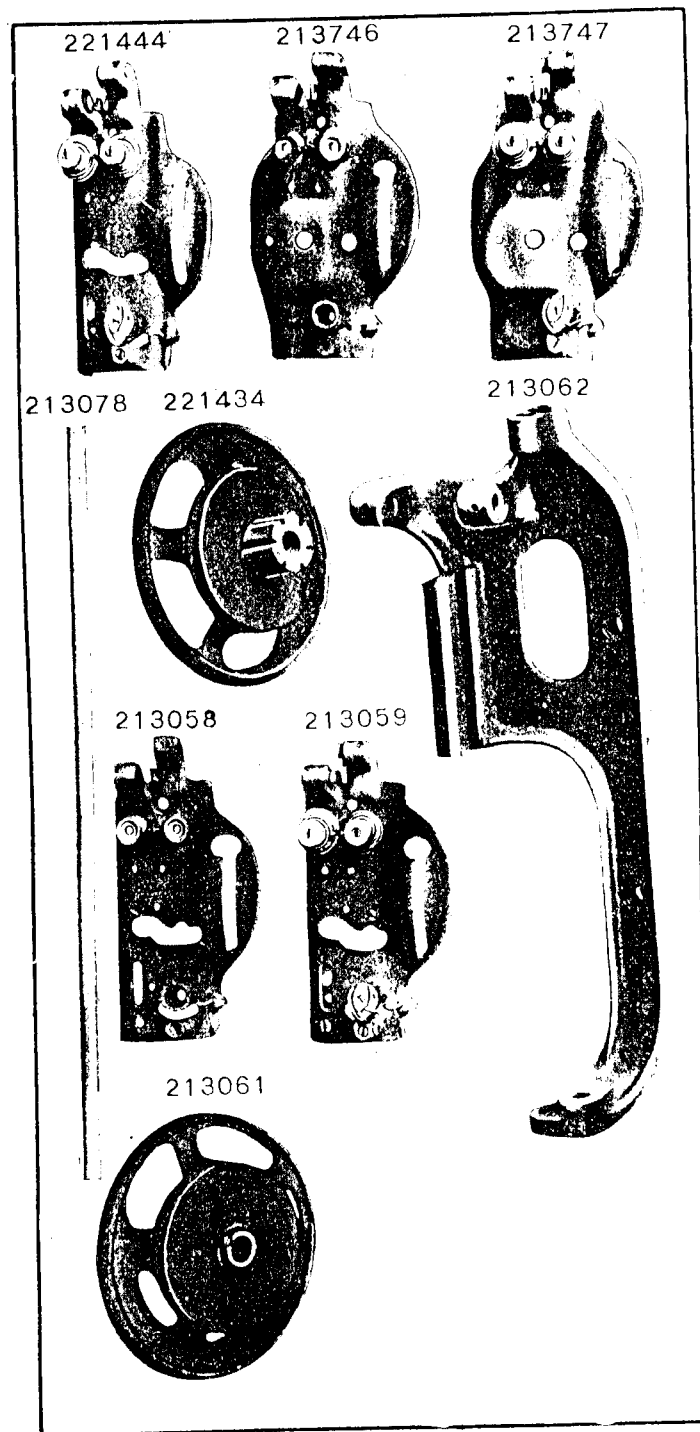


PLATE 11805 - ONE-HALF SIZE




PLATE 11808 - FULL SIZE

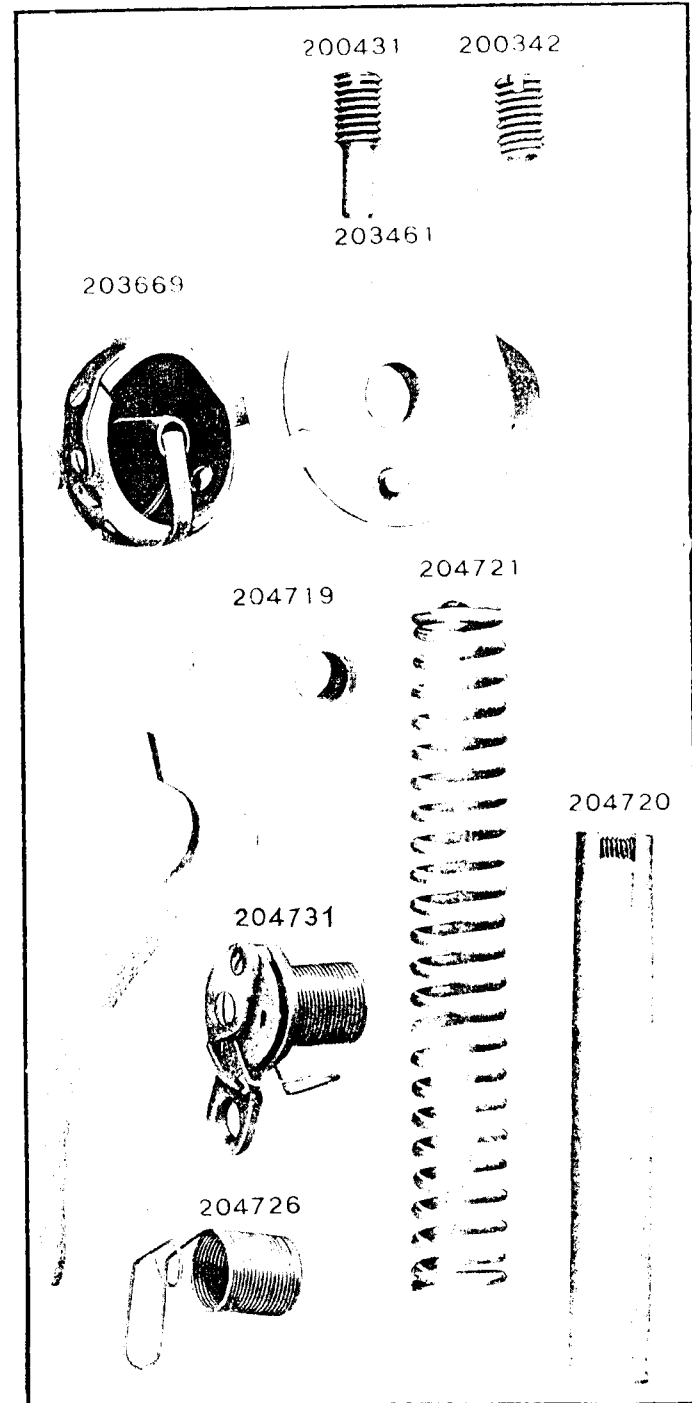
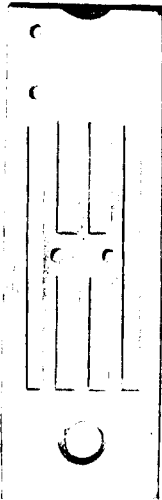



PLATE 11813 -FULL SIZE

211052
211053
211054




236411



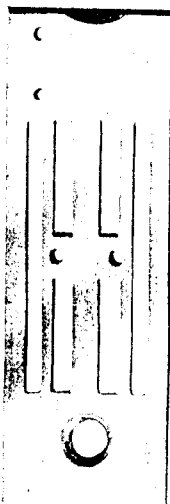
212571



211048
211050
211614



211056
211057
211058



236419

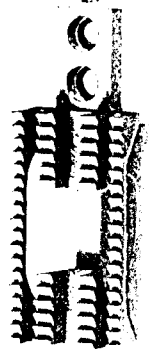


PLATE 11814 -FULL SIZE

211059
211060
211061



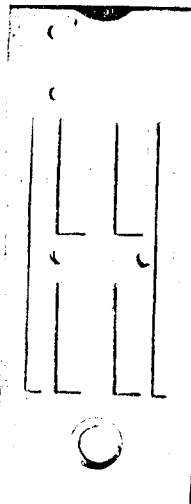
236423




212474



211062
211063
211064



211065
211066
211067



212169



PLATE 11823 - FULL SIZE

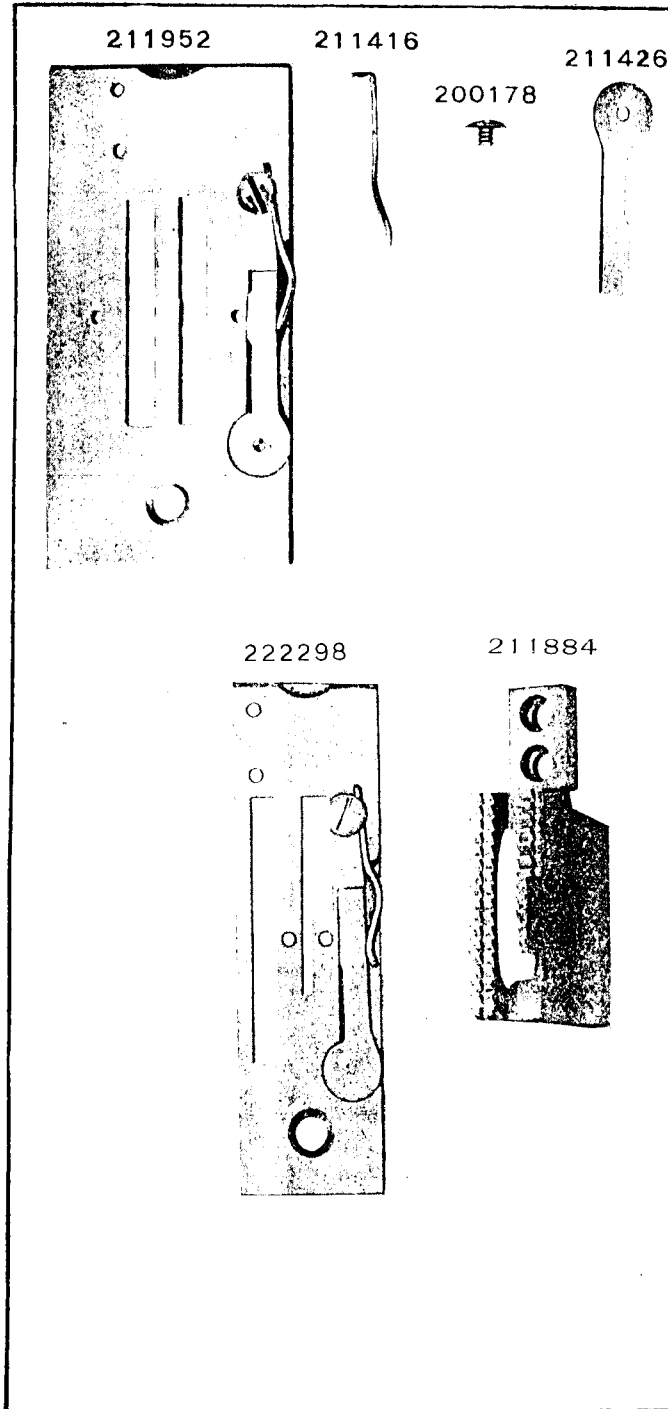


PLATE 11839 - FULL SIZE

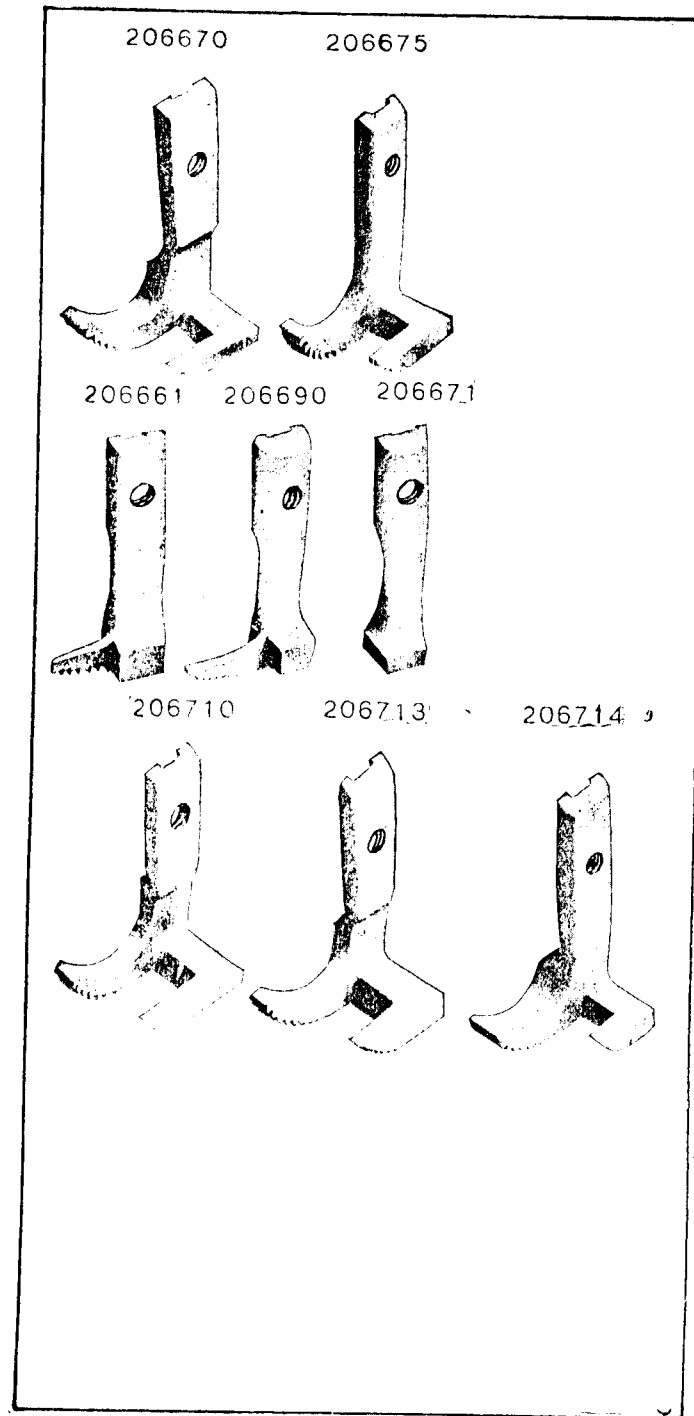


PLATE 11857 -FULL SIZE

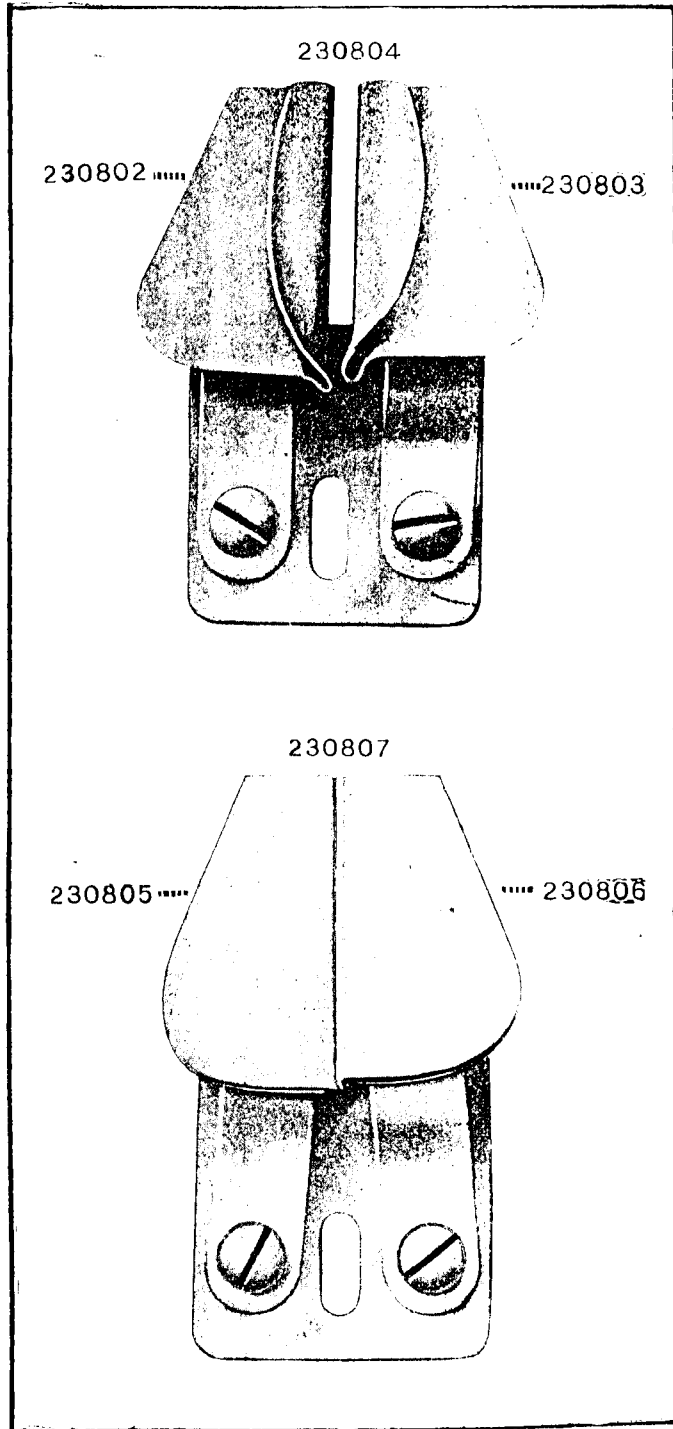


PLATE 11868 -FULL SIZE

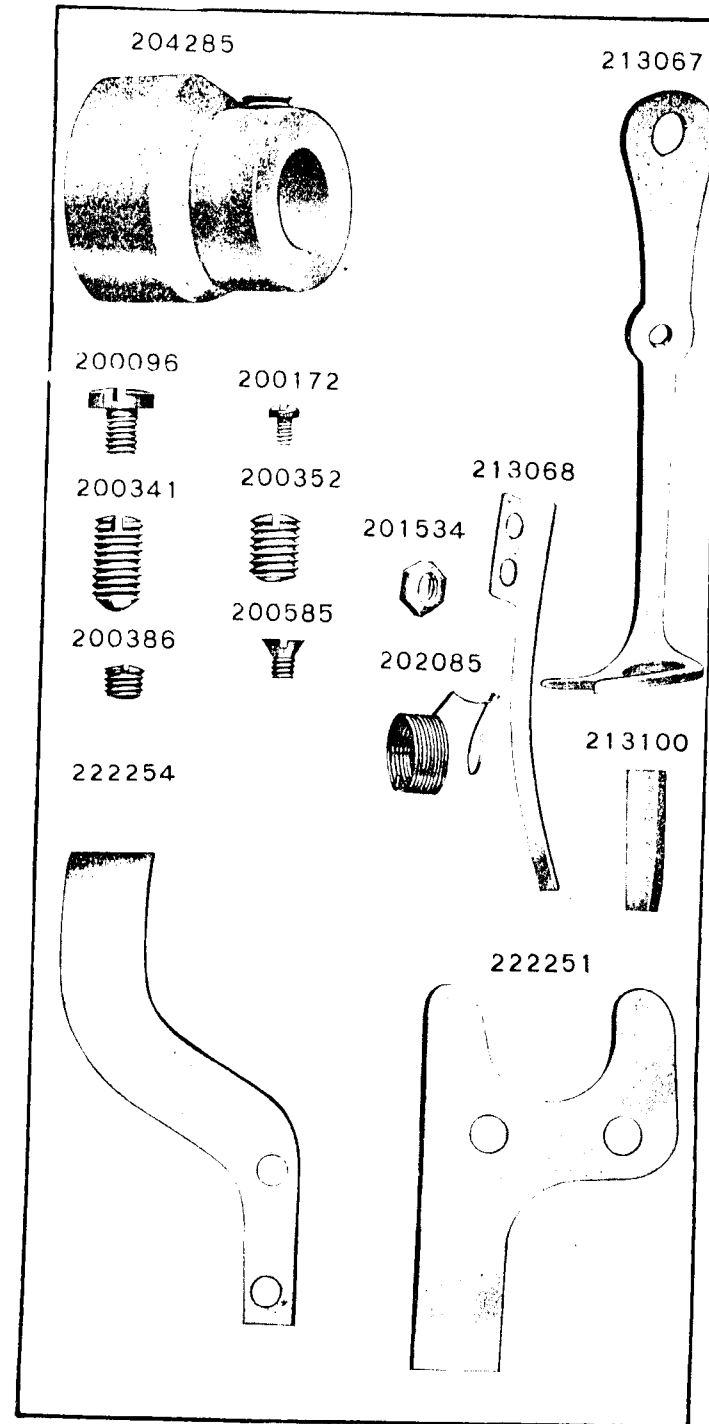



PLATE 12092—FULL SIZE

211666
211667
211668




211669



211670



211671
211672
211673



211674




211675



PLATE 12093—FULL SIZE

211676
211677
211678



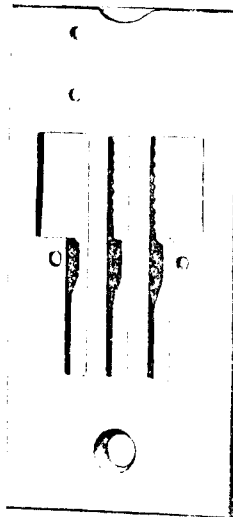
211679



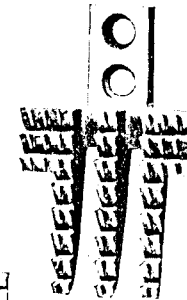
211680



211681
211682
211683



211684



211685

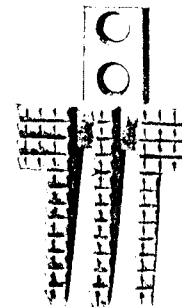
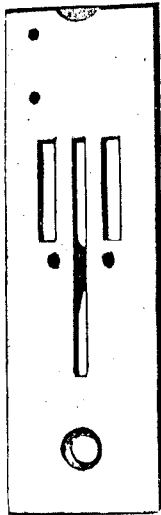



PLATE 12099—FULL SIZE


211715
211716



211717



211718



211721



211722



211719
211720

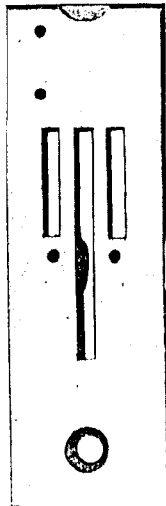
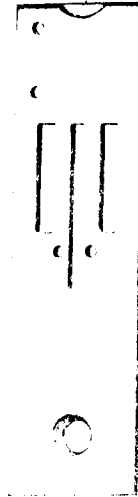



PLATE 12100—FULL SIZE

211723
211724



211725



211726
211727



211728




211018
211731



211732



211729




211733



PLATE 12104—FULL SIZE

211763
211764



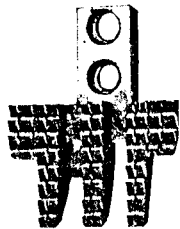
211765



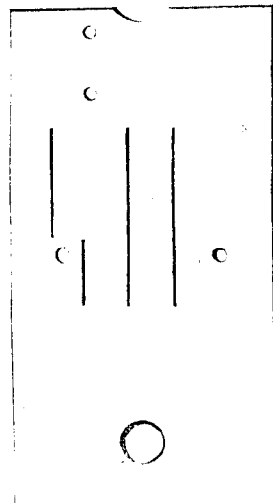
211766



211769



211767
211768

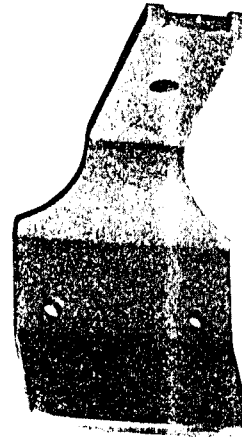


211770




PLATE 12164—FULL SIZE

229107




229106




229105




229104



229102



203705



203703



PLATE 12305—FULL SIZE

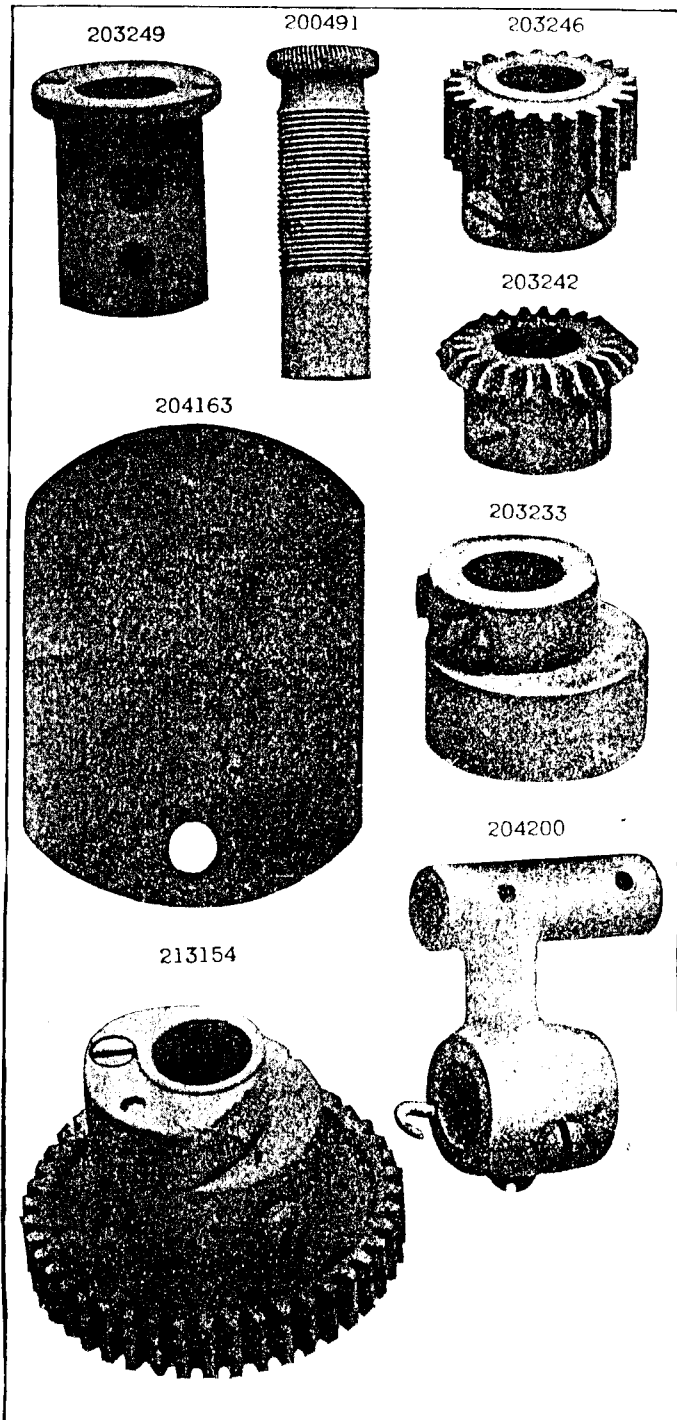


PLATE 12306—FULL SIZE

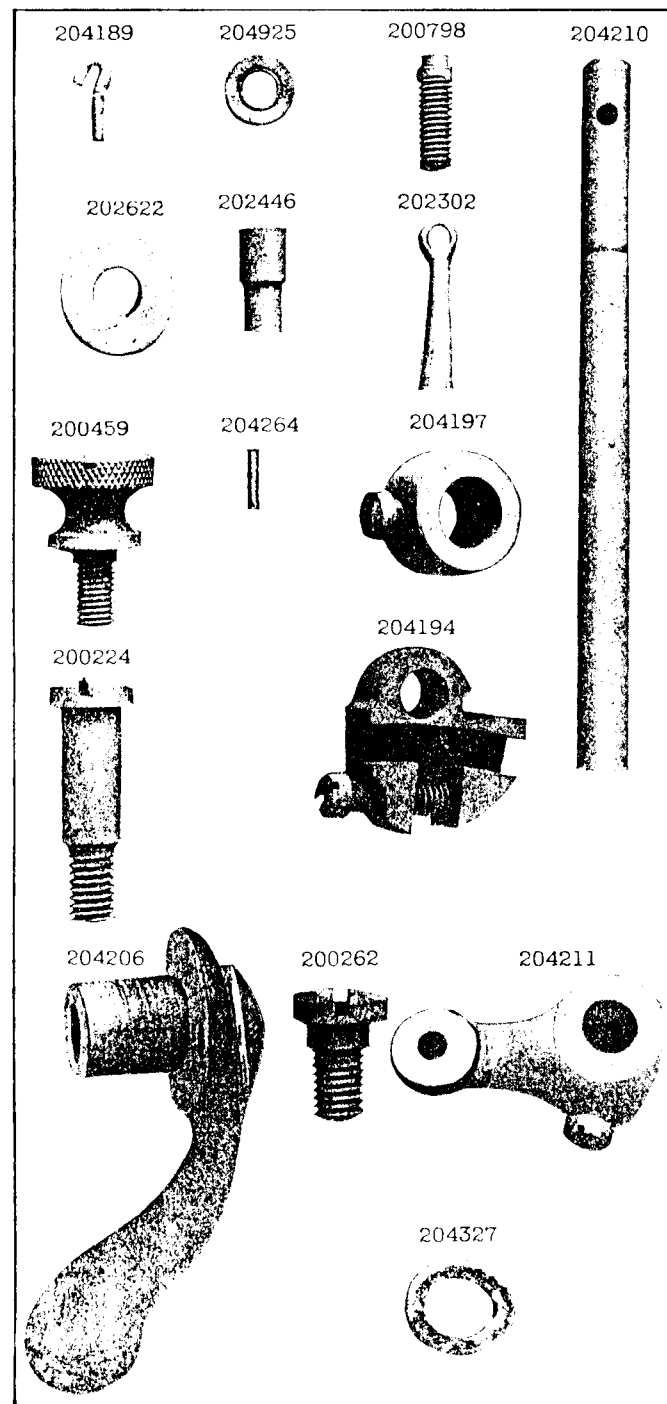


PLATE 12307—FULL SIZE

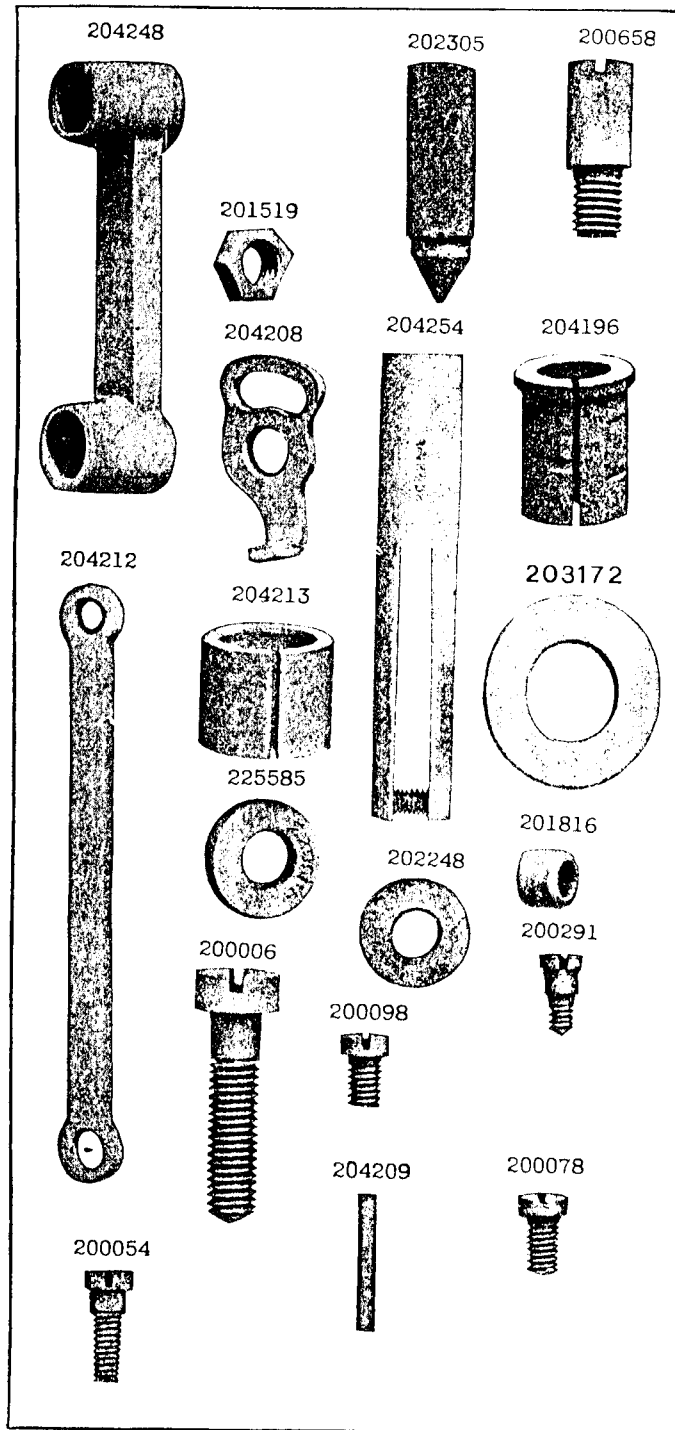


PLATE 12308—FULL SIZE

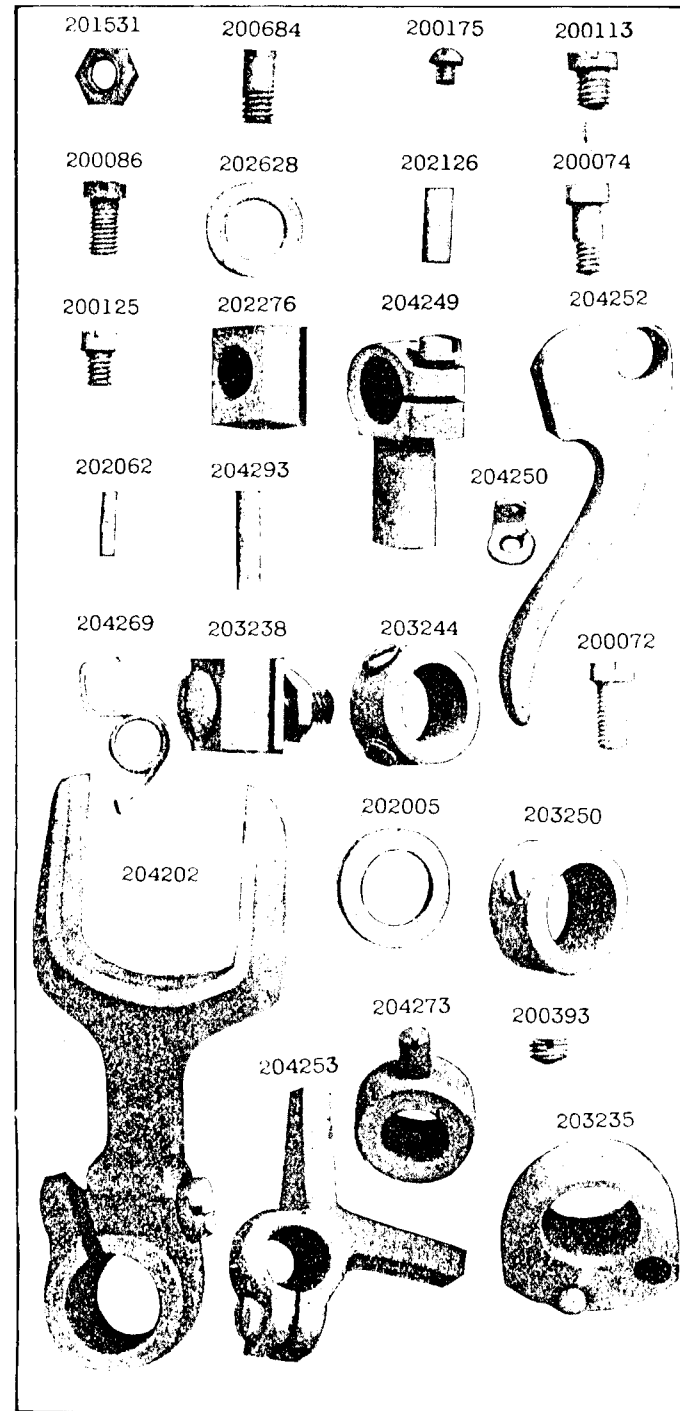


PLATE 12309 - FULL SIZE

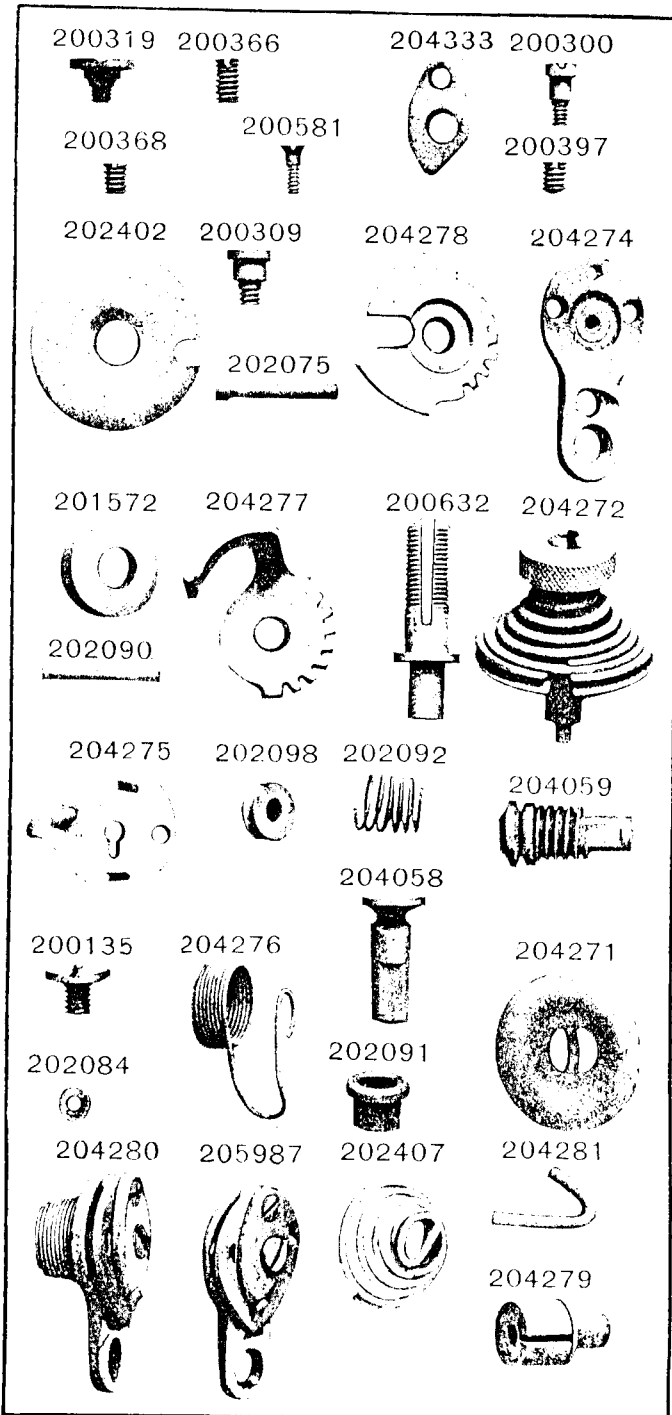


PLATE 12311 - FULL SIZE

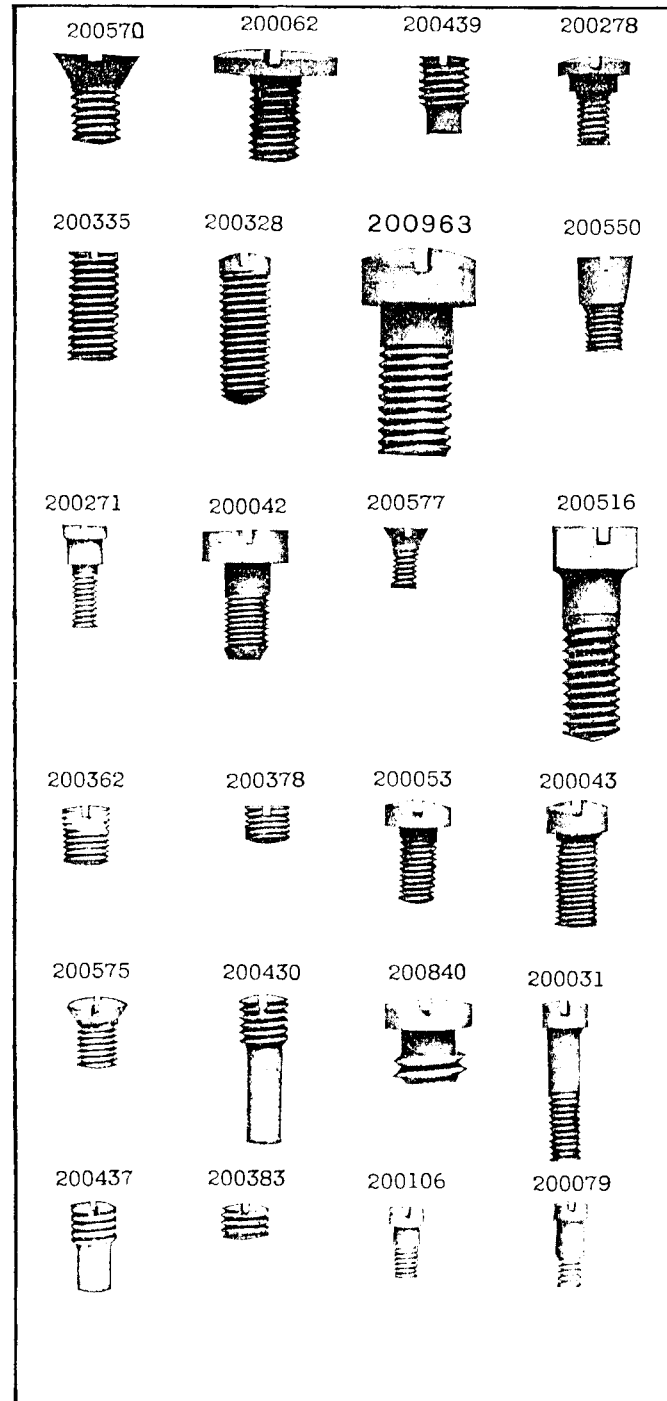


PLATE 12312 - FULL SIZE

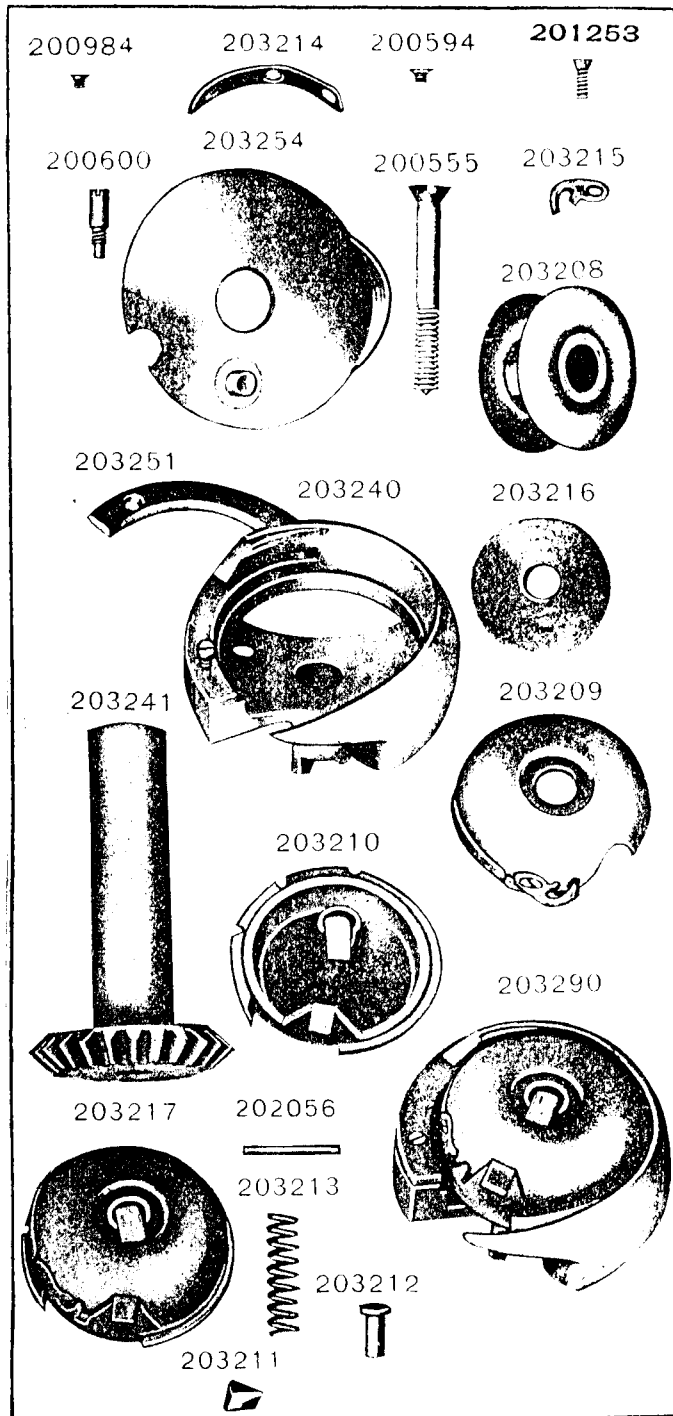


PLATE 12319 - FULL SIZE

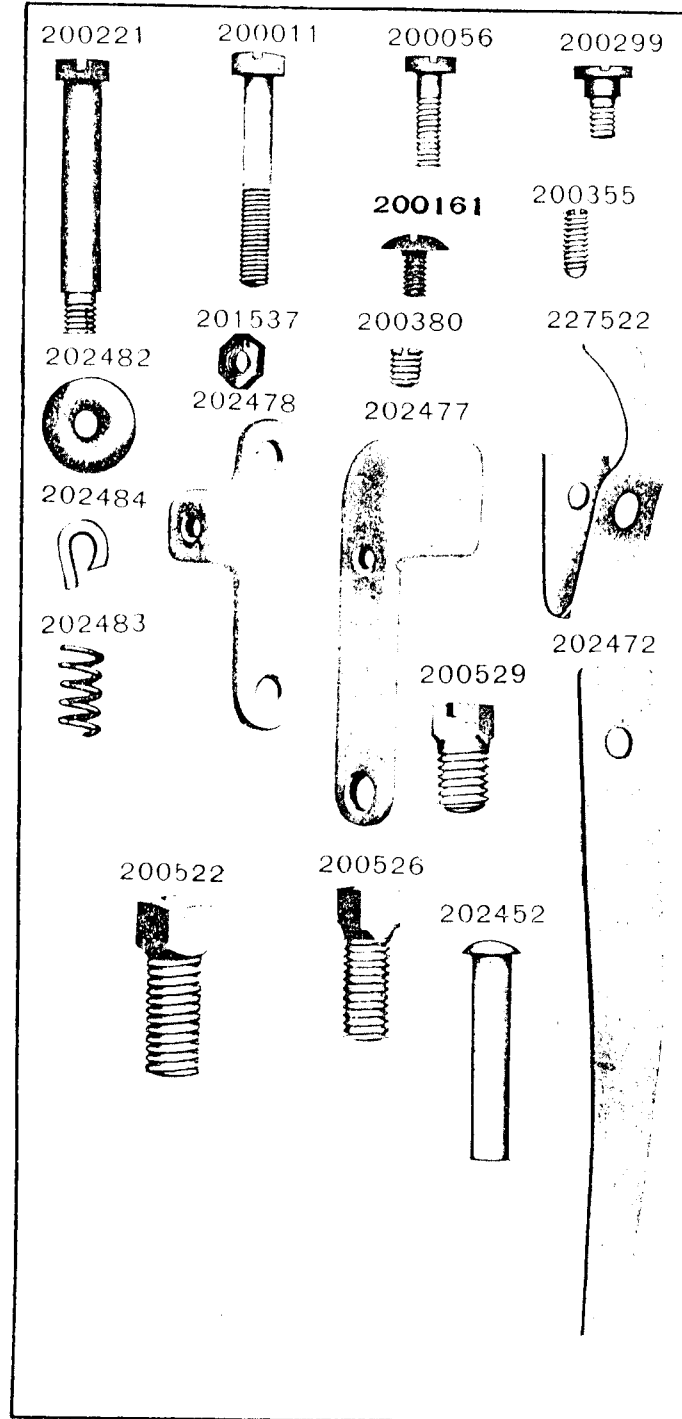


PLATE 12320—ONE-HALF SIZE

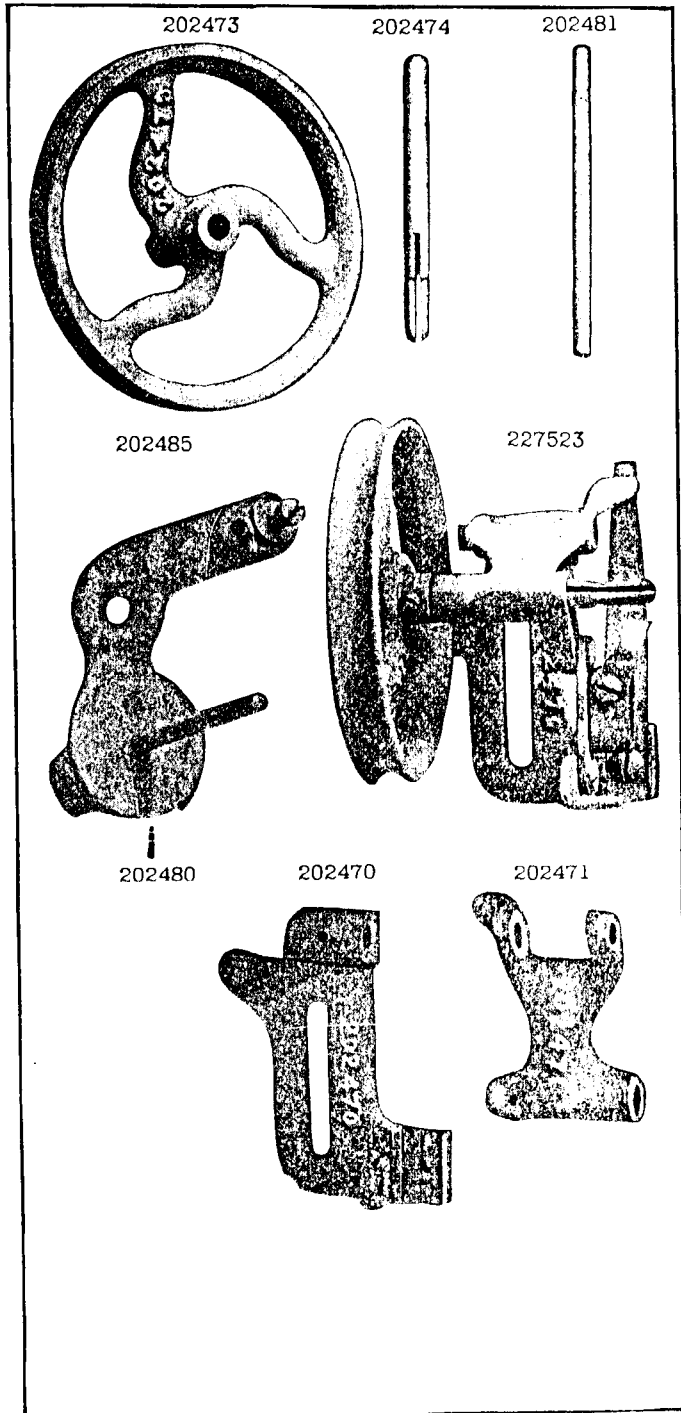


PLATE 12332—FULL SIZE

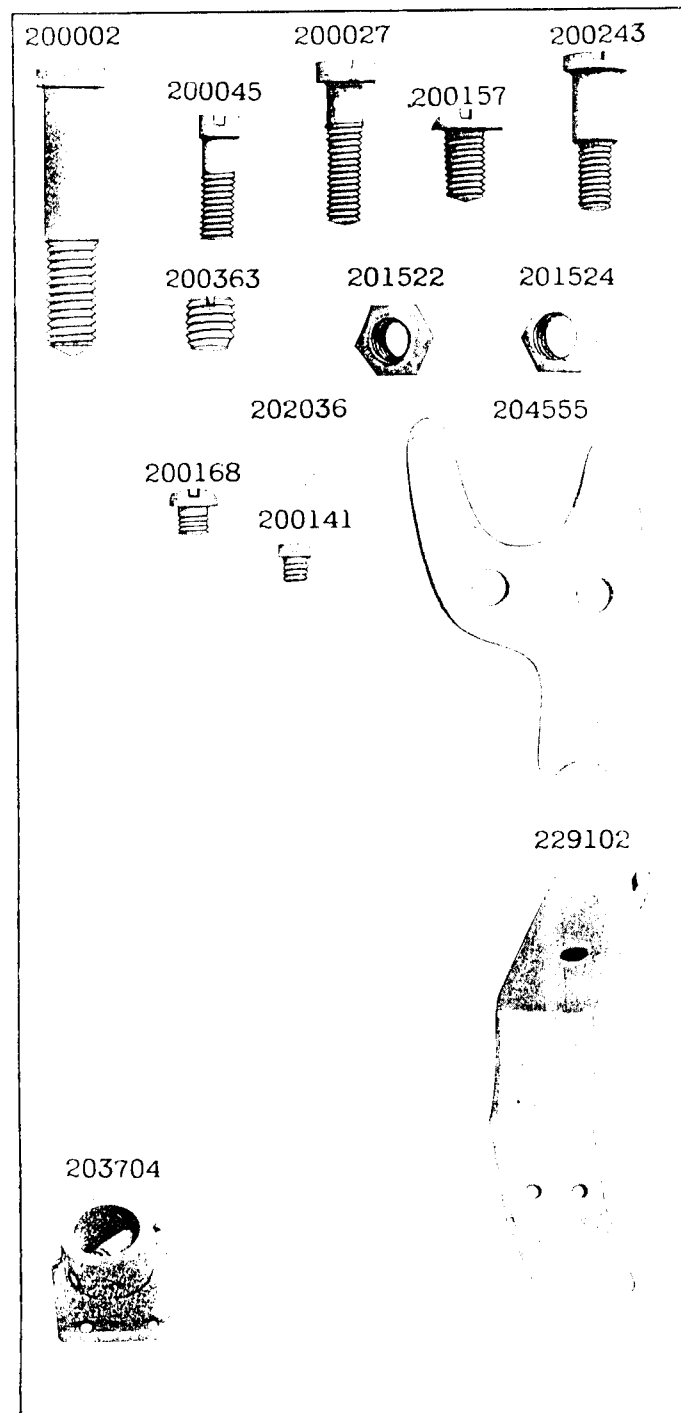
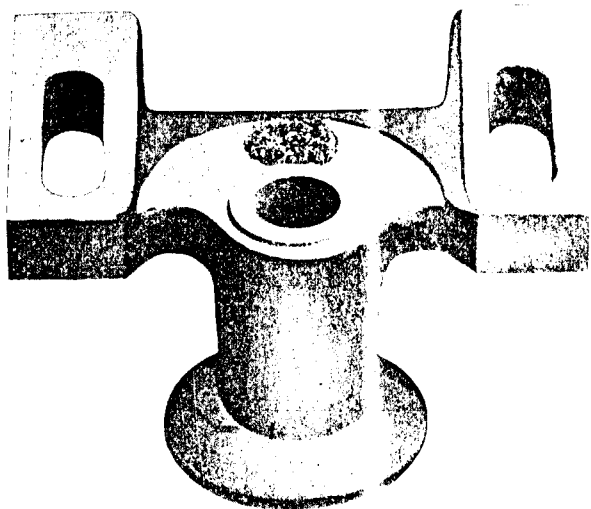


PLATE 12335—FULL SIZE

203307



203308




PLATE 12345—ONE-HALF SIZE

41400




225497



225498




202258



36578

225554



36579




PLATE 12376—FULL SIZE

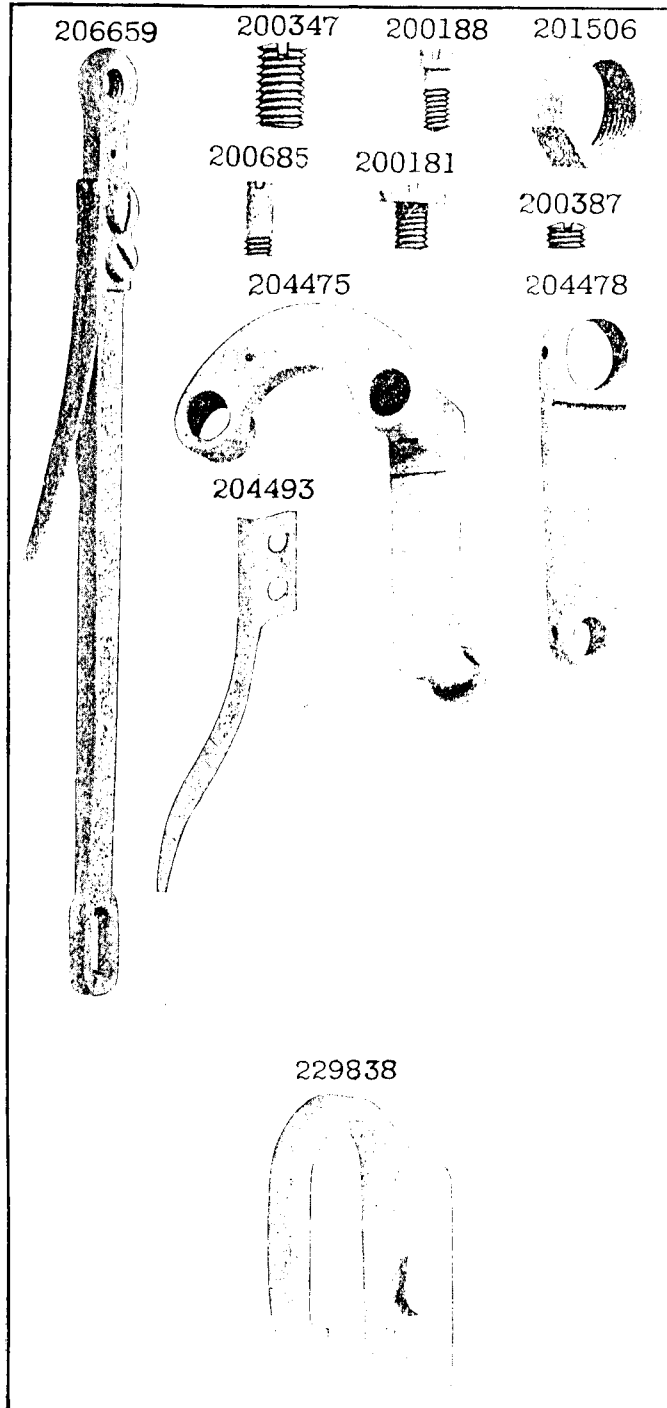


PLATE 12386—FULL SIZE

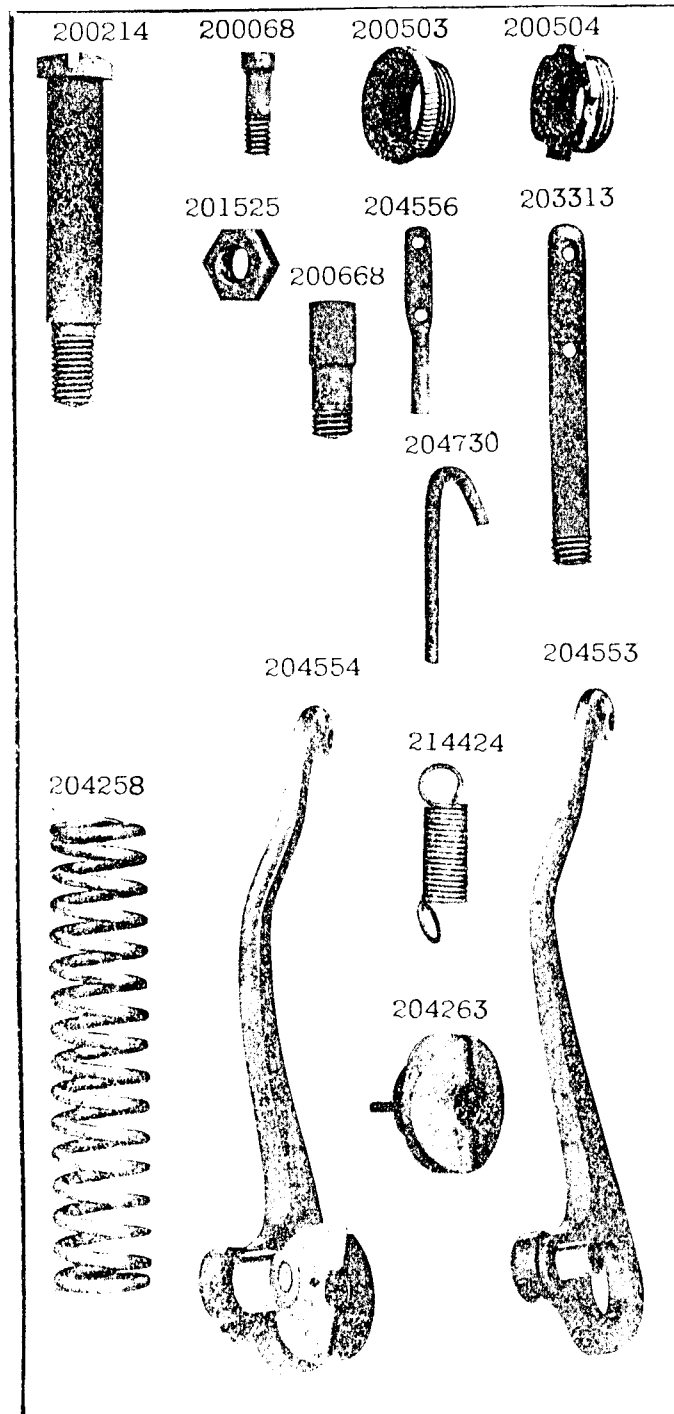


PLATE 13041—FULL SIZE

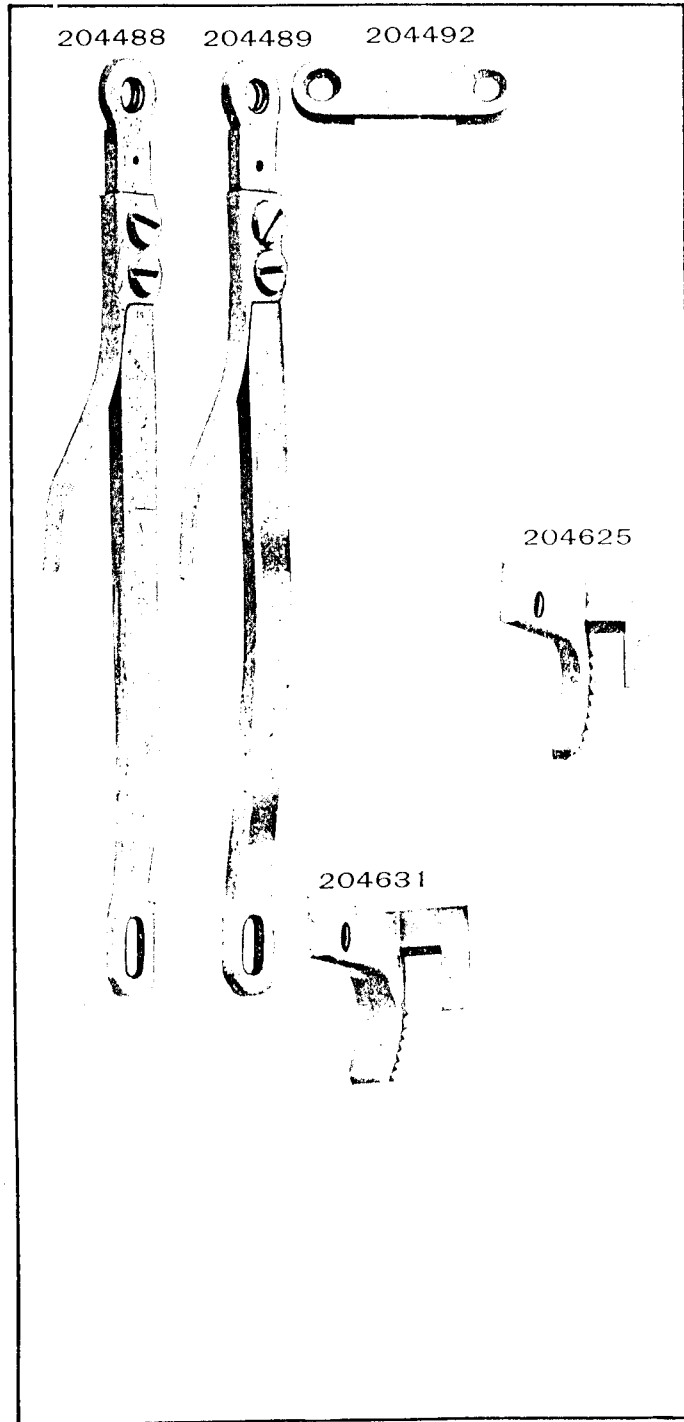


PLATE 13084—FULL SIZE

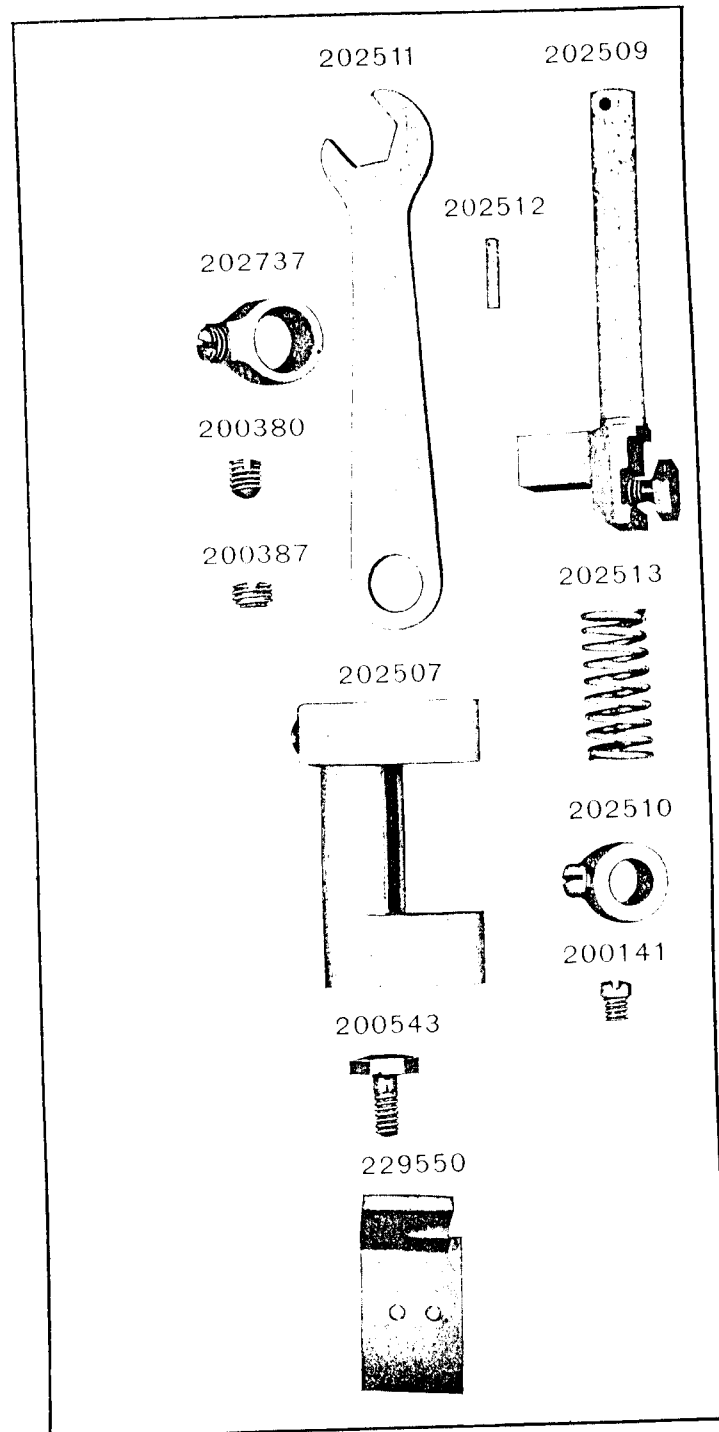
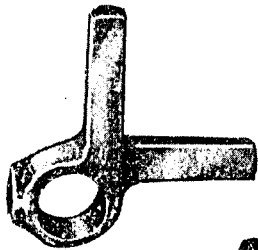


PLATE 13135--FULL SIZE


204255 231437 204289 204481




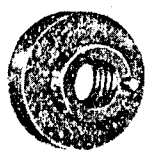
222287




222213



204723



204797




204788

221439



215351



231433



204235



222205





PLATE 13136--FULL SIZE

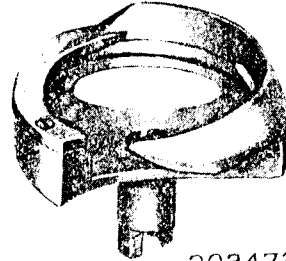
206530 225393 225708



225393




206108



231443

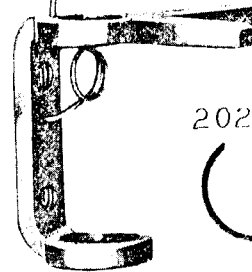
203648



201401



222285



203473



203474




202087



200337



213872



201481



201031



204185



201030



206608



200441



200389



201215



201376




201253



PLATE 13137—ONE-FOURTH SIZE

231431 213010



222210



204706



231432

222209




204447



227310




222321



221444



213111

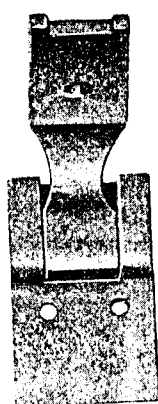


207849




PLATE 13138—FULL SIZE

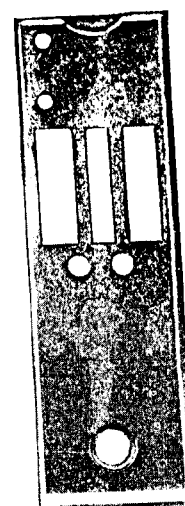
229098



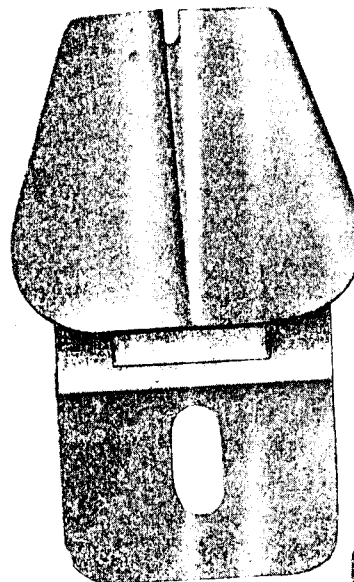
229100



231438



230808



213759



201018




208



200170



230260



230795



201696

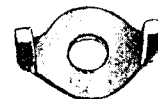


PLATE 13139—ONE-HALF SIZE

231397

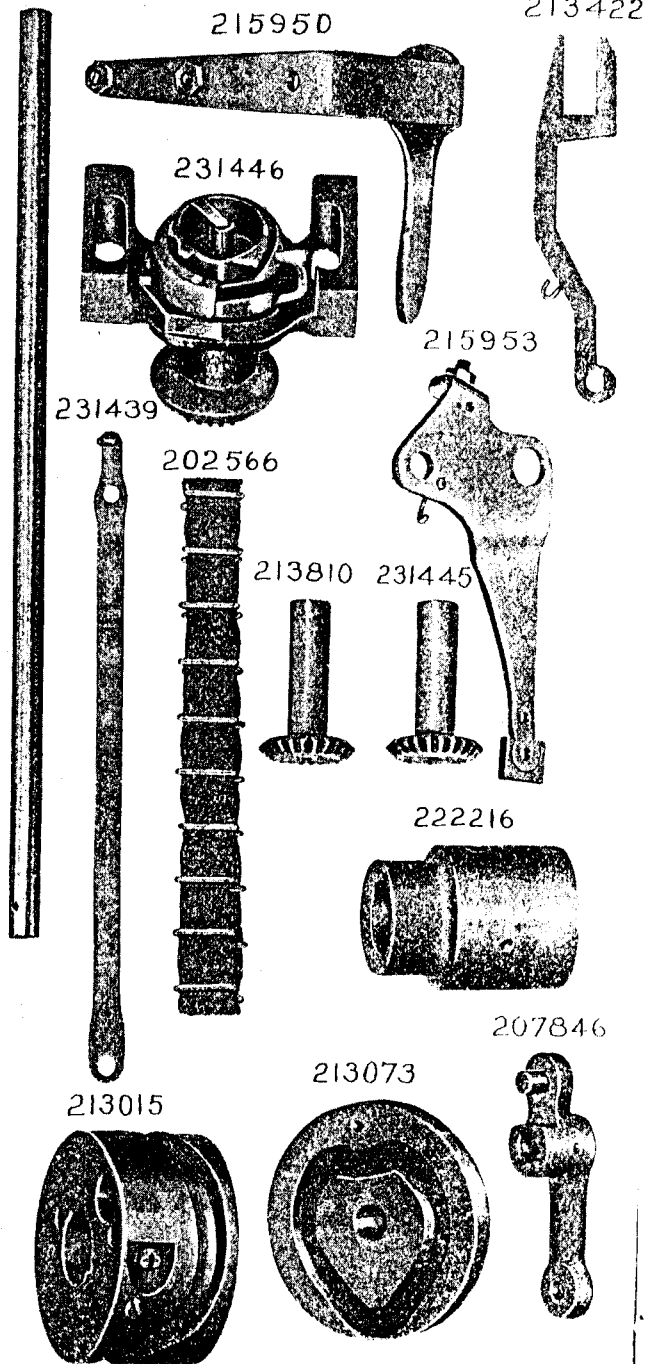



PLATE 13140—FULL SIZE

231385

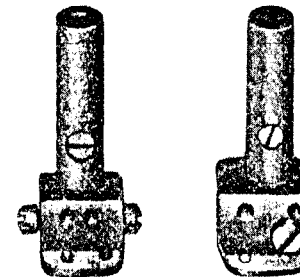
231401

229662



231383

231400



222319


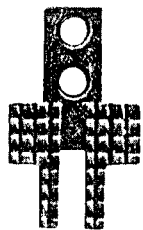


PLATE 13141—FULL SIZE

211010




211761



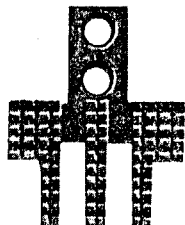
211762



211933



211934




211995



211652




211809



222235



231448



211654



211754

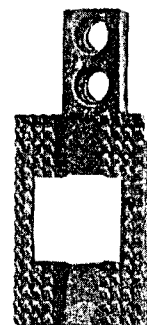


PLATE 13142—FULL SIZE

211904



212836



211644



211298



211646



211642



211648



211884



PLATE 13143—FULL SIZE

236411




211246



211805



231516



211784



213894



236423





PLATE 13144—FULL SIZE

222237



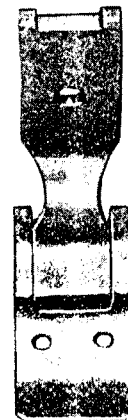
229123




229124



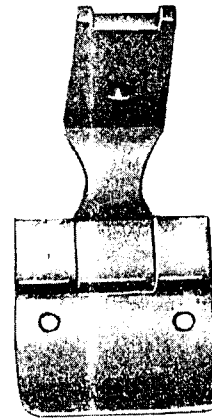
229096



229139



229141



222292






PLATE 13146—FULL SIZE


211641




211643




211645



211647



211653



211782





PLATE 13147—FULL SIZE


211783



211879




212050



222238



222239



222298

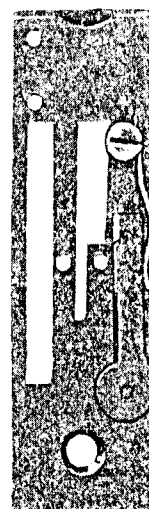




PLATE 13148—FULL SIZE


222334




211191




211748



211759



211760



211859






PLATE 13149—FULL SIZE


231449



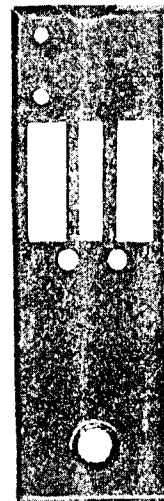
211771




213893



222212



212242



212091




PLATE 13150—FULL SIZE


203697



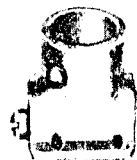
203701




203714




213896




203705




213897



213918



229665



222206

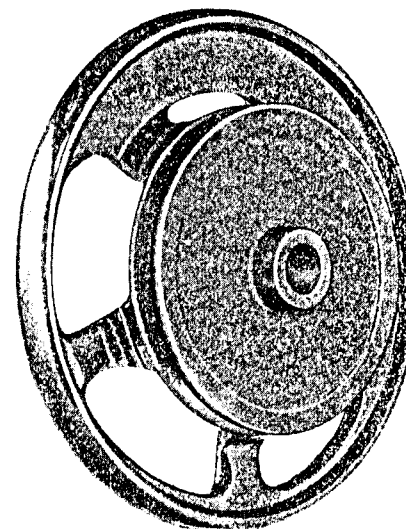


204635



PLATE 13329—ONE-HALF SIZE

204805



213925

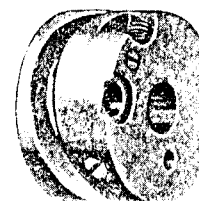



PLATE 14004—FULL SIZE

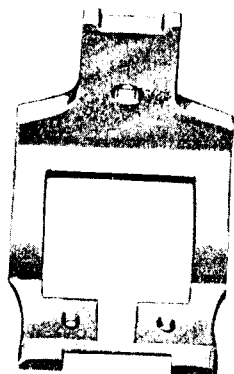
229641



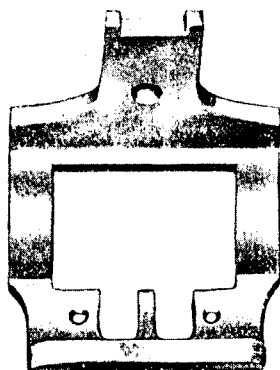
229642



229667




229654




229103



222211



229653



229643




PLATE 14005—FULL SIZE


206669



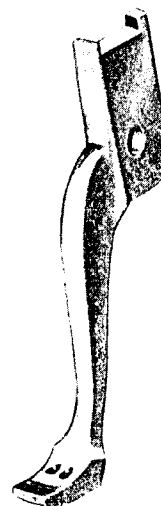
229624



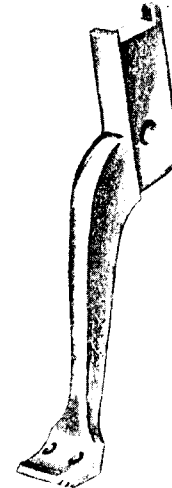
229133



206708
206709



206711
206712



229134

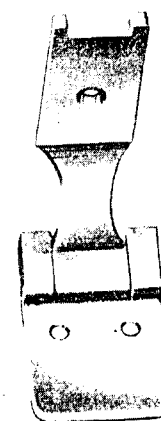


PLATE 14067—FULL SIZE


229646



229647



229650



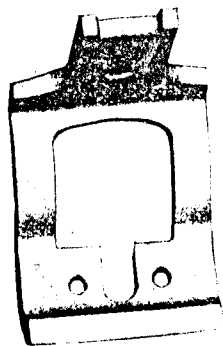
229651



229649



229652



229653



222305


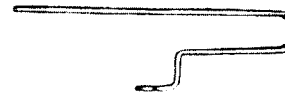


PLATE 14083—ONE-SIXTH SIZE

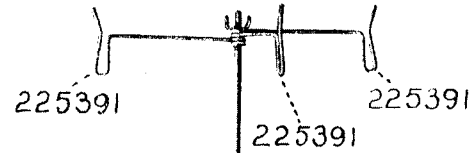
225377



60913



225397




225391

225391

225391

225392

225388



225395

225389

202490

