PARTS CATALOG Cat. No. 9605 ③ December, 1993

EX SERIES

MACHINE MODELS: EX3200·5200 SERIES

NEW ADDRESS
NEW YORK SEWING MACHINE ATTACHMENT CORP.
2011-15 85th Street, North Bergen, NJ 07047
Tel: 1.800.225.2852 ▪ 212.691.1280 ▪ Fax: 201.861.9201 ▪ 212.242.4656
Web Site: www.nysmac.com ▪ E-mail: machines@nysmac.com



PEGASUS®

パーツカタログの見方

■このパーツカタログは,1993年12月製造中のEX3200(H)•5200(H)シリーズのミシンを次の要領で編集しています。

■2~85頁には部品を機構別に収録し、左頁が部品の分解図,右頁がパーツリストになっています。
また,部品分解図に付されている番号は,パーツリストのREF. NO.(参照番号)を示しています。

■ゲージパーツ系列構成図•ゲージパーツ表(86~133頁)
これらの部品は,特定の形式にのみ使用されている部品で,系列構成図は86~119頁に,ゲージパーツ表は120~133頁に一括して記載しています。

■134頁以降には部品番号インデックスを記載し,部品番号だけで,その図解,名称などが容易に引き出せます。

■部品を御注文いただくときは,必ず部品番号だけを明示して下さい。
なお,このパーツカタログの記載事項は改良により,予告なく変更されることがありますので,あらかじめご了承ください。

INTRODUCTION

■This parts catalog covers the EX3200(H)•5200(H) series machine manufactured December, 1993.

■On pages 2~85, each mechanism is arranged on facing pages, the first page containing the illustrations and the second page containing the data of the individual parts.
The number given to each illustrations is the REF. NO. on the parts list.

■Gauge parts construction charts / gauge parts list.
Gauge parts are used in some machine types and sewing gauges only. Pages 86~119 contain the gauge parts construction charts in order to know the illustrations and the combinations of the parts, and pages 120~133 contain the gauge parts lists to obtain the data at a glance.

■A part number index is attached to the back of this catalog for convenience.

■When placing orders for parts from this catalog, use ONLY THE PART NUMBER.

■This parts catalog is applicable to your machine and is subject to change without notification.

掲載機種 (Models inserted)

EX3200(H)Series

(15) EX3216-01/222	
(15) EX3216-01A/222	
(15) EX3216-02/223	
(15) EX3216-02A/223	
(15) EX3216-03/233	
(15) EX3216-03/333	
EX3244-03/333	
(15) EX3216-04/435	
EX3244-04/435	
(15) EX3216H-05/535	
(15) EX3216-42/233	
(15) EX3216-43/335	
EX3216-53/233	

EX5200(H) Series

EX5204-01/223	EX5214-43/333
EX5214-01/233	EX5214-43P1/333
EX5204-02/233	EX5214-43P2/333
EX5204-02H/233	EX5214-53/333
EX5212-02/333	EX5214-53C3/333
EX5214-03/333	EX5214-M53/333
EX5214-03C3/333	EX5214-M53C3/333
EX5214-M03/333	EX5214-54/433
EX5214-M03C3/333	EX5214-54/443
EX5205-12/223	EX5214-54/445
EX5203-12/223	EX5214H-55/545
EX5203-22/233	EX5204-82/223
EX5204-24/445	EX5204-82/233
EX5214-24/445	EX5214-83/323
EX5204-32R1/223	EX5214-84/423
EX5204-32R2/223	EX5204-92M1/223
EX5204-32R2/223L	EX5204-92M2/223

目　次

頁

ベッド機構 …… 2- 3
カバー機構(1)~(2)…… 4- 7
クランクシャフト機構(1)…… 8- 9
糸調子機構 …… 10- 11
糸道,糸繰り(1)~(3) …… 12- 17

針振り機構(1)~(4)…… 18- 25
上ルーパー機構(1)~(2)…… 26- 29
下ルーパー機構 …… 30- 31
二重環ルーパー機構(1)~(2)…… 32- 35
送り機構(1)~(2)…… 36- 39

上下メス機構 …… 40- 41
押ェ機構 …… 42- 43
給油機構(1)~(2)…… 44- 47
H.R.装置 …… 48- 49
糸立台 …… 50- 51

半沈床式据付付属品 …… 52- 53
全沈床式据付付属品 …… 54- 55
専用部品(1)~(14) …… 56- 83
当定規 …… 84- 85
ゲージパーツ系列構成図 ……86- 119

ゲージパーツ表 …… 120- 133
部品番号インデックス …… 134-

TABLE OF CONTENTS

Page

MACHINE BED FRAME …… 2- 3
COVER(1)~(2)…… 4- 7
CRANKSHAFT DRIVE MECHANISM …… 8- 9
THREAD TENTION MECHANISM …… 10- 11
THREAD GUIDE & THREAD TAKEUP(1)~(3) …… 12- 17

NEEDLE DRIVE MECHANISM(1)~(4)…… 18- 25
UPPER LOOPER DRIVE MECHANISM(1)~(2) …… 26- 29
LOWER LOOPER DRIVE MECHANISM …… 30- 31
CHAINSTITH LOOPER DRIVE MECHANISM(1)~(2) ·· 32- 35
FEED MECHANISM(1)~(2)…… 36- 39

KNIFE DRIVE MECHANISM …… 40- 41
PRESSER FOOT MECHANISM …… 42- 43
LUBRICATION MECHANISM(1)~(2) …… 44- 47
H.R. DEVICE …… 48- 49
THREAD STAND…… 50- 51

PARTS FOR SEMI-SUBMERGED INSTALLATION … 52- 53
PARTS FOR FULLY-SUBMERGED INSTALLATION· 54- 55
SPECIFIC PARTS(1)~(14) …… 56- 83
FABRIC EDGE GUIDE…… 84- 85
GAUGE PARTS CONSTRUCTION CHART……86- 119

GAUGE PARTS LIST…… 120- 133
PART NUMBER INDEX …… 134-

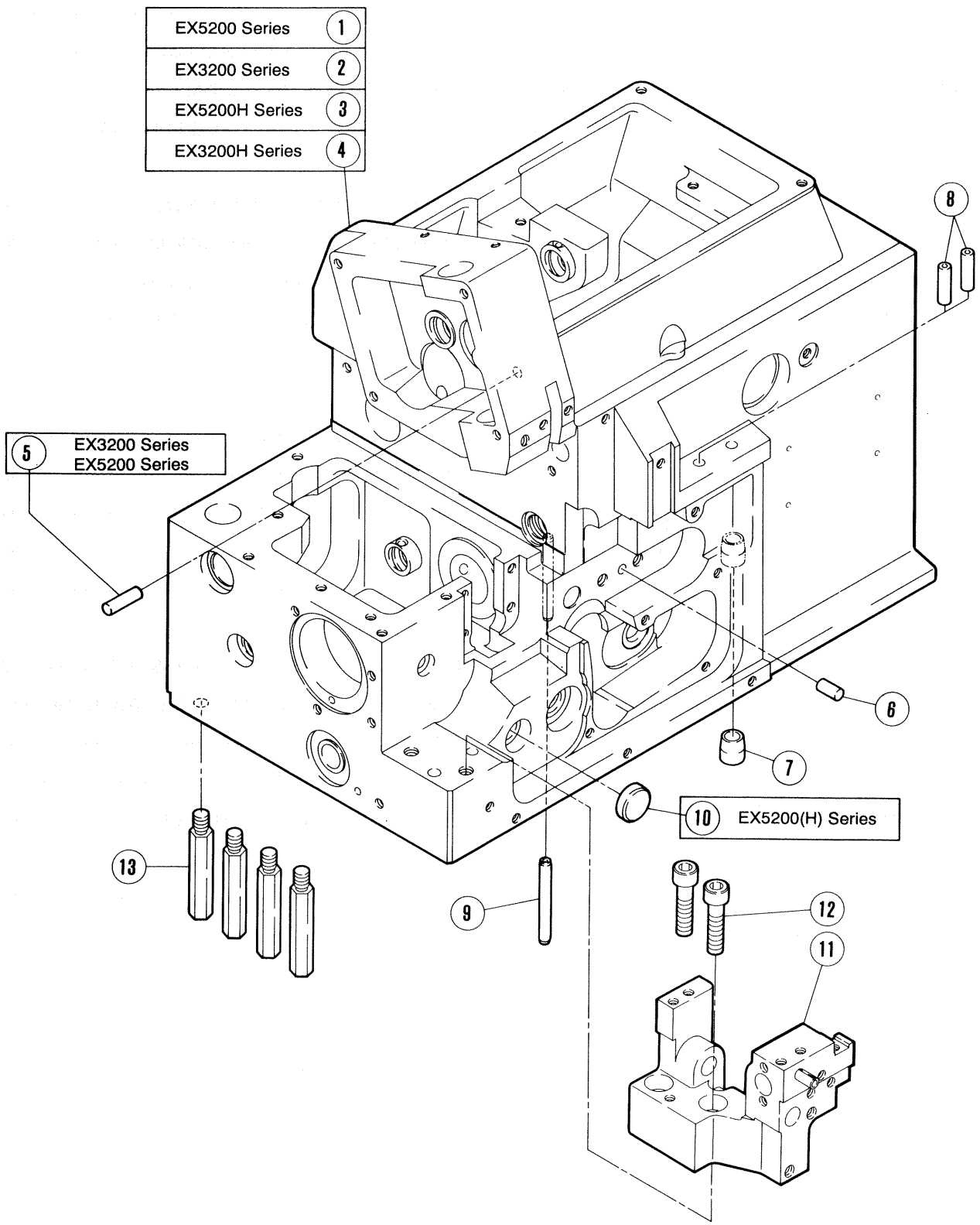
EX5200 Series 1
EX3200 Series 2
EX5200H Series 3
EX3200H Series 4
8
5 EX3200 Series
EX5200 Series
6
7
10 EX5200(H) Series
13
9
12
11

ベッド機構　MACHINE BED FRAME

＊=原則販売不可 (Not for sale basically)

REF. NO.	PART NO. 部品番号	名　称	NAME	QT.
＊ 1	270001-9S	ベッド（組）	MACHINE BED COMPLETE	1
＊ 2	270001A9S	ベッド（組）	MACHINE BED COMPLETE	1
＊ 3	270055-9S	ベッド（組）	MACHINE BED COMPLETE	1
＊ 4	270055A9S	ベッド（組）	MACHINE BED COMPLETE	1
5	240333	ノッチ棒	ROD	1
6	201002	スプリングピン	PIN	1
7	210194	案内／オイル指示	INDICATOR GUIDE	1
8	240325	パイプ	PIPE	2
9	240299	ピン	PIN	1
10	208173	栓	PLUG	1
11	270008-91	ブラケット（組）	BRACKET ASSEMBLY	1
12	4511	平ネジ／Ｍ６×２５	SCREW	2
13	270047	足ピン	BED PIN	4

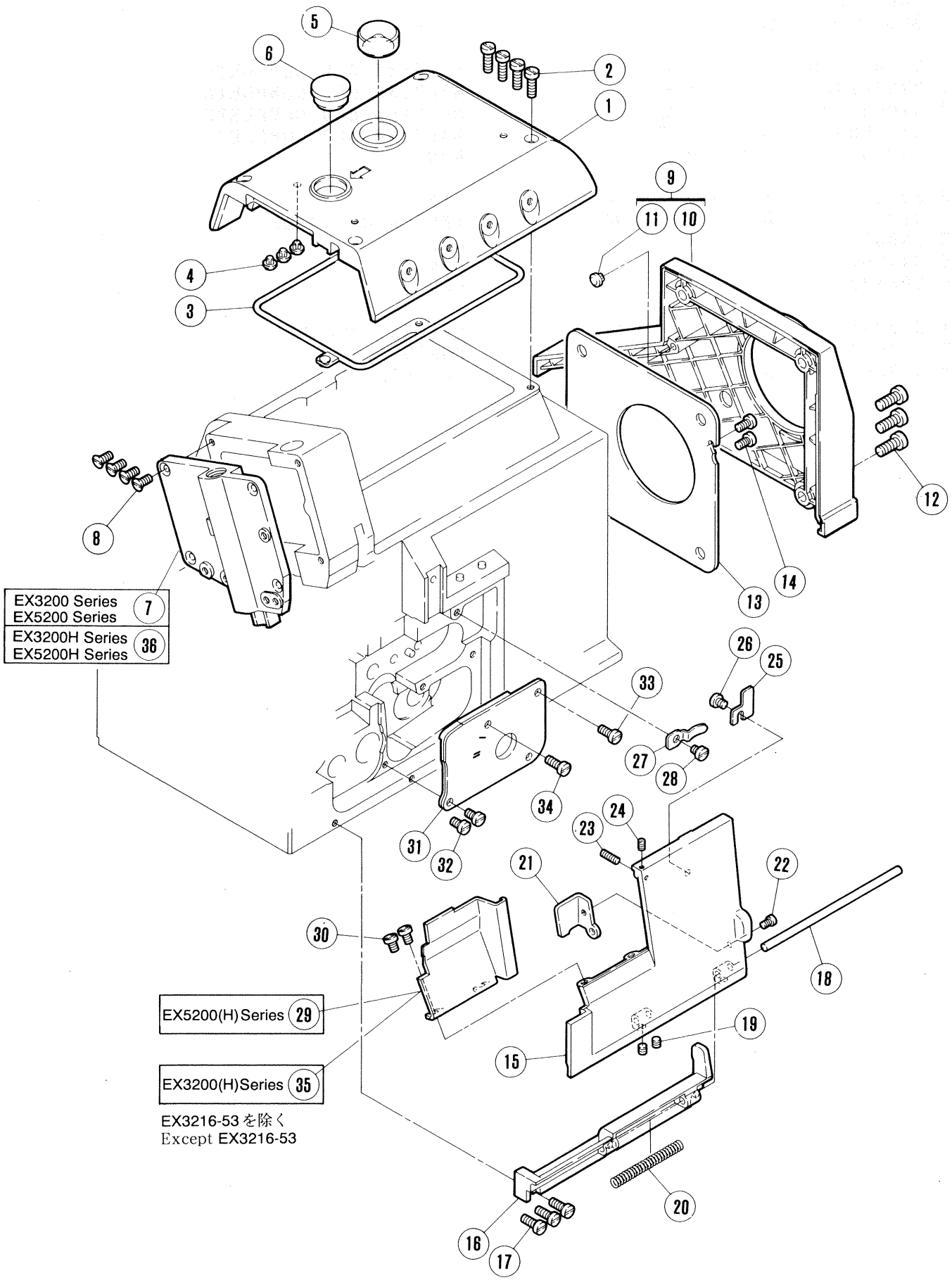
5
6
2
1
9
11
10
4
3
12
8
14
13
EX3200 Series
EX5200 Series
7
EX3200H Series
EX5200H Series
36
26
25
33
27
28
34
31
32
24
23
21
22
30
18
EX5200(H) Series
29
19
15
EX3200(H) Series
35
EX3216-53 を除く
Except EX3216-53
20
16
17

カバー機構(1)

COVER (1)

REF. NO.	PART NO. 部品番号	名　称	NAME	QT.
1	270020-SD	上カバー	TOP COVER	1
2	7022	平ネジ／M4×14	SCREW	4
3	270021	ガスケット	GASKET	1
4	240305	防振ゴム	CUSHION RUBBER	3
5	179107-05	オイル窓	OIL SIGHT WINDOW	1
6	240110	栓	PLUG	1
7	270010-UD	側面カバー	SIDE COVER	1
8	7044	皿ネジ／M4×10	SCREW	4
9	270024-9U	ベルトカバー（組）	BELT COVER ASSEMBLY	1
*10	270024-UB	ベルトカバー	BELT COVER	1
11	240305	防振ゴム	CUSHION RUBBER	1
12	7176	平ネジ／M6×14	SCREW	3
13	270025	ファンカバー	FAN COVER	1
14	7019	平ネジ／M4×10	SCREW	2
15	270011-UD	前カバー（右）	FRONT COVER (RIGHT)	1
16	270014	ヒンジ	HINGE	1
17	7021	平ネジ／M4×12	SCREW	3
18	240043	平行ピン	PIN	1
19	4543	止ネジ	SCREW	2
20	240301	圧縮バネ	SPRING	1
21	270018	ラッチ	LATCH	1
22	7009	平ネジ／M3×4	SCREW	1
23	4574	止ネジ／M3×12	SCREW	1
24	4535	止ネジ／M3×4	SCREW	1
25	270017	ラッチ	LATCH	1
26	7017	平ネジ／M4×5	SCREW	1
27	210044	板バネ	FLAT SPRING	1
28	7017	平ネジ／M4×5	SCREW	1
29	270012	前カバー（左）	FRONT COVER (LEFT)	1
30	7018	平ネジ／M4×6	SCREW	2
31	270028	カバー	COVER	1
32	7019	平ネジ／M4×10	SCREW	2
33	7020	平ネジ／M4×10	SCREW	1
34	7021	平ネジ／M4×12	SCREW	1
35	270013	前カバー（左）	FRONT COVER (LEFT)	1
36	270010AUD	側面カバー	SIDE COVER	1

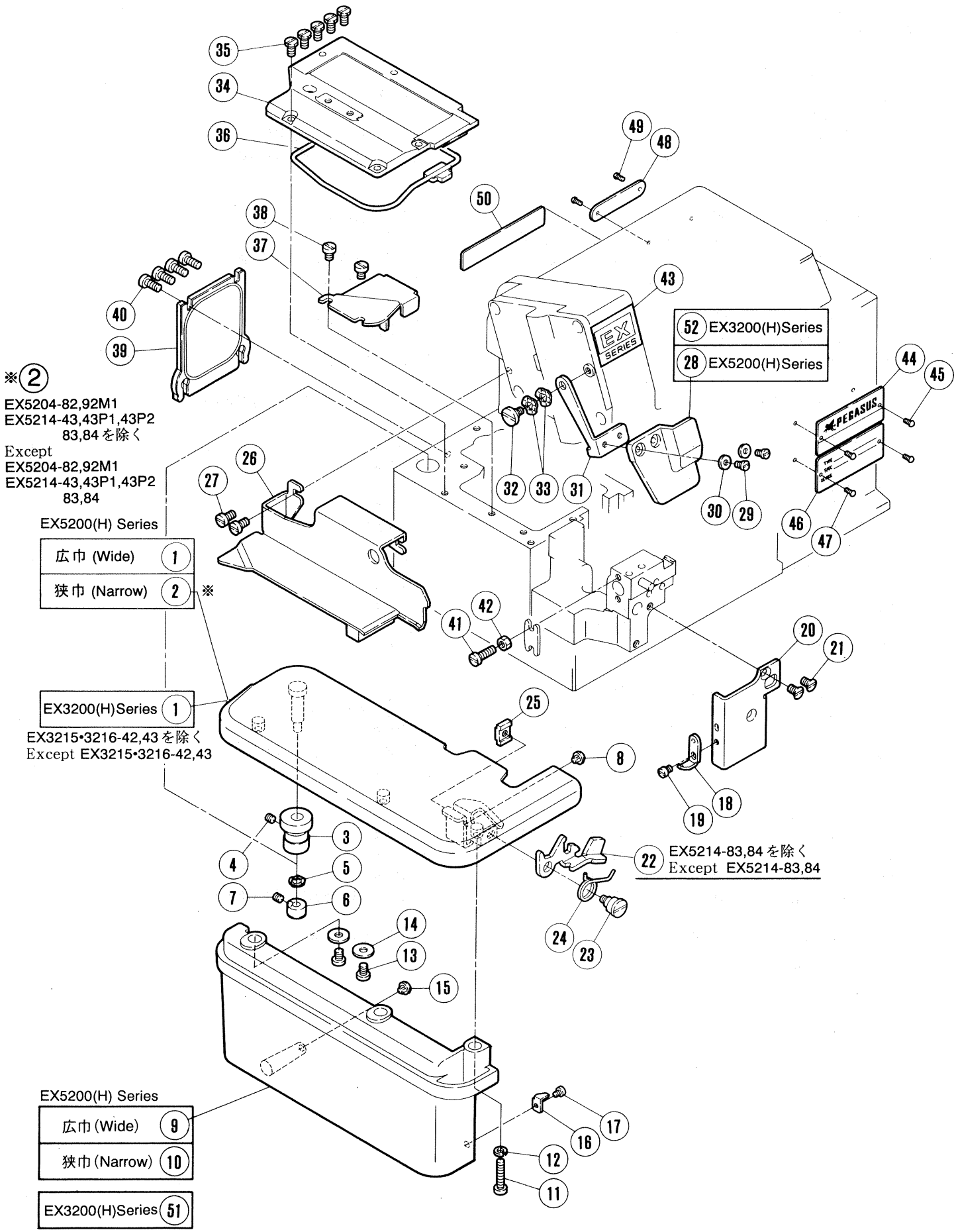
※②
EX5204-82,92M1
EX5214-43,43P1,43P2
83,84 を除く
Except
EX5204-82,92M1
EX5214-43,43P1,43P2
83,84
EX5200(H) Series
広巾 (Wide) 1
狭巾 (Narrow) 2 ※
EX3200(H)Series 1
EX3215•3216-42,43 を除く
Except EX3215•3216-42,43
EX5200(H) Series
広巾 (Wide) 9
狭巾 (Narrow) 10
EX3200(H)Series 51
52 EX3200(H)Series
28 EX5200(H)Series
22 EX5214-83,84 を除く
Except EX5214-83,84
EX
SERIES
PEGASUS

カバー機構(2)

COVER (2)

＊=原則販売不可(Not for sale basically)

REF. NO.	PART NO. 部品番号	名称	NAME	QT.
1	270035	クロスプレート(広巾)	CLOTH PLATE (WIDE)	1
2	270037	クロスプレート(狭巾)	CLOTH PLATE (NARROW)	1
3	270042	ブッシュ	BUSHING	1
4	4543	止ネジ	SCREW	1
5	210307	波板座金	WASHER	1
6	240303	カラー	COLLAR	1
7	4543	止ネジ	SCREW	1
8	240305	防振ゴム	CUSHION RUBBER	1
9	270030-UB	横カバー(広巾)	SIDE COVER	1
10	270031-UB	横カバー(狭巾)	SIDE COVER	1
11	7025	平ネジ／M4×20	SCREW	1
12	201252	バネ座金	SPRING WASHER	1
13	7018	平ネジ／M4×6	SCREW	2
14	240343	座金	WASHER	2
15	240305	防振ゴム	CUSHION RUBBER	1
16	270048	ラッチ	LATCH	1
17	7008	平ネジ／C3×5	SCREW	1
18	270049	ラッチ	LATCH	1
19	7180	平ネジ／M3.5×4.5	SCREW	1
20	270015	当板	PLATE	1
21	7077	皿ネジ／M4×7	SCREW	2
22	270043	レバー	LEVER	1
23	7172	段付ネジ／M4	SCREW	1
24	270044	ネジリバネ	SPRING	1
25	270045	ブラケット	BRACKET	1
26	270019	布案内	FABRIC GUARD	1
27	7019	平ネジ／M4×10	SCREW	2
28	270032	アイガード	EYE GUARD	1
29	7062	平ネジ／M3×6	SCREW	2
30	202875	座金	WASHER	2
31	270034	ブラケット	BRACKET	1
32	7066	段付ネジ／M4	SCREW	1
33	210307	波板座金	WASHER	2
34	270022	上蓋(組)	BED COVER PLATE ASSEMBLY	1
35	7084	六角ネジ／M4×8	SCREW	5
36	270023	ガスケット	GASKET	1
37	270046	送リエキセンカバー	COVER/FEED ECCENTRIC	1
38	7018	平ネジ／M4×6	SCREW	2
39	270026	後蓋	COVER PLATE	1
40	7020	平ネジ／M4×10	SCREW	4
41	7023	平ネジ／M4×16	SCREW	1
42	4821	六角ナット／M4	NUT	1
43	270052	銘板	NAME PLATE	1
＊44	270053	銘板	NAME PLATE	1
45	210679	止ピン	PIN	2
＊46	250233	形式板	TYPE PLATE	1
47	210679	止ピン	PIN	2
＊48	230047A	機番板	SERIAL NUMBER PLATE	1
49	210679	止ピン	PIN	2
＊50	202526	記銘板	NAME PLATE	1
51	270030-UB	横カバー(広巾)	SIDE COVEI	1
52	270033	アイガード	EYE GUARD	1

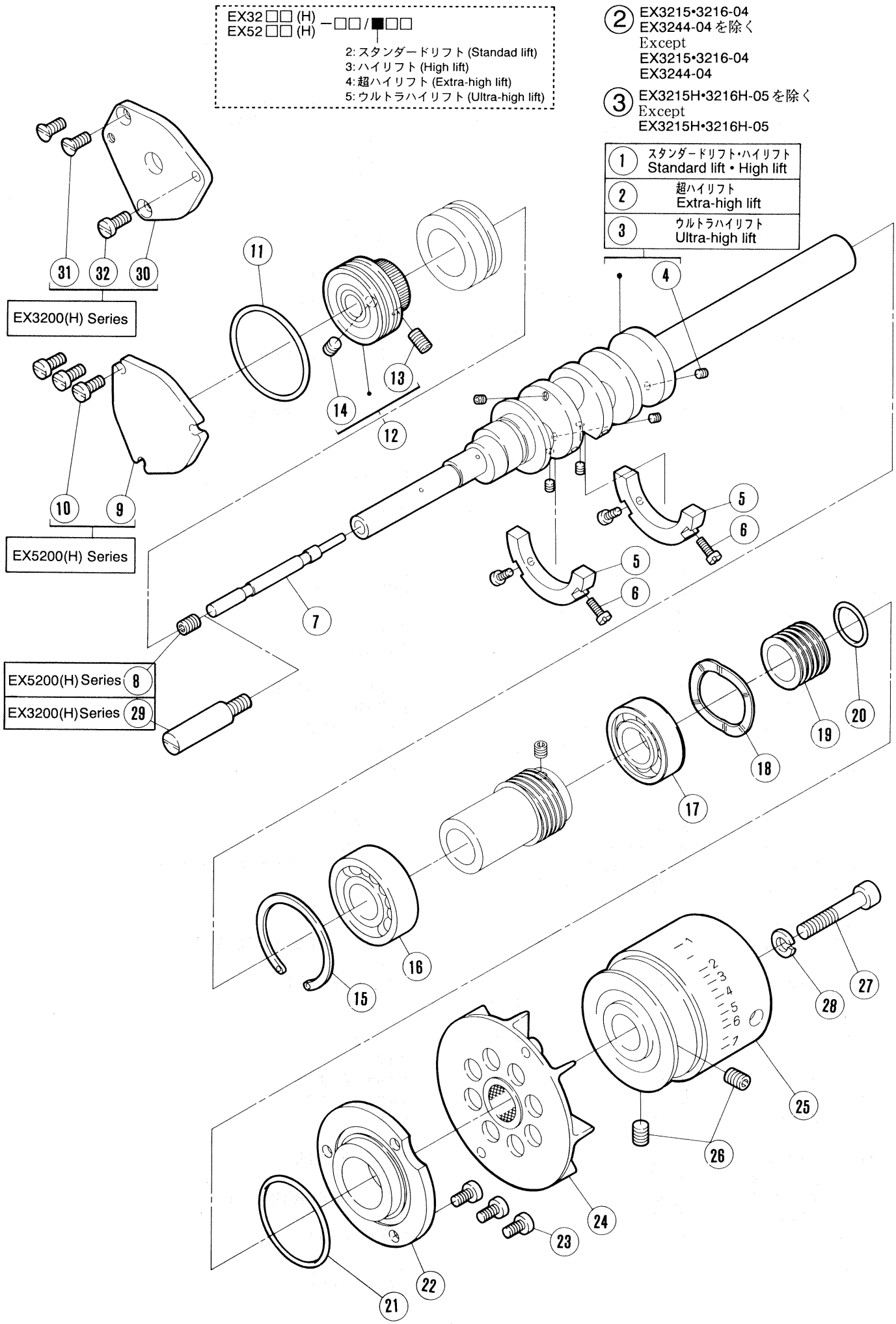
EX32□□ (H)
EX52□□ (H) −□□/■□□
2: スタンダードリフト (Standad lift)
3: ハイリフト (High lift)
4: 超ハイリフト (Extra-high lift)
5: ウルトラハイリフト (Ultra-high lift)
② EX3215•3216-04
EX3244-04 を除く
Except
EX3215•3216-04
EX3244-04
③ EX3215H•3216H-05 を除く
Except
EX3215H•3216H-05
1 スタンダードリフト・ハイリフト
Standard lift • High lift
2 超ハイリフト
Extra-high lift
3 ウルトラハイリフト
Ultra-high lift
EX3200(H) Series
EX5200(H) Series
EX5200(H) Series 8
EX3200(H) Series 29

クランクシャフト機構　CRANKSHAFT DRIVE MECHANISM

REF. NO.	PART NO. 部品番号	名　称	NAME	QT.
1	270500A	クランク軸	CRANKSHAFT	1
2	270500B	クランク軸	CRANKSHAFT	1
3	270512A	クランク軸	CRANKSHAFT	
4	7151	止ネジ	SCREW	5
5	270502	バランスウエイト	BALANCE WEIGHT	2
6	7011	平ネジ／Ｍ３×８	SCREW	4
7	270503	段付ピン	PIN	1
8	4541	止ネジ／Ｍ６×８	SCREW	1
9	270508	蓋	COVER	1
10	7019	平ネジ／Ｍ４×１０	SCREW	3
11	240340	Ｏリング	O RING	1
12	270507-91	ボールベアリング（組）	BALL BEARING COMPLETE	1
13	4572	止ネジ／Ｍ５×１０	SCREW	2
14	4514	止ネジ／Ｍ５×５	SCREW	1
15	240335	止メ輪	RING	1
16	212987	ボールベアリング	BALL BEARING	1
17	211526	ボールベアリング	BALL BEARING	1
18	240306	波板座金	WASHER	1
19	210056	油切リ	OIL SEAL	1
20	210057	Ｏリング	O RING	1
21	240340	Ｏリング	O RING	1
22	211528	ハウジング	BALL BEARING RETAINER	1
23	7020	平ネジ／Ｍ４×１０	SCREW	3
24	270505	ファン（組）	FAN COMPLETE	1
25	270504-UD	プーリー	MACHINE PULLEY	1
26	4541	止ネジ／Ｍ６×８	SCREW	2
27	4523	六角穴ボルト／Ｍ６×３５	BOLT	1
28	204293	バネ座金	SPRING WASHER	1
29	270510	段付ピン	PIN	1
30	270509	蓋	COVER	1
31	7044	皿ネジ／Ｍ４×１０	SCREW	2
32	7020	平ネジ／Ｍ４×１０	SCREW	1

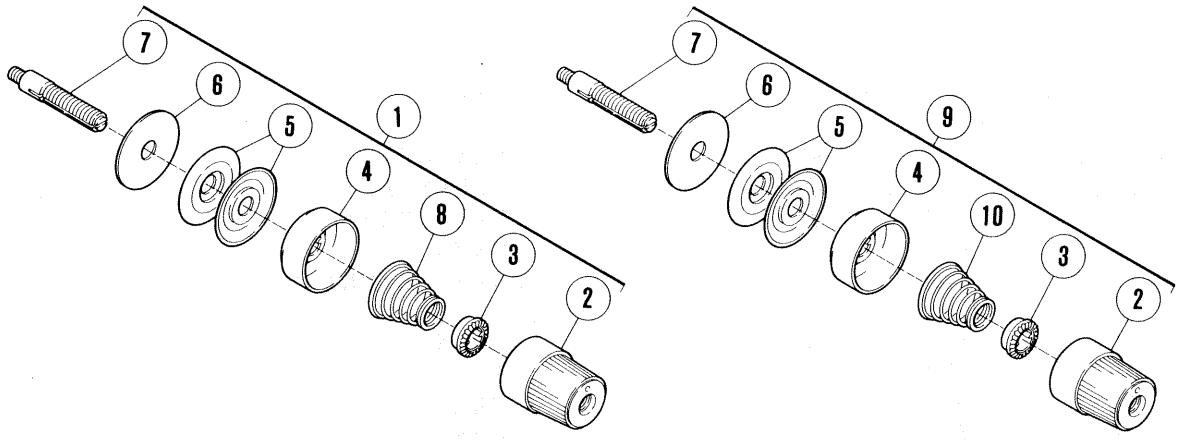

■ 1本針 (1-needle)
EX5203•5204•5205

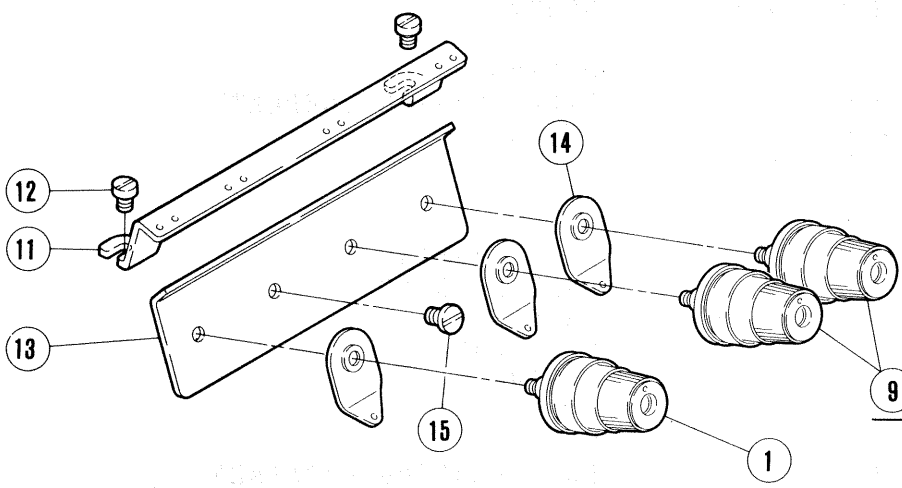

9 EX5204-24 を除く
Except EX5204-24

■ 2本針 (2-needle)
EX5212•5214
EX3215•3216

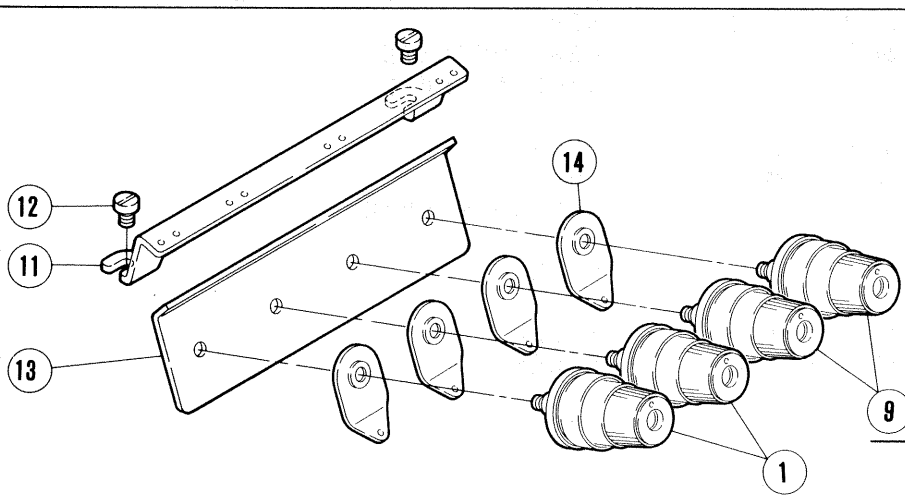

9 EX5214-24,54,84
EX5214H-55
EX3215•3216-04
EX3215H•3216H-05 を除く
Except
EX5214-24,54,84
EX5214H-55
EX3215•3216-04
EX3215H•3216H-05

■ 3本針 (3-needle)
EX3244

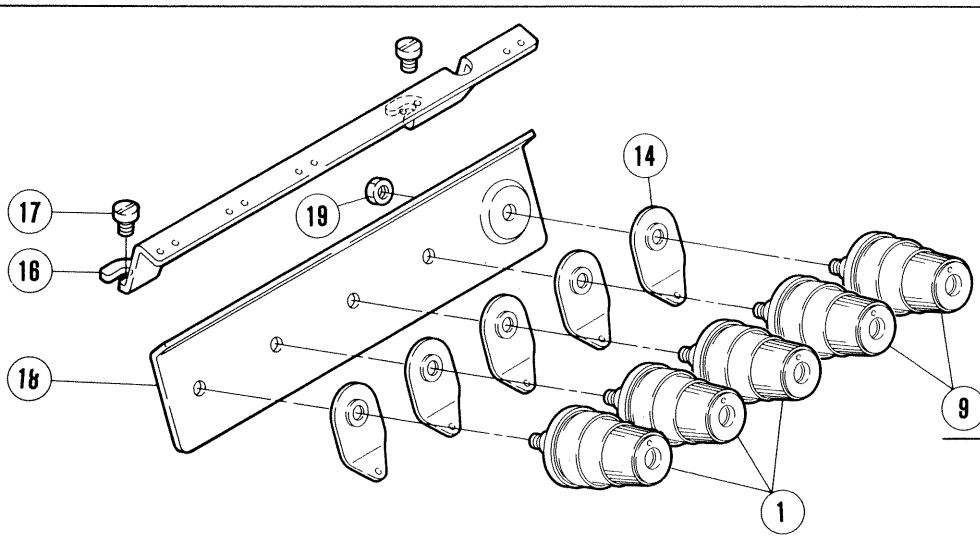

9 EX3244-04 を除く
Except EX3244-04

糸調子機構

THREAD TENSION MECHANISM

＊=原則販売不可 (Not for sale basically)

REF. NO.	PART NO. 部品番号	名称	NAME	QT.
1	210529-9U	糸調子（組）	THREAD TENSION COMPLETE	1
2	208447-UA	調子ナット	POST NUT	1
3	208448	ラチェット	SPRING BUSHING	1
4	208450-UA	受皿	CUP	1
5	210319	調子皿	TENSION DISC	2
6	208449	フェルト	FELT	1
7	5082A	調子棒／C5	SCREW STUD	1
8	201037	圧縮バネ（強）	SPRING (HEAVY)	1
9	210530-9U	糸調子（組）	THREAD TENSION COMPLETE	1
10	201086	圧縮バネ（中）	SPRING (MEDIUM)	1
11	275000	糸道	THREAD EYELET	1
12	7018	平ネジ／M4×6	SCREW	1
13	275001	糸道	THREAD EYELET	1
14	202849	調子台	TENSION GUIDE	1
15	4009-HC	平ネジ／C5×7．5	SCREW	1
16	275041	糸道	THREAD EYELET	1
17	7018	平ネジ／M4×6	SCREW	1
18	275040	糸道	THREAD EYELET	1
19	3044	六角ナット／C5	NUT	1

EX3200(H) Series

■ 2本針 (2-needle)
EX3215(H)•3216(H)
■ 3本針 (3-needle)
EX3244

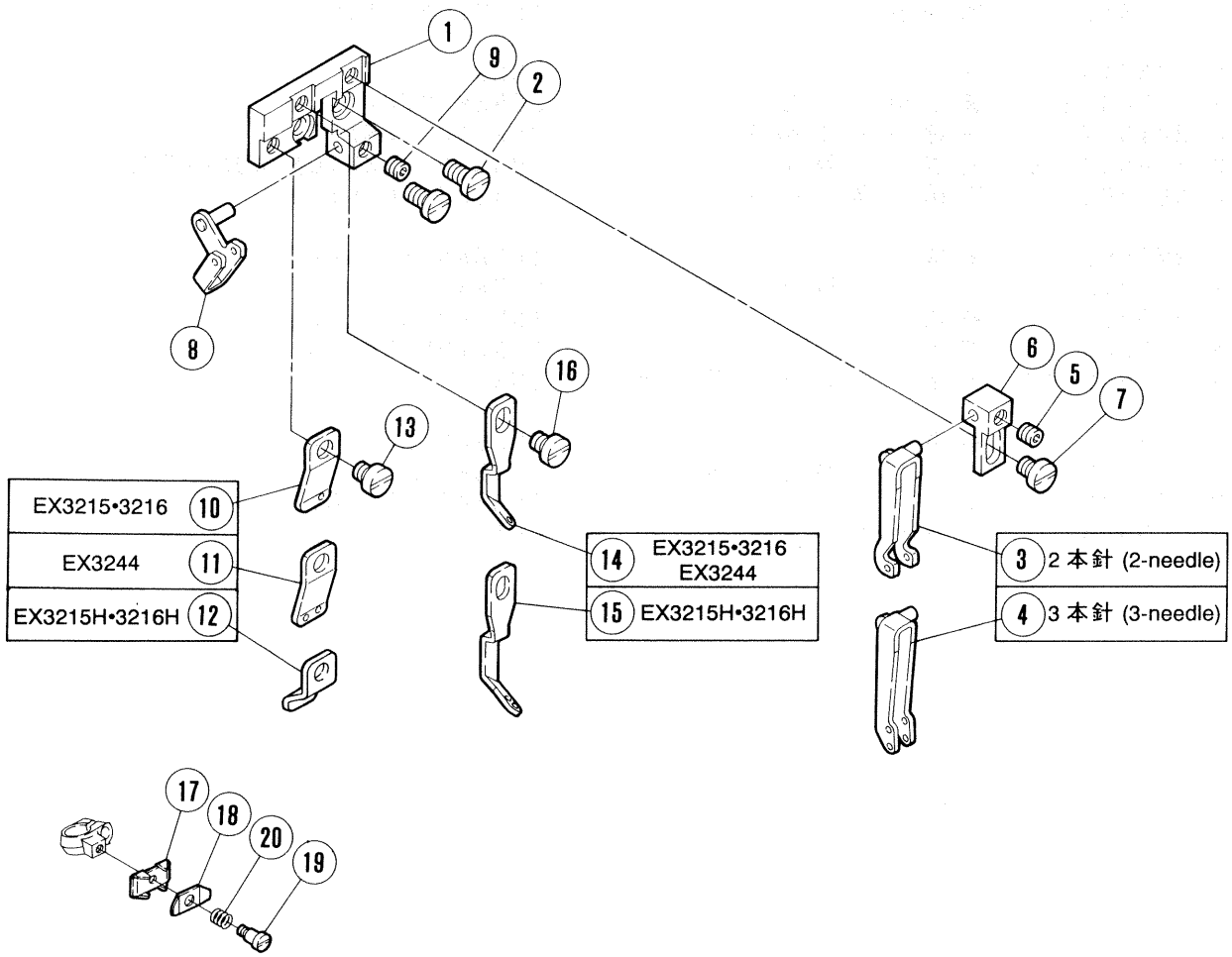

EX3200 Series

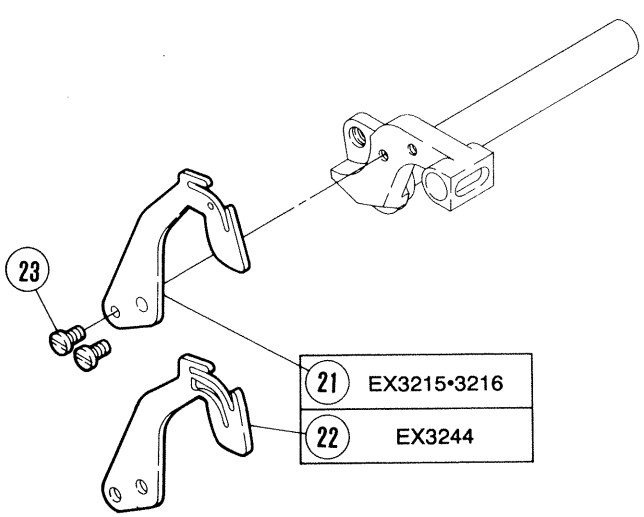

EX3200H Series

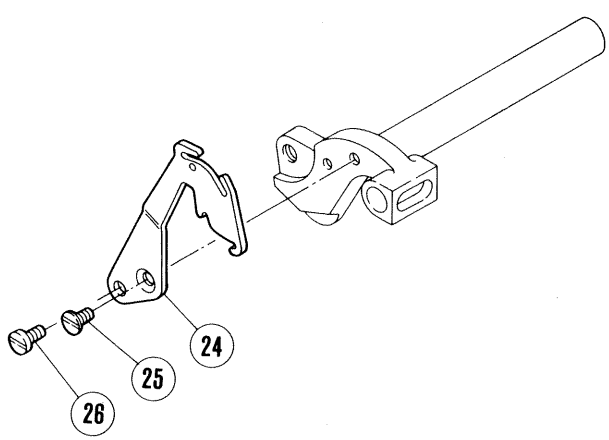

糸道・糸繰り(1)

THREAD GUIDE & THREAD TAKEUP (1)

REF. NO.	PART NO. 部品番号	名　称	NAME	QT.
1	275021	ブラケット	BRACKET	1
2	7082	平ネジ／M 4 × 8	SCREW	2
3	275024	糸道	THREAD GUIDE	1
4	275042	糸道	THREAD EYELET	1
5	4543	止ネジ	SCREW	1
6	275026	ブラケット	BRACKET	1
7	7017	平ネジ／M 4 × 5	SCREW	1
8	275022	糸道	THREAD GUIDE	1
9	4543	止ネジ	SCREW	1
10	275029	糸道	THREAD GUIDE	1
11	275029A	糸道	THREAD EYELET	1
12	275052	糸道	THREAD EYELET	1
13	7017	平ネジ／M 4 × 5	SCREW	1
14	275028	糸道	THREAD GUIDE	1
15	275057	糸道	THREAD EYELET	1
16	7017	平ネジ／M 4 × 5	SCREW	1
17	275011	小調子台	BRACKET	1
18	275012	小調子皿	THREAD RETAINER	1
19	7163	段付ネジ／M 2	SCREW	1
20	240326	圧縮バネ	SPRING	1
21	275027	針糸繰リ	THREAD TAKEUP	1
22	275044	針糸繰リ	THREAD TAKEUP	1
23	7062	平ネジ／M 3 × 6	SCREW	2
24	275049	針糸繰リ	THREAD TAKEUP	1
25	7041	皿ネジ／M 3 × 6	SCREW	1
26	7062	平ネジ／M 3 × 6	SCREW	1

EX5200(H) Series

■ 1本針 (1-needle)
EX5203•5204•5205
■ 2本針 (2-needle)
EX5212•5214(H)

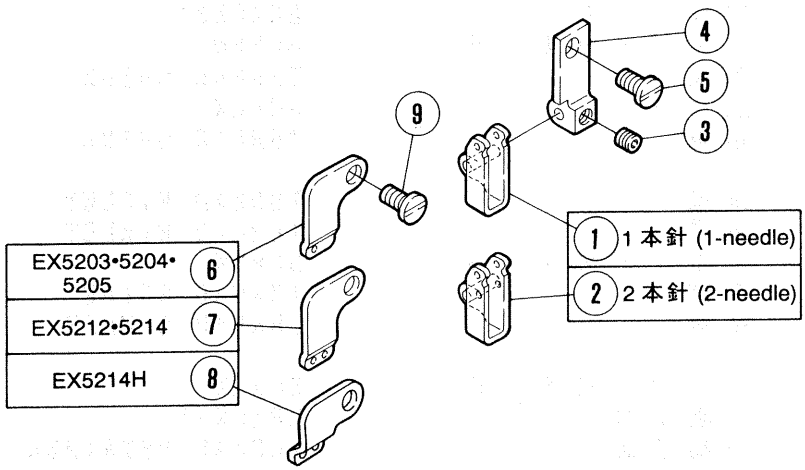

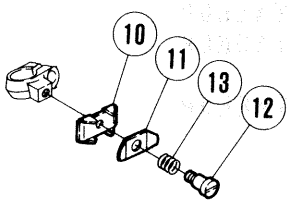

EX5200 Series

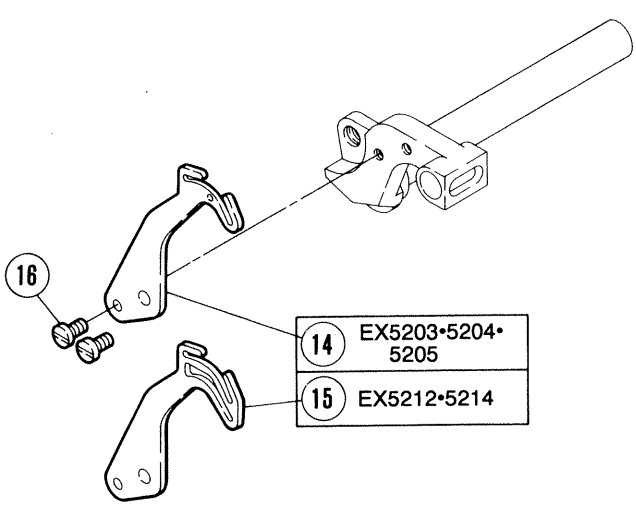

EX5200H Series

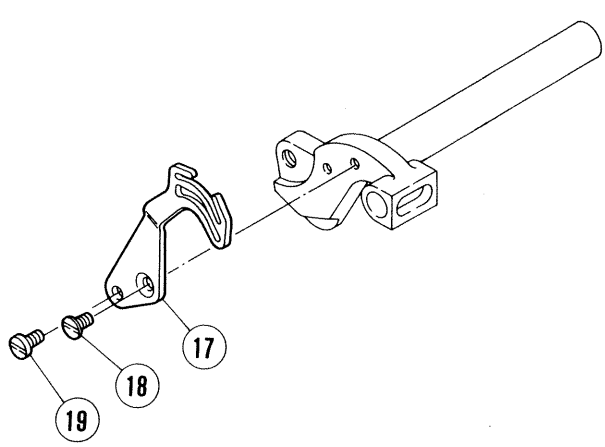

糸道・糸繰り(2)

THREAD GUIDE & THREAD TAKEUP (2)

REF. NO.	PART NO. 部品番号	名　称	NAME	QT.
1	275013A	糸道	THREAD EYELET	1
2	275013	糸道	THREAD EYELET	1
3	4543	止ネジ	SCREW	1
4	275015	ブラケット	BRACKET	1
5	7082	平ネジ／Ｍ４×８	SCREW	1
6	275018	糸道	THREAD EYELET	1
7	275018A	糸道	THREAD EYELET	1
8	275051A	糸道	THREAD EYELET	1
9	7082	平ネジ／Ｍ４×８	SCREW	1
10	275011	小調子台	BRACKET	1
11	275012	小調子皿	THREAD RETAINER	1
12	7163	段付ネジ／Ｍ２	SCREW	1
13	240326	圧縮バネ	SPRING	1
14	275016	針糸繰リ	THREAD TAKEUP	1
15	275017	針糸繰リ	THREAD TAKEUP	1
16	7062	平ネジ／Ｍ３×６	SCREW	2
17	275017A	針糸繰リ	THREAD TAKEUP	1
18	7041	皿ネジ／Ｍ３×６	SCREW	1
19	7062	平ネジ／Ｍ３×６	SCREW	1

EX32□□ (H)
EX52□□ (H) −□□/■□□

2: スタンダードリフト (Standad lift)
3: ハイリフト (High lift)
4: 超ハイリフト (Extra-high lift)
5: ウルトラハイリフト (Ultra-high lift)

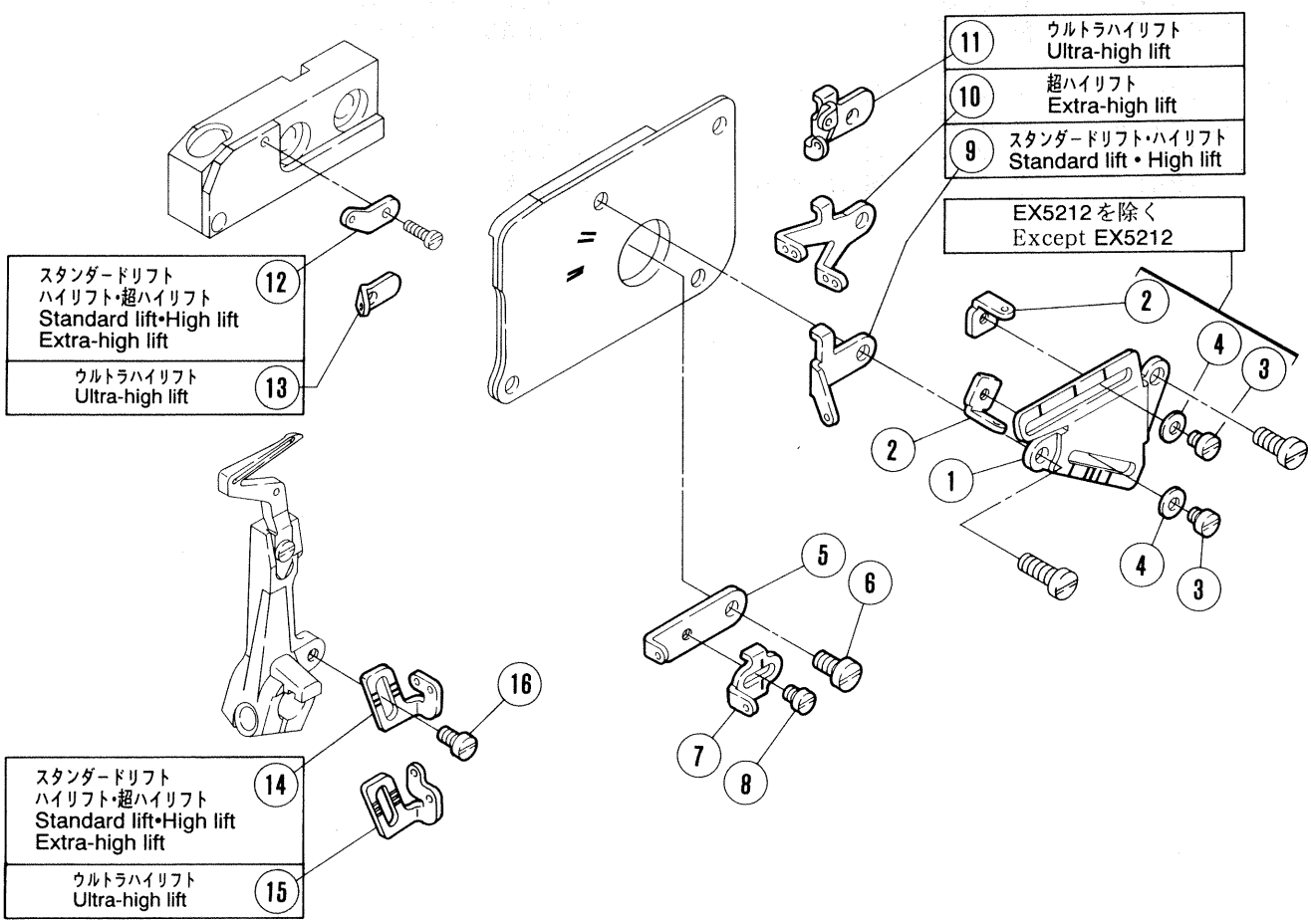

糸道・糸繰り(3)

THREAD GUIDE & THREAD TAKEUP〔3〕

REF. NO.	PART NO. 部品番号	名　称	NAME	QT.
1	275004	ブラケット	BRACKET	1
2	275047	糸道	THREAD GUIDE (RIGHT)	2
3	7008	平ネジ／Ｃ３×５	SCREW	2
4	202875	座金	WASHER	2
5	275005	糸繰リ	THREAD TAKEUP	1
6	7019	平ネジ／Ｍ４×１０	SCREW	1
7	275006	糸道	THREAD EYELET	1
8	7008	平ネジ／Ｃ３×５	SCREW	1
9	275007	糸道	THREAD EYELET	1
10	275008	糸道	THREAD EYELET	1
11	275055	糸道	THREAD EYELET	1
12	275010	糸道	THREAD EYELET	1
13	275056	糸道	THREAD EYELET	1
14	275009	糸繰リ	THREAD TAKEUP	1
15	275054	糸繰リ	THREAD TAKEUP	1
16	7012	平ネジ／Ｍ３．５×６	SCREW	1

EX3200 Series
EX5200 Series

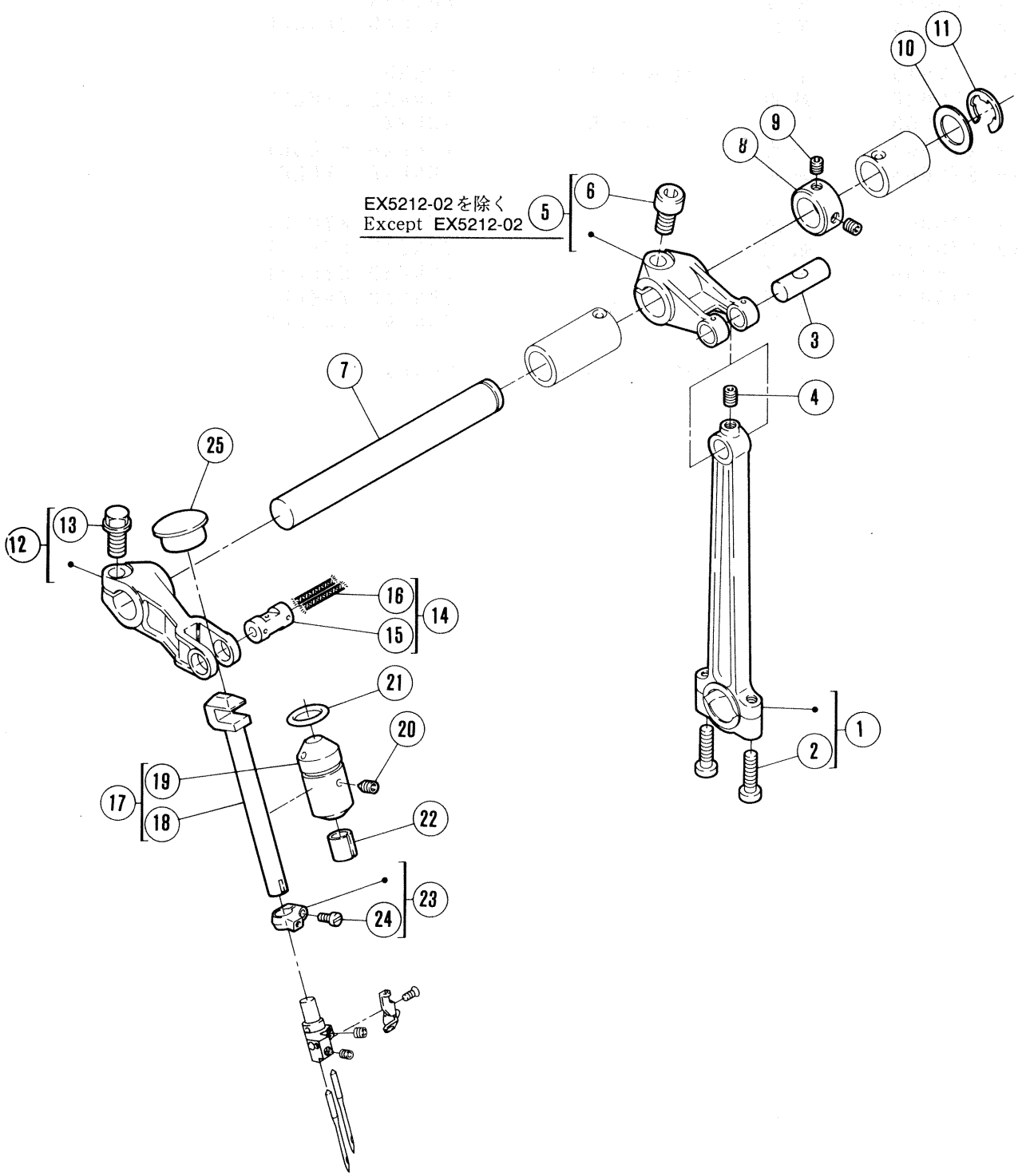

針振り機構(1)

NEEDLE DRIVE MECHANISM (1)

＊=原則販売不可 (Not for sale basically)

REF. NO.	PART NO. 部品番号	名　称	NAME	QT.
1	271000-92	ロッド (組)	CONNECTION	1
2	7023	平ネジ／Ｍ４×１６	SCREW	2
3	271001	ピン	PIN	1
4	4538	止ネジ／Ｍ４×６	SCREW	1
5	271002-92	クランク (組)	CRANK	1
6	4533	平ネジ	SCREW	1
7	271003	軸	SHAFT	1
8	240308	カラー	COLLAR	1
9	4543	止ネジ	SCREW	2
10	208235	座金	WASHER	1
11	202577	止メ輪	RING	1
12	271004-92	レバー	LEVER	1
13	7150	六角ボルト	BOLT	1
14	271022-91	軸 (組)	SHAFT ASSEMBLY	1
＊15	271008-T	軸	SHAFT	1
16	202177	給油紐	OIL WICK	2
17	271005-91T	ブッシュ (組) ／針棒	BUSHING ASSEMBLY	1
＊18	271006-T	針棒	NEEDLE BAR	1
＊19	271007	ブッシュ	BUSHING	1
20	4546	止ネジ／Ｍ４×５	SCREW	1
21	201022	Ｏリング	O RING	1
22	179009-05	フェルト	OIL FELT	1
23	271009-92	リング	RING	1
24	7035	平ネジ／Ｍ３×６	SCREW	1
25	240310	栓	PLUG	1

EX3200H Series
EX5200H Series

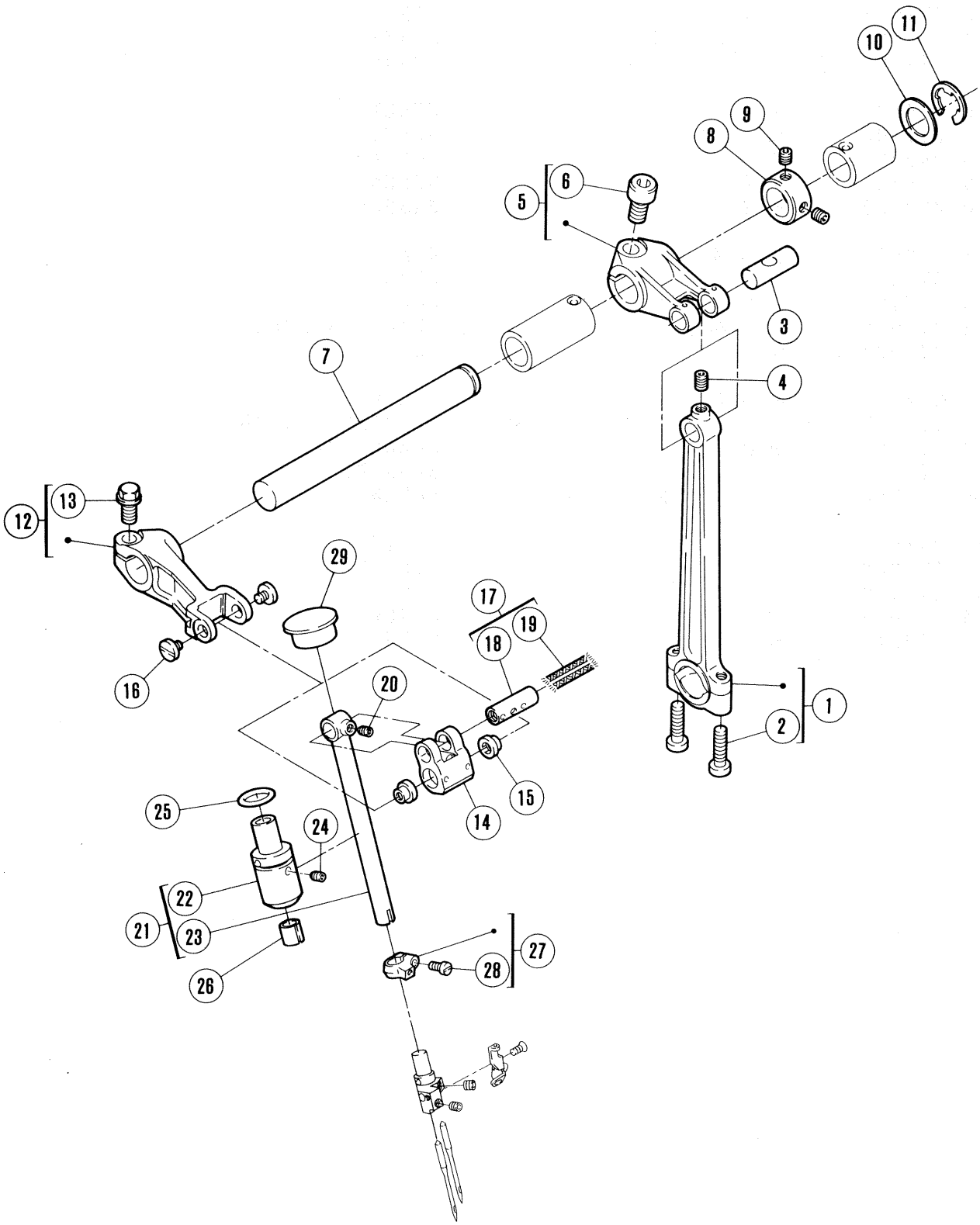

針振リ機構(2)

NEEDLE DRIVE MECHANISM (2)

＊=原則販売不可 (Not for sale basically)

REF. NO.	PART NO. 部品番号	名　称	NAME	QT.
1	271000-92	ロッド（組）	CONNECTION	1
2	7023	平ネジ／M4×16	SCREW	2
3	271001	ピン	PIN	1
4	4538	止ネジ／M4×6	SCREW	1
5	271002-92	クランク（組）	CRANK	1
6	4533	平ネジ	SCREW	1
7	271003	軸	SHAFT	1
8	240308	カラー	COLLAR	1
9	4543	止ネジ	SCREW	2
10	208235	座金	WASHER	1
11	202577	止メ輪	RING	1
12	271015-92	レバー	LEVER	1
13	7150	六角ボルト	BOLT	1
14	271016	リンク	LINK	1
15	271017	段付ピン	PIN	2
16	7185	平ネジ／M3×4	SCREW	2
17	271023-91	軸（組）	SHAFT ASSEMBLY	1
*18	271021	平行ピン	PIN	1
19	202176	給油紐	OIL WICK	2
20	4545	止ネジ／M3×4	SCREW	1
21	271018-91	ブッシュ（組）／針棒	BUSHING ASSEMBLY	1
*22	271020	ブッシュ	BUSHING	1
*23	271019	針棒	NEEDLE BAR	1
24	4546	止ネジ／M4×5	SCREW	1
25	201022	Oリング	O RING	1
26	179009-05	フェルト	OIL FELT	1
27	271009-92	リング	RING	1
28	7035	平ネジ／M3×6	SCREW	1
29	240310	栓	PLUG	1

EX3200(H) Series

■ 2本針 (2-needle)
EX3215(H)•3216(H)

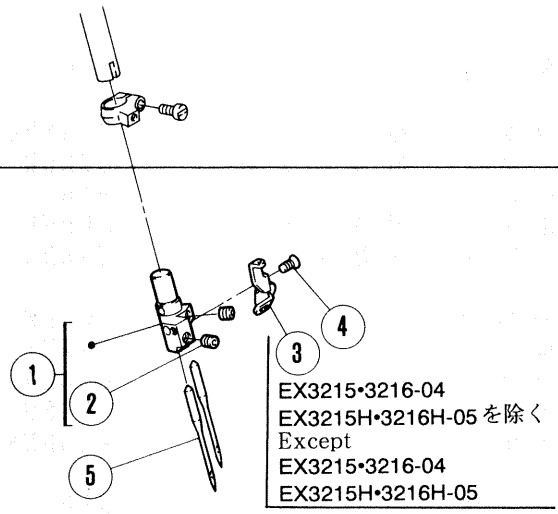

■ 3本針 (3-needle)
EX3244

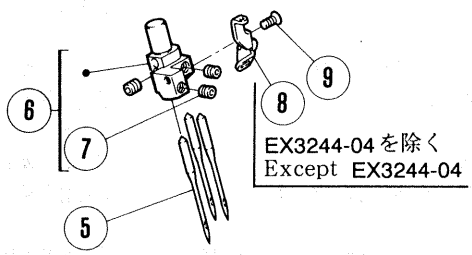

EX5200(H) Series

■ 1本針 (1-needle)
EX5203•5204•5205

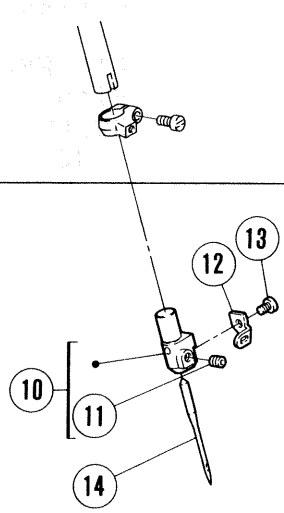

■ 2本針 (2-needle)
EX5212•5214

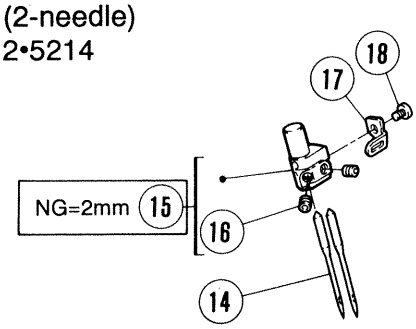

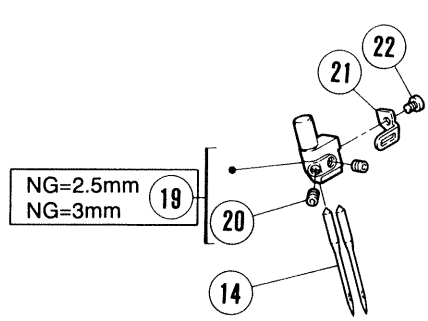

針振り機構(3)

NEEDLE DRIVE MECHANISM (3)

REF. NO.	PART NO. 部品番号	名　称	NAME	QT.
1	XXXXXX	針留（組）	NEEDLE HOLDER ASSEMBLY	1
2	4554	止ネジ／M 3 × 3	SCREW	2
3	275030	糸道	THREAD GUIDE	1
4	7119	皿ネジ／M 2 × 5	SCREW	1
5	XXXXXX	針	NEEDLE	2
6	XXXXXX	針留（組）	NEEDLE HOLDER ASSEMBLY	1
7	4554	止ネジ／M 3 × 3	SCREW	3
8	275030	糸道	THREAD GUIDE	1
9	7119	皿ネジ／M 2 × 5	SCREW	1
10	XXXXXX	針留（組）	NEEDLE HOLDER ASSEMBLY	1
11	4554	止ネジ／M 3 × 3	SCREW	1
12	275019A	糸道	THREAD GUIDE	1
13	7120	平ネジ／M 2 × 3	SCREW	1
14	XXXXXX	針	NEEDLE	1
15	XXXXXX	針留	NEEDLE HOLDER	1
16	4554	止ネジ／M 3 × 3	SCREW	2
17	275019B	糸道	THREAD GUIDE	1
18	7120	平ネジ／M 2 × 3	SCREW	1
19	XXXXXX	針留	NEEDLE HOLDER	1
20	4554	止ネジ／M 3 × 3	SCREW	2
21	275019C	糸道	THREAD GUIDE	1
22	7120	平ネジ／M 2 × 3	SCREW	1

XXXXXX is one of the gauge parts.
Please confirm the correct part by the gauge parts lists on pages 120~133.

EX3200(H) Series

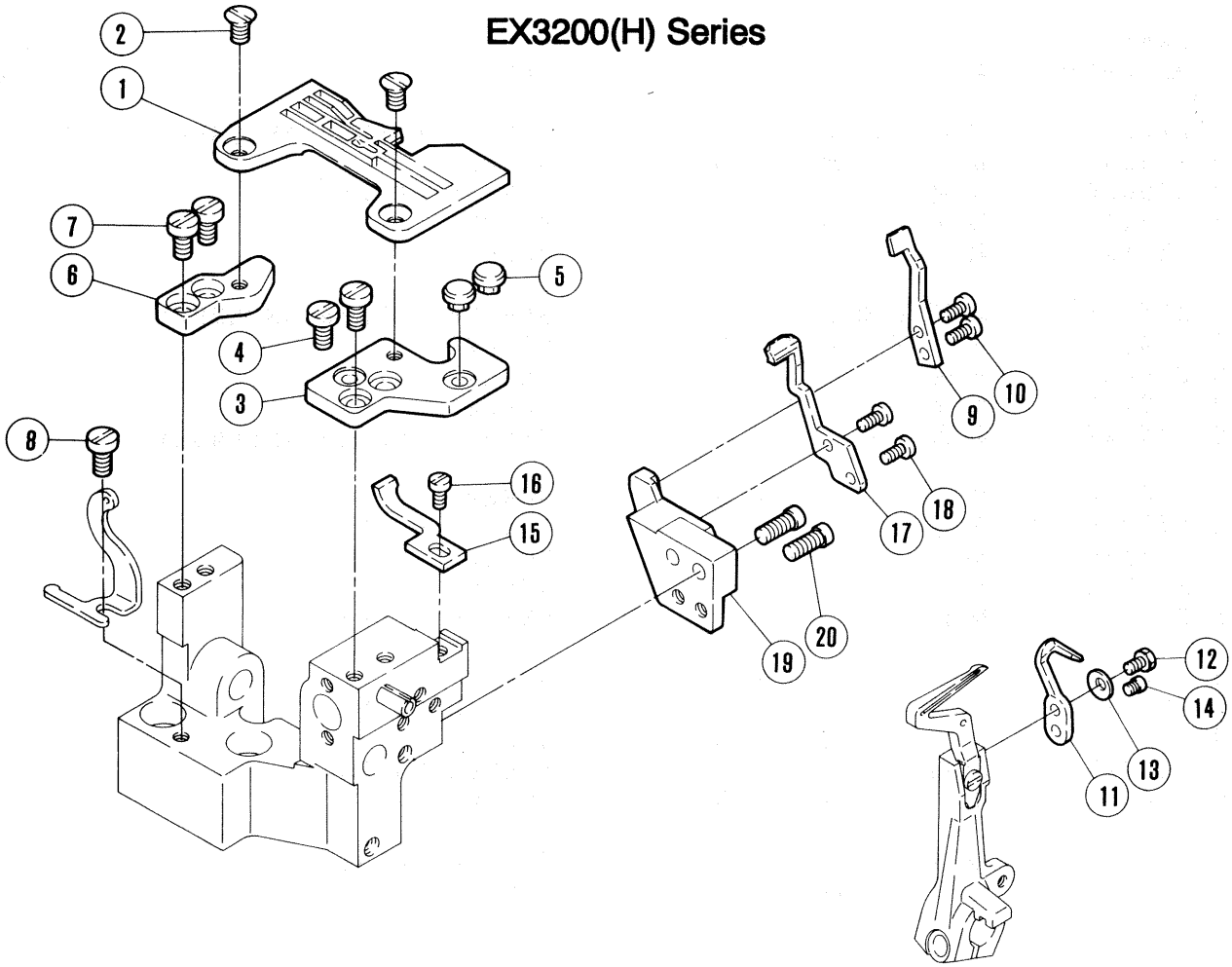

EX5200(H) Series

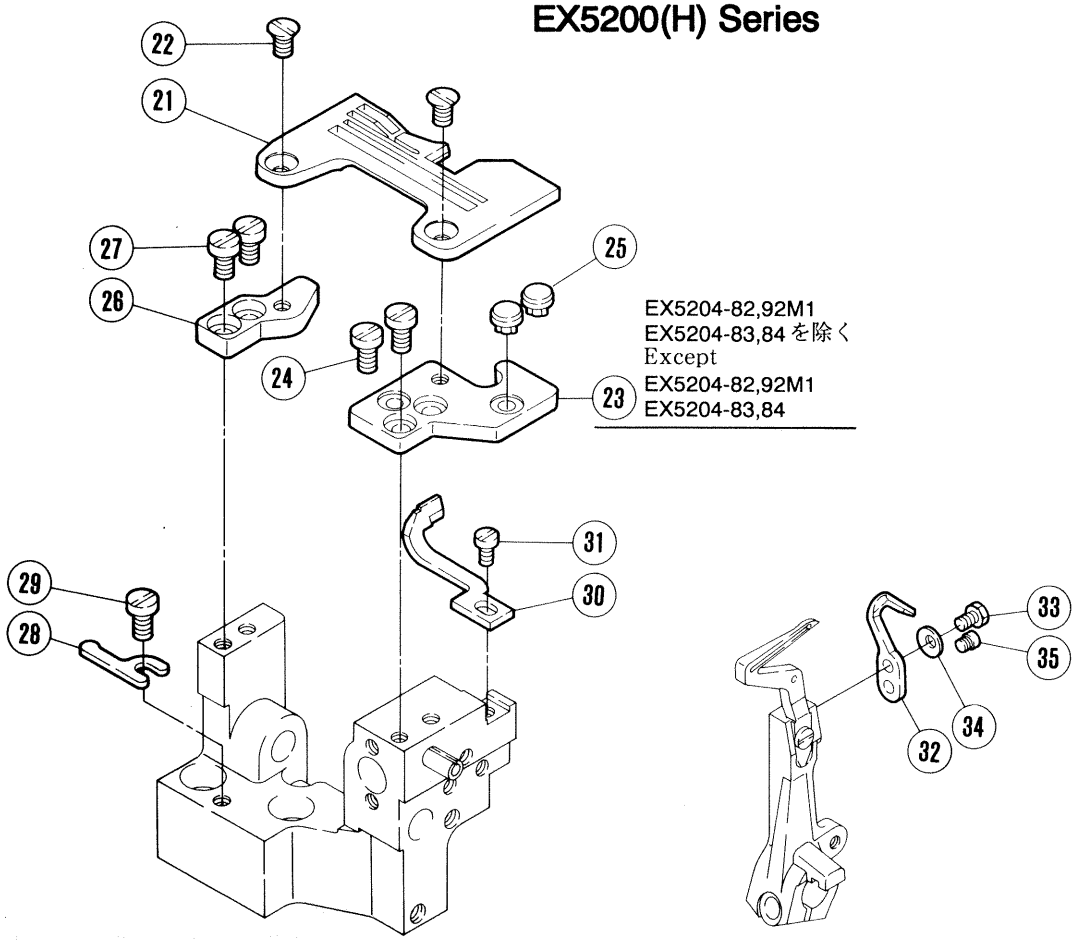

EX5204-82,92M1
EX5204-83,84 を除く
Except
EX5204-82,92M1
EX5204-83,84

針振り機構(4)

NEEDLE DRIVE MECHANISM (4)

REF. NO.	PART NO. 部品番号	名　称	NAME	QT.
1	XXXXXX	針板	NEEDLE PLATE	1
2	7170	皿ネジ／M4×7.5	SCREW	2
3	271010	取付板（前）	BRACKET (FRONT)	1
4	7019	平ネジ／M4×10	SCREW	2
5	240305	防振ゴム	CUSHION RUBBER	2
6	271011	取付板（後）	BRACKET (REAR)	1
7	7019	平ネジ／M4×10	SCREW	2
8	7019	平ネジ／M4×10	SCREW	1
9	XXXXXX	針受（前）	NEEDLE GUARD (FRONT)	1
10	7010	平ネジ／M3×6	SCREW	2
11	XXXXXX	針受（後）	NEEDLE GUARD (REAR)	1
12	7259	六角ボルト	BOLT	1
13	240222	皿バネ	SPRING WSASHER	1
14	7165	段付ネジ／M3	SCREW	1
15	XXXXXX	針受（前）	NEEDLE GUARD (FRONT)	1
16	7019	平ネジ／M4×10	SCREW	1
17	XXXXXX	針受（後）	NEEDLE GUARD (REAR)	1
18	7010	平ネジ／M3×6	SCREW	2
19	271013	ブラケット	BRACKET	1
20	7114	平ネジ／M4×10	SCREW	2
21	XXXXXX	針板	NEEDLE PLATE	1
22	7170	皿ネジ／M4×7.5	SCREW	2
23	271010	取付板（前）	BRACKET (FRONT)	1
24	7019	平ネジ／M4×10	SCREW	2
25	240305	防振ゴム	CUSHION RUBBER	2
26	271011	取付板（後）	BRACKET (REAR)	1
27	7019	平ネジ／M4×10	SCREW	2
28	271012	ストッパー	STOPPER	1
29	7019	平ネジ／M4×10	SCREW	1
30	XXXXXX	針受（前）	NEEDLE GUARD (FRONT)	1
31	7019	平ネジ／M4×10	SCREW	1
32	XXXXXX	針受（後）	NEEDLE GUARD (REAR)	1
33	7259	六角ボルト	BOLT	1
34	240222	皿バネ	SPRING WSASHER	1
35	7165	段付ネジ／M3	SCREW	1

XXXXXXはゲージパーツです。
120~133頁のゲージパーツ表で確認してください。

XXXXXX is one of the gauge parts.
Please confirm the correct part by the gauge parts lists on pages 120~133.

EX3200 Series
EX5200 Series

EX32□□ (H)
EX52□□ (H) −□□/■□□

2: スタンダードリフト (Standad lift)
3: ハイリフト (High lift)
4: 超ハイリフト (Extra-high lift)
5: ウルトラハイリフト (Ultra-high lift)

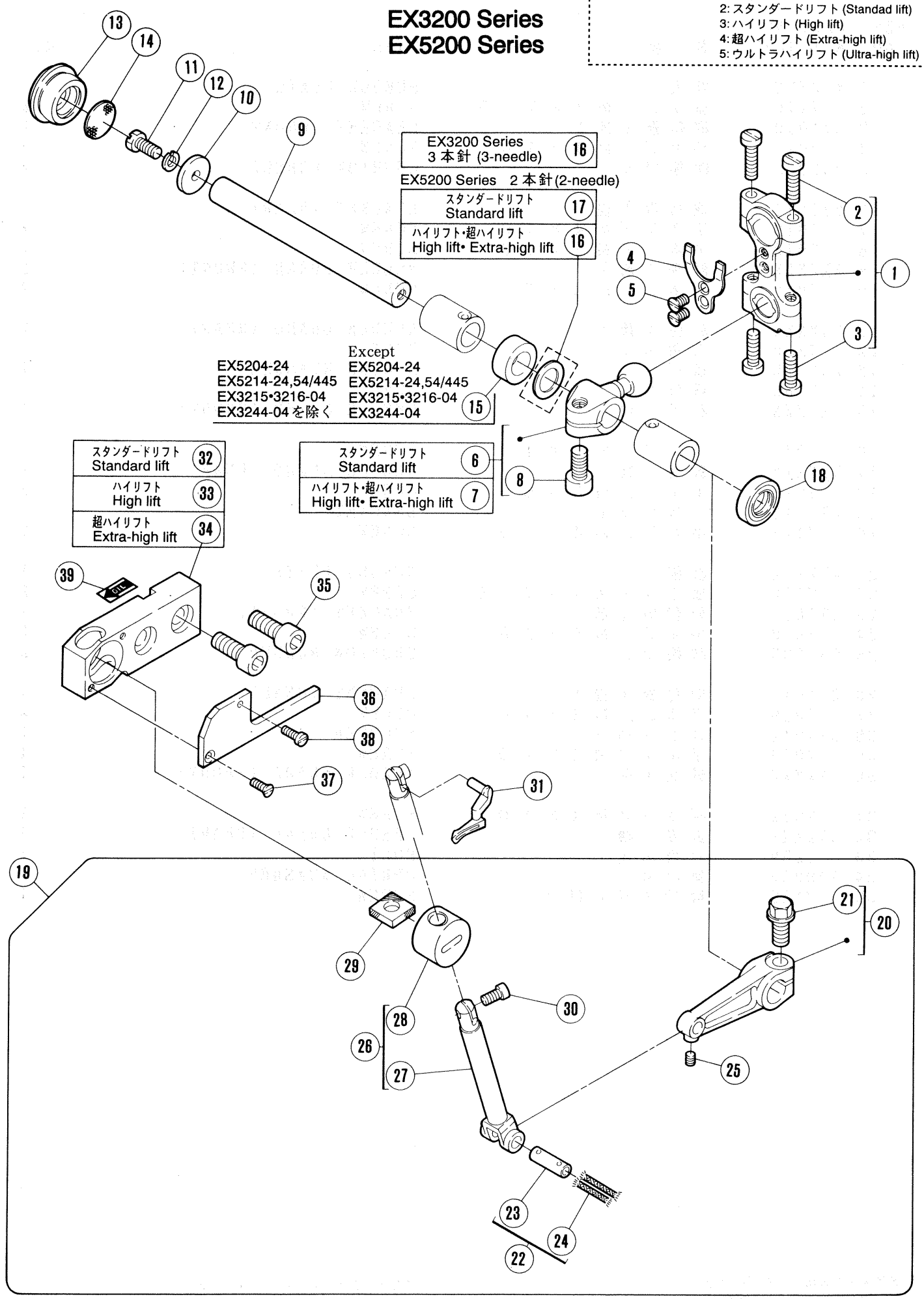

上ルーパー機構(1)

UPPER LOOPER DRIVE MECHANISM (1)

＊=原則販売不可(Not for sale basically)

REF. NO.	PART NO. 部品番号	名称	NAME	QT.
1	271500-92	ロッド	CONNECTION	1
2	7023	平ネジ／Ｍ４×１６	SCREW	2
3	7022	平ネジ／Ｍ４×１４	SCREW	2
4	271501	振レ止メ	GUIDE	1
5	7041	皿ネジ／Ｍ３×６	SCREW	2
6	271502-92	クランク	CRANK	1
7	271503-92	クランク	CRANK	1
8	4533	平ネジ	SCREW	1
9	271504	軸	SHAFT	1
10	240338	座金	WASHER	1
11	7174	六角ネジ／Ｍ４×１０	SCREW	1
12	303067	バネ座金	SPRING WASHER	1
13	275540	栓	PLUG	1
14	275541	フィルター	FILTER	1
15	210122	スペーサー	SPACER	1
16	240312	座金	WASHER	1
17	240102	座金	WASHER	1
18	210586A	オイルシール	OIL SEAL	1
19	271517-91	上ルーパー台(セット)	UPPER LOOPER HOLDER ASSEMBLY	1
＊20	271505-92	レバー	LEVER	1
21	7150	六角ボルト	BOLT	1
22	179136-01	平行ピン(組)	PIN ASSEMBLY	1
＊23	179137-05	平行ピン	PIN	1
24	202176	給油紐	OIL WICK	2
25	4545	止ネジ／Ｍ３×４	SCREW	1
＊26	271506-91	上ルーパー台(組)	UPPER LOOPER HOLDER ASSEMBLY	1
＊27	271507	上ルーパー台	UPPER LOOPER HOLDER	1
＊28	179129-05	上ルーパー台案内	GUIDE/UPPER LOOPER HOLDER	1
29	179130-05	フェルト	OIL FELT	1
30	7054	平ネジ／Ｍ３．５×６．７	SCREW	1
31	XXXXXX	上ルーパー	UPPER LOOPER	1
32	271510	上ルーパー土台	BASE/UPPER LOOPER HOLDER	1
33	271510A	上ルーパー土台	BASE/UPPER LOOPER HOLDER	1
34	271510B	上ルーパー土台	BASE/UPPER LOOPER HOLDER	1
35	4510	平ネジ／Ｍ６×１６	SCREW	2
36	271511	カバー	COVER	1
37	7039	皿ネジ／Ｍ２．５×６	SCREW	1
38	7033	平ネジ／Ｍ２．５×８	SCREW	1
39	8421	オイルマーク	OIL MARK	1

XXXXXXはゲージパーツです。
120~133頁のゲージパーツ表で確認してください。

XXXXXX is one of the gauge parts.
Please confirm the correct part by the gauge parts lists on pages 120~133.

EX3200H Series
EX5200H Series

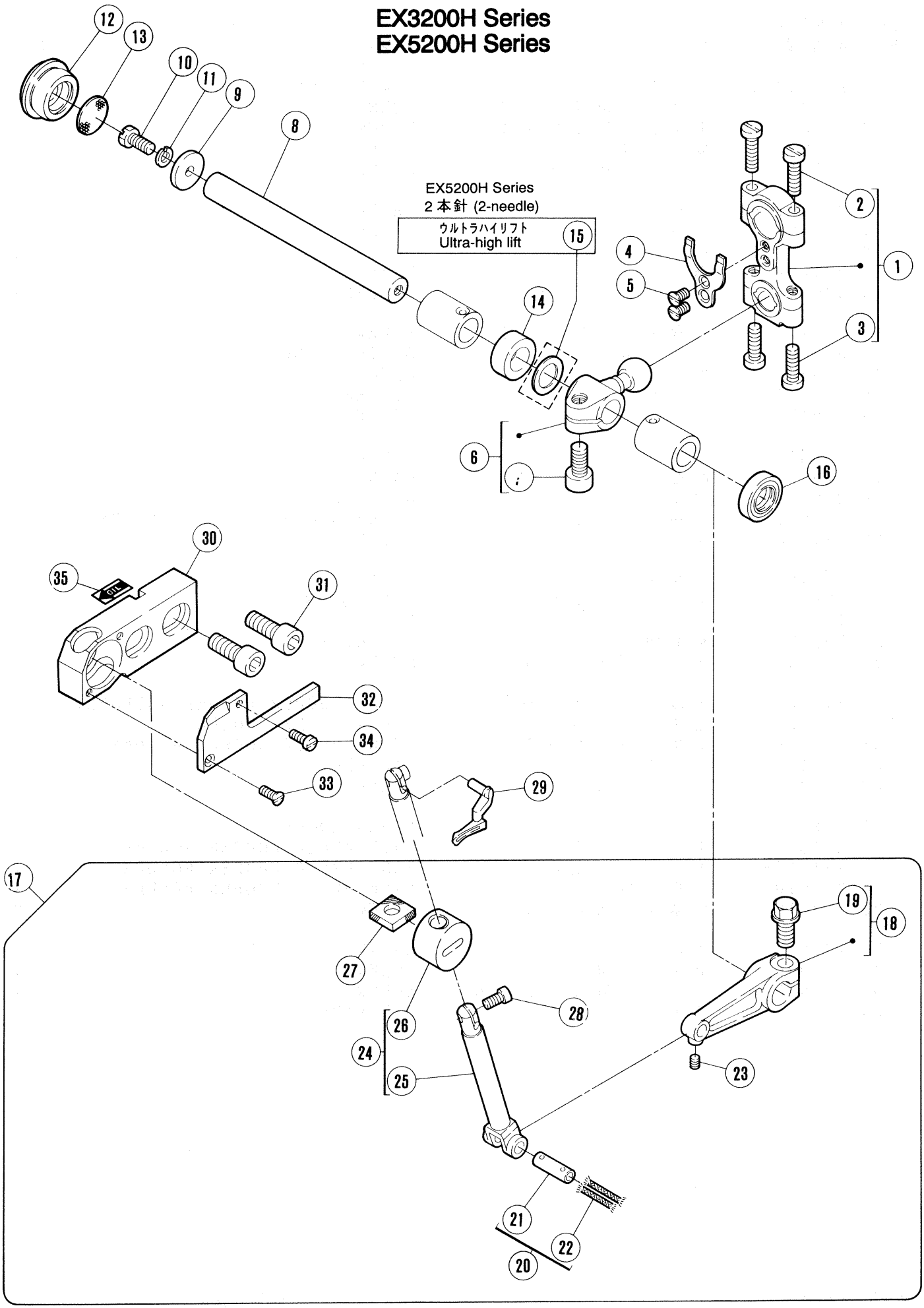

上ルーパー機構(2)

UPPER LOOPER DRIVE MECHANISM (2)

REF. NO.	PART NO. 部品番号	名称	NAME	QT.
1	271500A92	ロッド	CONNECTION	1
2	7023	平ネジ／M4×16	SCREW	2
3	7022	平ネジ／M4×14	SCREW	2
4	271501	振レ止メ	GUIDE	1
5	7041	皿ネジ／M3×6	SCREW	2
6	271512-92	クランク	CRANK	1
7	4533	平ネジ	SCREW	1
8	271504	軸	SHAFT	1
9	240338	座金	WASHER	1
10	7174	六角ネジ／M4×10	SCREW	1
11	303067	バネ座金	SPRING WASHER	1
12	275540	栓	PLUG	1
13	275541	フィルター	FILTER	1
14	210122	スペーサー	SPACER	1
15	240312	座金	WASHER	1
16	210586A	オイルシール	OIL SEAL	1
17	271518-91	上ルーパー台（セット）	UPPER LOOPER HOLDER ASSEMBLY	1
*18	271505-92	レバー	LEVER	1
19	7150	六角ボルト	BOLT	1
20	179136-01	平行ピン（組）	PIN ASSEMBLY	1
*21	179137-05	平行ピン	PIN	1
22	202176	給油紐	OIL WICK	2
23	4545	止ネジ／M3×4	SCREW	1
*24	271513-91	上ルーパー台（組）	UPPER LOOPER HOLDER ASSEMBLY	1
*25	271514	上ルーパー台	UPPER LOOPER HOLDER	1
*26	179129-05	上ルーパー台案内	GUIDE/UPPER LOOPER HOLDER	1
27	179130-05	フェルト	OIL FELT	1
28	7054	平ネジ／M3．5×6．7	SCREW	1
29	XXXXXX	上ルーパー	UPPER LOOPER	1
30	271510C	上ルーパー土台	BASE/UPPER LOOPER HOLDER	1
31	4510	平ネジ／M6×16	SCREW	2
32	271511A	カバー	COVER	1
33	7039	皿ネジ／M2．5×6	SCREW	1
34	7033	平ネジ／M2．5×8	SCREW	1
35	8421	オイルマーク	OIL MARK	1

XXXXXXはゲージパーツです。
120~133頁のゲージパーツ表で確認してください。

XXXXXX is one of the gauge parts.
Please confirm the correct part by the gauge parts lists on pages 120~133.

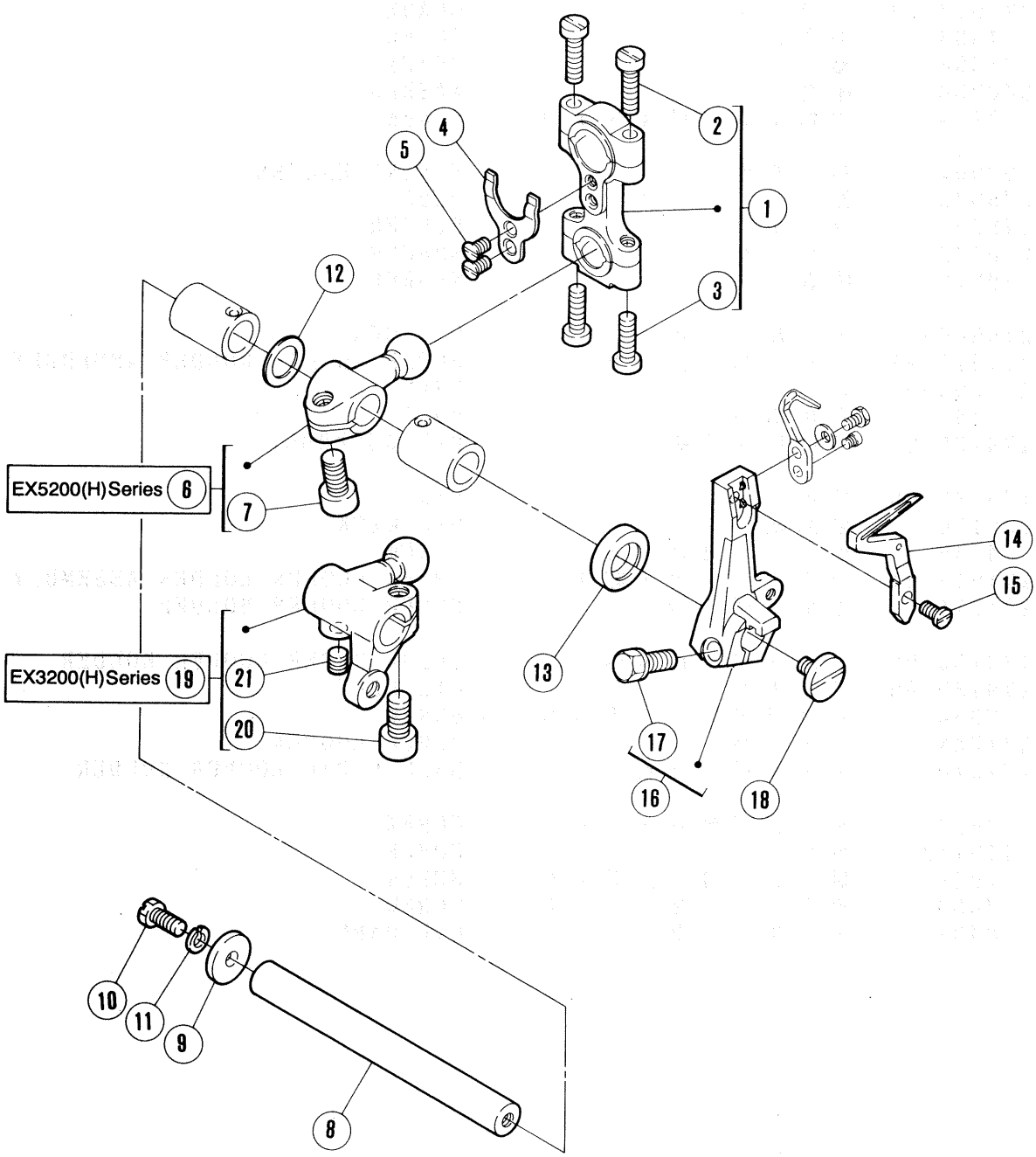
EX5200(H)Series 6
EX3200(H)Series 19
1
2
3
4
5
7
8
9
10
11
12
13
14
15
16
17
18
20
21

下ルーパー機構　LOWER LOOPER DRIVE MECHANISM

REF. NO.	PART NO. 部品番号	名　称	NAME	QT.
1	271500-92	ロッド	CONNECTION	1
2	7023	平ネジ／Ｍ４×１６	SCREW	2
3	7022	平ネジ／Ｍ４×１４	SCREW	2
4	271501	振レ止メ	GUIDE	1
5	7041	皿ネジ／Ｍ３×６	SCREW	2
6	272000-92	クランク	CRANK	1
7	4533	平ネジ	SCREW	1
8	271504	軸	SHAFT	1
9	240338	座金	WASHER	1
10	7174	六角ネジ／Ｍ４×１０	SCREW	1
11	303067	バネ座金	SPRING WASHER	1
12	240311	座金	WASHER	1
13	210586A	オイルシール	OIL SEAL	1
14	XXXXXX	下ルーパー	LOWER LOOPER	1
15	7168	止ネジ／Ｍ３．５×６．５	SCREW	1
16	272001-92	下ルーパー台（組）	LOWER LOOPER HOLDER ASSEMBLY	1
17	7055	六角ネジ／Ｍ５×１３	SCREW	1
18	7169	平ネジ／Ｍ４×７	SCREW	1
19	273511-92	クランク	CRANK	1
20	4533	平ネジ	SCREW	1
21	4514	止ネジ／Ｍ５×５	SCREW	1

ＸＸＸＸＸＸはゲージパーツです。
120~133頁のゲージパーツ表で確認してください。

XXXXXX is one of the gauge parts.
Please confirm the correct part by the gauge parts lists on pages 120~133.

EX3200(H) Series

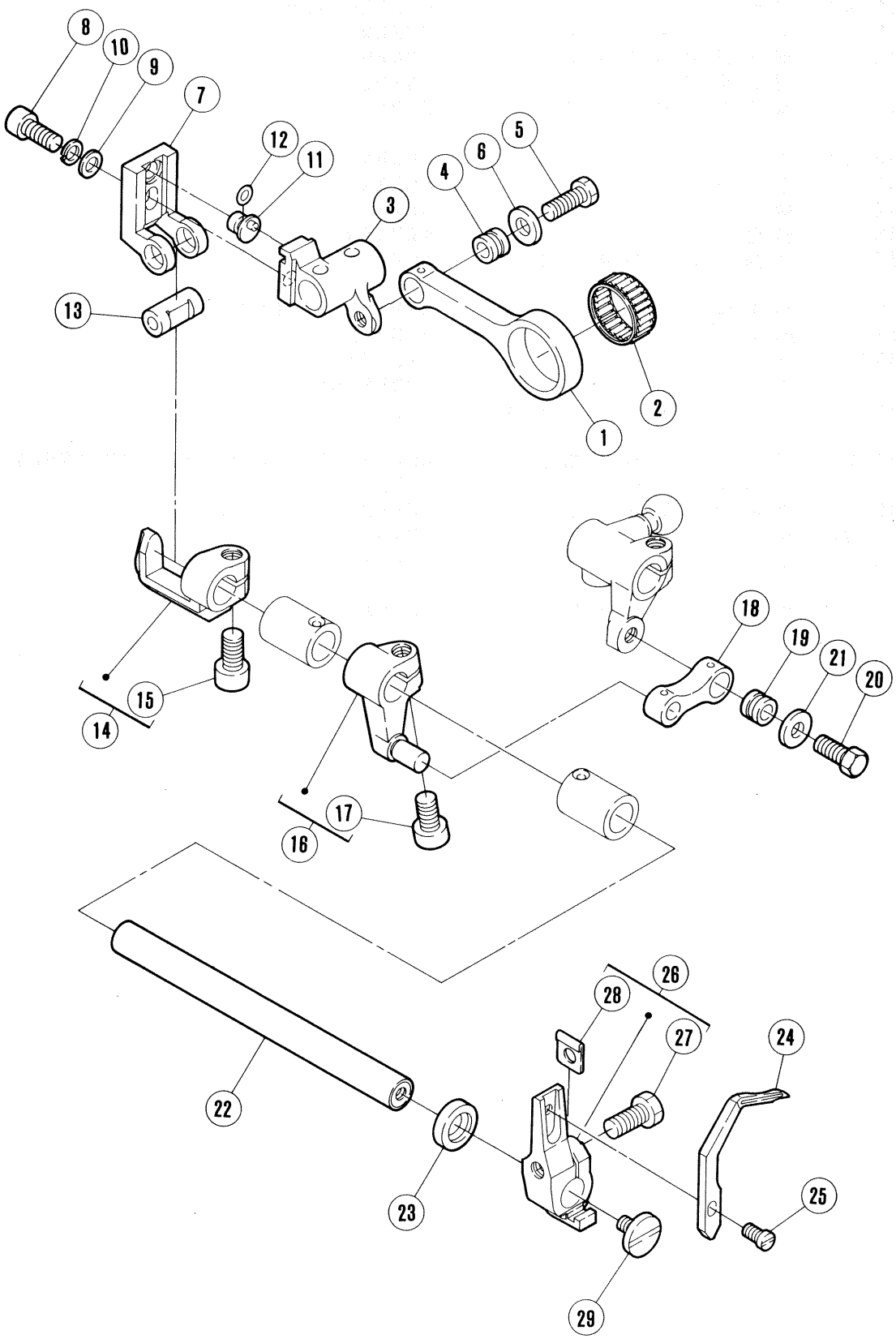

二重環ルーパー機構(1)

CHAINSTITCH LOOPER DRIVE MECHANISM (1)

＊=原則販売不可 (Not for sale basically)

REF. NO.	PART NO. 部品番号	名　称	NAME	QT.
1	273500	ロッド	CONNECTION	1
2	205015	ニードルベアリング	NEEDLE BEARING	1
3	273501	クランク	CRANK	1
4	179160-05	ブッシュ	BUSHING	1
5	7056	六角ネジ／Ｍ５×１３	SCREW	1
6	240039	座金	WASHER	1
7	273502	スライダー	SLIDER	1
8	4531	六角穴ボルト／Ｍ５×１２	BOLT	1
9	240062	座金	WASHER	1
10	303067	バネ座金	SPRING WASHER	1
11	252515	段付ピン	PIN	1
12	208949	Ｏリング	O RING	1
13	273504	軸	SHAFT	1
14	273505-92	ホルダー	HOLDER	1
15	4533	平ネジ	SCREW	1
16	273509-92	クランク	CRANK	1
17	4533	平ネジ	SCREW	1
18	272517	リンク	LINK	1
19	179160-05	ブッシュ	BUSHING	1
20	7056	六角ネジ／Ｍ５×１３	SCREW	1
21	240039	座金	WASHER	1
22	273506	軸	SHAFT	1
23	204052A	オイルシール	OIL SEAL	1
24	XXXXXX	二重環ルーパー	DOUBLE CHAINSTITCH LOOPER	1
25	7168	止ネジ／Ｍ３．５×６．５	SCREW	1
26	273510-92	ルーパー台	LOOPER HOLDER	1
27	7055	六角ネジ／Ｍ５×１３	SCREW	1
28	240337	座金	SPACER	1
29	7169	平ネジ／Ｍ４×７	SCREW	1

XXXXXXはゲージパーツです。
120~133頁のゲージパーツ表で確認してください。

XXXXXX is one of the gauge parts.
Please confirm the correct part by the gauge parts lists on pages 120~133.

EX3200(H) Series

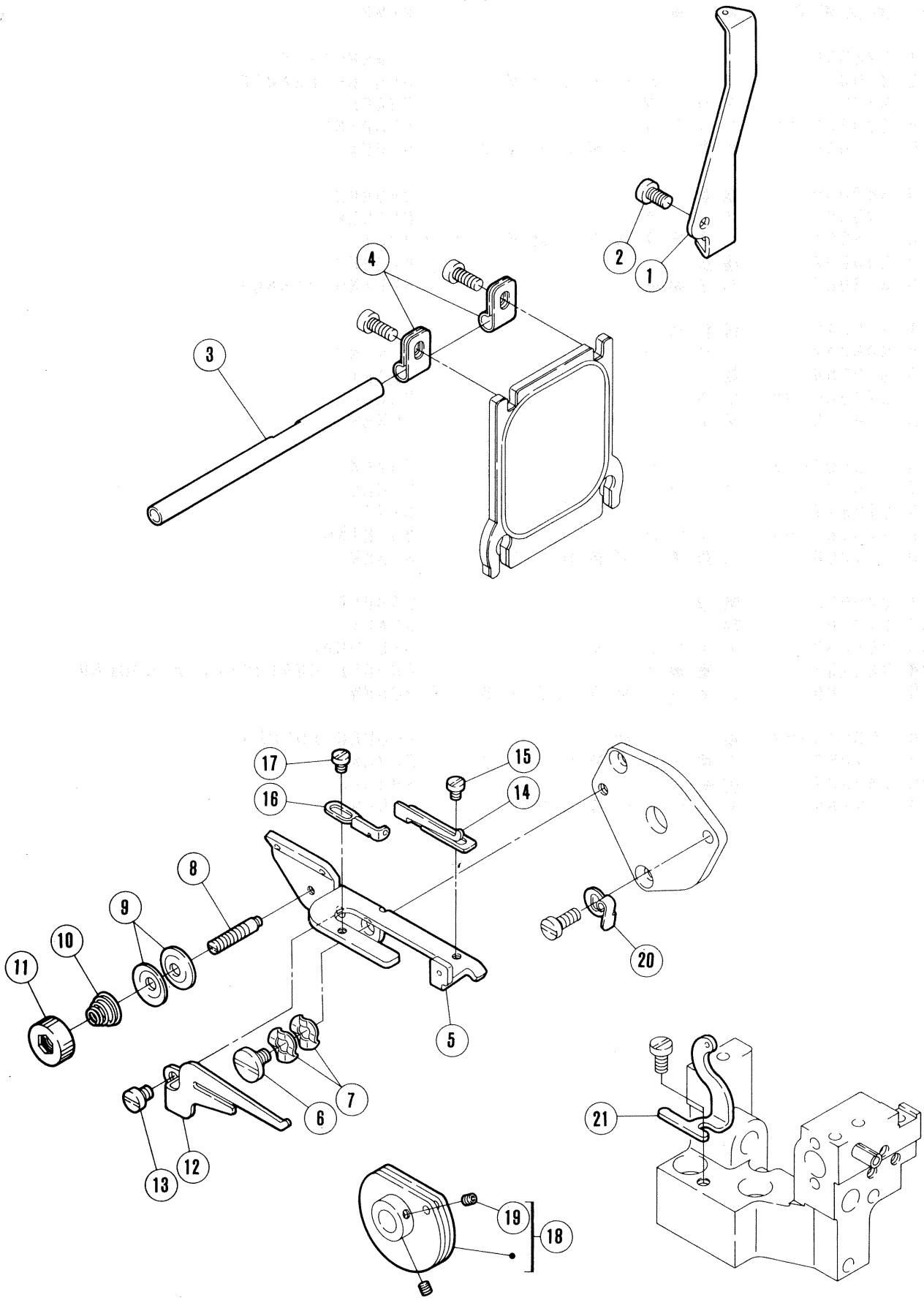

二重環ルーパー機構(2)

CHAINSTITCH LOOPER DRIVE MECHANISM (2)

＊=原則販売不可(Not for sale basically)

REF. NO.	PART NO. 部品番号	名　称	NAME	QT.
1	275031	糸道	THREAD GUIDE	1
2	7019	平ネジ／Ｍ４×８	SCREW	1
3	275032	糸道パイプ	THREAD GUIDE	1
4	206115	ホルダー	HOLDER	2
5	275033	ブラケット	BRACKET	1
6	7066	段付ネジ／Ｍ４	SCREW	1
7	210307	波板座金	WASHER	2
8	7167	段付ネジ／Ｍ３	SCREW	1
9	137108	調子皿	TENSION DISC	2
10	211388	圧縮バネ	SPRING	1
11	275034	ツマミ	KNOB	1
12	275035	糸受	THREAD GUIDE	1
13	7017	平ネジ／Ｍ４×５	SCREW	1
14	275036	糸道	THREAD GUIDE	1
15	7008	平ネジ／Ｍ３×４	SCREW	1
16	275039	糸道	THREAD GUIDE	1
17	7008	平ネジ／Ｍ３×４	SCREW	1
18	179498-92	ルーパー糸繰リ(組)	LOOPER THREAD TAKEUP ASSEMBLY	1
19	4554	止ネジ／Ｍ３×３	SCREW	2
20	275037	板バネ	SPRING	1
21	275038	糸道	THREAD GUIDE	1

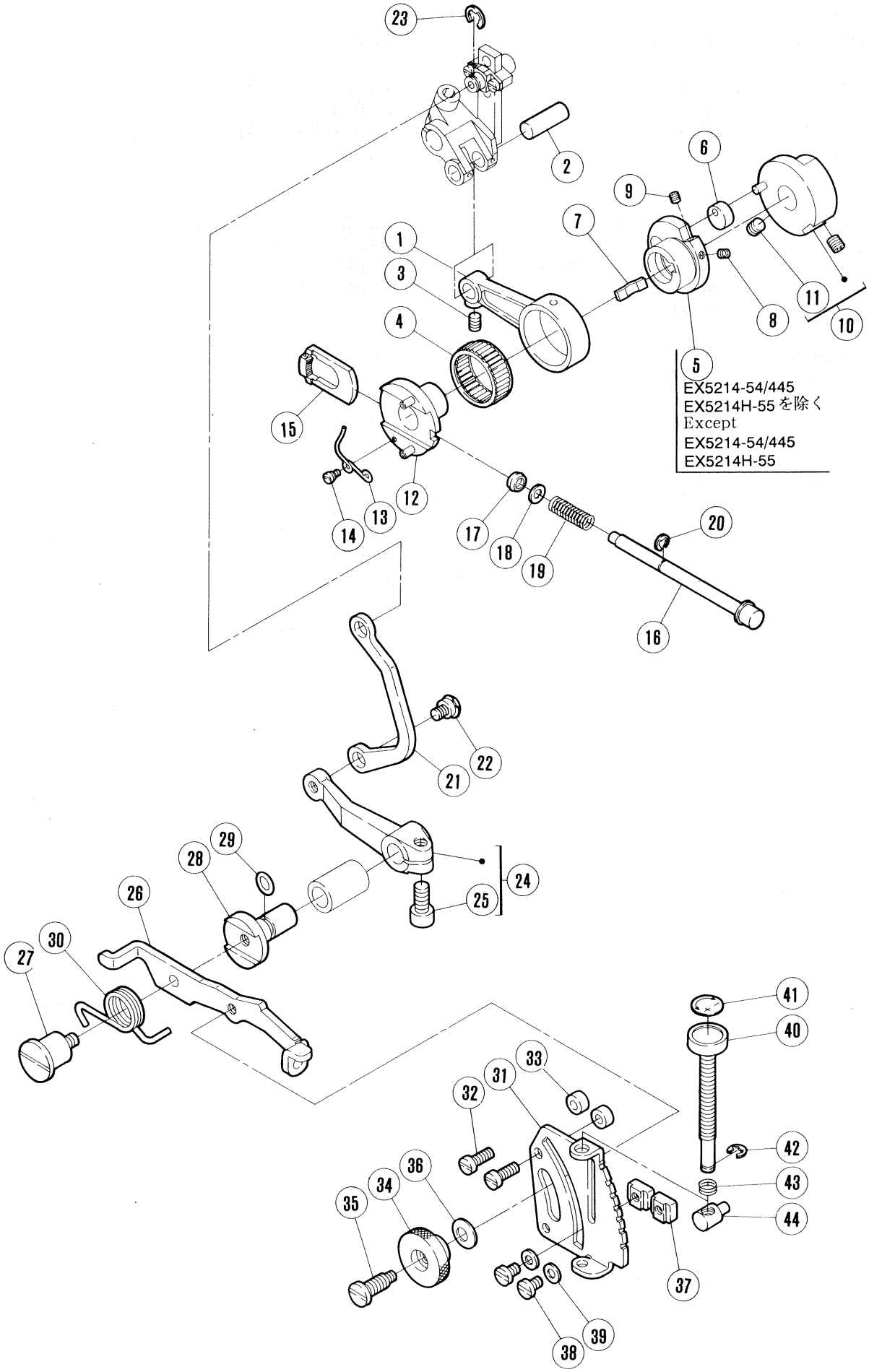
EX5214-54/445
EX5214H-55 を除く
Except
EX5214-54/445
EX5214H-55

送り機構(1)

FEED MECHANISM (1)

REF. NO.	PART NO. 部品番号	名　称	NAME	QT.
1	272500	ロッド	CONNECTION	1
2	271001	ピン	PIN	1
3	4538	止ネジ／Ｍ４×６	SCREW	1
4	240012	ニードルベアリング	NEEDLE BEARING	1
5	272501	エキセン	ECCENTRIC	1
6	210129	案内／送リエキセン	GUIDE/FEED ECCENTRIC	1
7	210130	板バネ	FLAT SPRING	1
8	4535	止ネジ／Ｍ３×４	SCREW	1
9	4535	止ネジ／Ｍ３×４	SCREW	1
10	272506-91	調節台	REGULATOR	1
11	4514	止ネジ／Ｍ５×５	SCREW	2
12	272504-91	エキセン（組）	ECCENTRIC ASSEMBLY	1
13	272503	ネジリバネ	SPRING	1
14	7038	平ネジ／Ｍ２	SCREW	1
15	272502	ラチェット	RATCHET	1
16	272509	プッシュボタン	PUSH BUTTON	1
17	240315	ガスケット	GASKET	1
18	240314	座金	WASHER	1
19	240317	圧縮バネ	SPRING	1
20	200555	止メ輪	RING	1
21	272529	リンク	LINK	1
22	7058	段付ネジ／Ｍ５	SCREW	1
23	202522	止メ輪	RING	1
24	272530A92	レバー	LEVER	1
25	4533	平ネジ	SCREW	1
26	272532	レバー	LEVER	1
27	7161	段付ネジ／Ｍ５	SCREW	1
28	272533A	軸	SHAFT	1
29	204185	Ｏリング	O RING	1
30	272534	ネジリバネ	SPRING	1
31	272535	調節板	REGULATOR PLATE	1
32	7021	平ネジ／Ｍ４×１２	SCREW	2
33	240321	スペーサー	SPACER	2
34	179202-25	ナット	NUT	1
35	7059	段付ネジ／４．５	SCREW	1
36	211301	皿バネ	SPRING WASHER	1
37	252658	ストッパー	STOPPER	2
38	7018	平ネジ／Ｍ４×６	SCREW	2
39	303448	座金	WASHER	2
40	272538A	調節棒	ADJUSTING BAR	1
41	240322	シール	SEAL	1
42	200555	止メ輪	RING	1
43	210533	圧縮バネ	SPRING	1
44	272539A	段付ピン	PIN	1

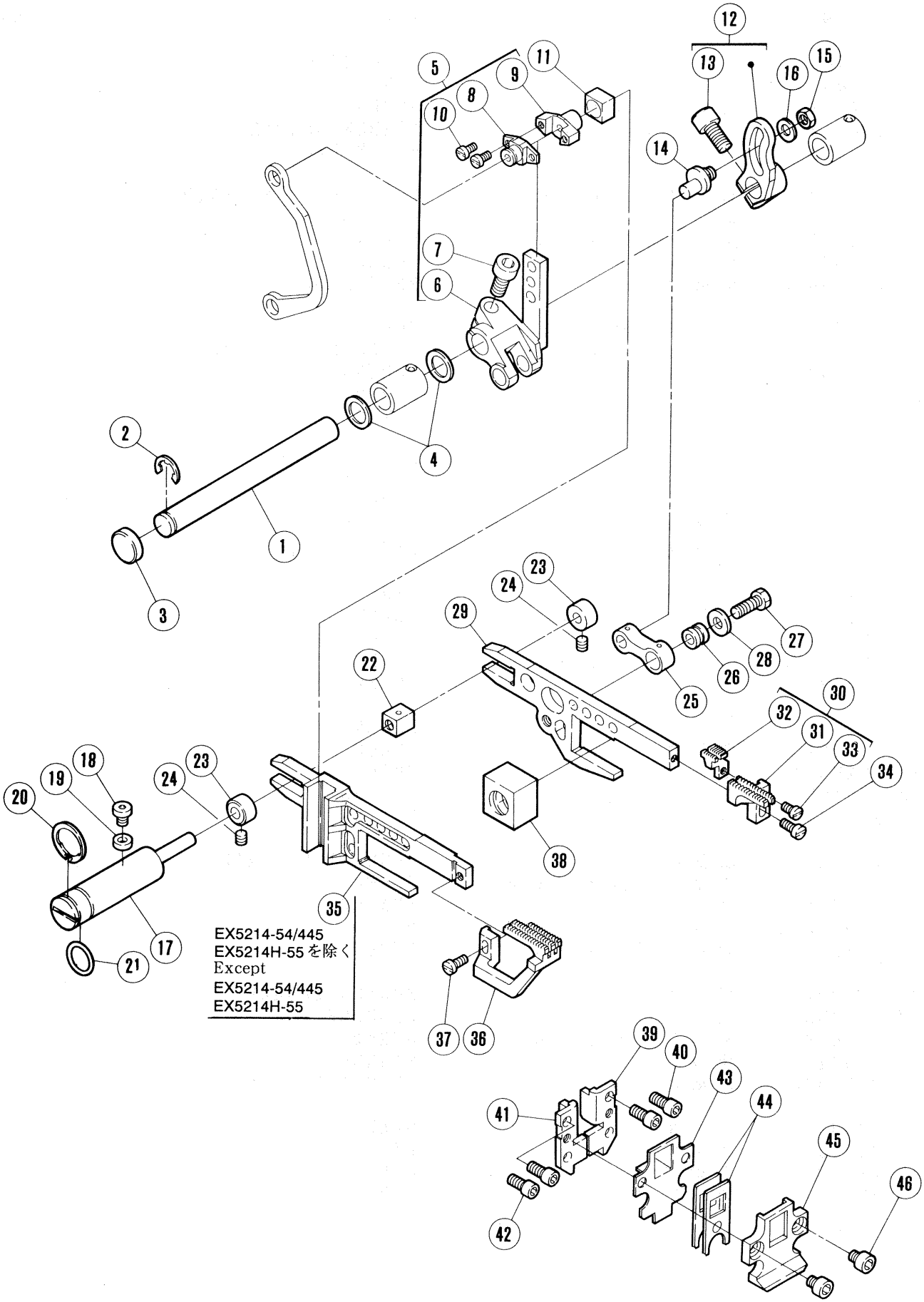
EX5214-54/445
EX5214H-55 を除く
Except
EX5214-54/445
EX5214H-55

送り機構(2)

FEED MECHANISM (2)

＊=原則販売不可 (Not for sale basically)

REF. NO.	PART NO. 部品番号	名　称	NAME	QT.
1	272516	軸	SHAFT	1
2	205061	止メ輪	RING	1
3	208173	栓	PLUG	1
4	240311	座金	WASHER	2
5	272510-91	クランク	CRANK	1
＊6	272511	クランク本体	CRANK	1
7	4534	平ネジ／Ｍ６×１４	SCREW	1
＊8	272512	クランクピン	CRANK PIN	1
＊9	272513	クランクピン	CRANK PIN	1
10	7010	平ネジ／Ｍ３×６	SCREW	2
11	272518	角駒	BLOCK	1
12	272514-92	クランク	CRANK	1
13	4533	平ネジ／Ｍ６×１２	SCREW	1
14	272515	ピン	PIN	1
15	4805	六角ナット／Ｍ５	NUT	1
16	240062	座金	WASHER	1
17	272525	段付ピン	PIN	1
18	7238	止ネジ	SCREW	1
19	240318	ガスケット	GASKET	1
20	240319	止メ輪	RING	1
21	201022	Ｏリング	O RING	1
22	272526	角駒	BLOCK	1
23	240303	カラー	COLLAR	2
24	4543	止ネジ／Ｍ４×４	SCREW	2
25	272517	リンク	LINK	1
26	179160-05	ブッシュ	BUSHING	1
27	7056	六角ネジ／Ｍ５×１３	SCREW	1
28	240039	座金	WASHER	1
29	272527	主送り台	MAIN FEED BAR	1
30	XXXXXX	主送り歯（組）	MAIN FEED DOG COMPLETE	1
31	XXXXXX	主送り歯	MAIN FEED DOG	1
32	XXXXXX	補助送り歯	AUXILIARY FEED DOG	1
33	7010	平ネジ／Ｍ３×６	SCREW	1
34	7013	平ネジ／Ｍ３．５×８	SCREW	1
35	272528	差動送り台	DIFFERENTIAL FEED BAR	1
36	XXXXXX	差動送り歯	DIFFERENTIAL FEED DOG	1
37	7013	平ネジ／Ｍ３．５×８	SCREW	1
38	272524	角駒	BLOCK	1
39	272519	送り台案内	GUIDE/FEED BAR	1
40	7110	平ネジ／Ｍ４×９	SCREW	2
41	272520	案内（左）／送り台	GUIDE (LEFT)/FEED BAR	1
42	7110	平ネジ／Ｍ４×９	SCREW	2
43	272523	油切り案内	GUIDE/FEED BAR OIL SEAL	1
44	272521	油切り	OIL SEAL	2
45	272522	油切り案内	GUIDE/FEED BAR OIL SEAL	1
46	4573	平ネジ／Ｍ４×５	SCREW	2

ＸＸＸＸＸＸはゲージパーツです。
120~133頁のゲージパーツ表で確認してください。

ＸＸＸＸＸＸ is one of the gauge parts.
Please confirm the correct part by the gauge parts lists on pages 120~133.

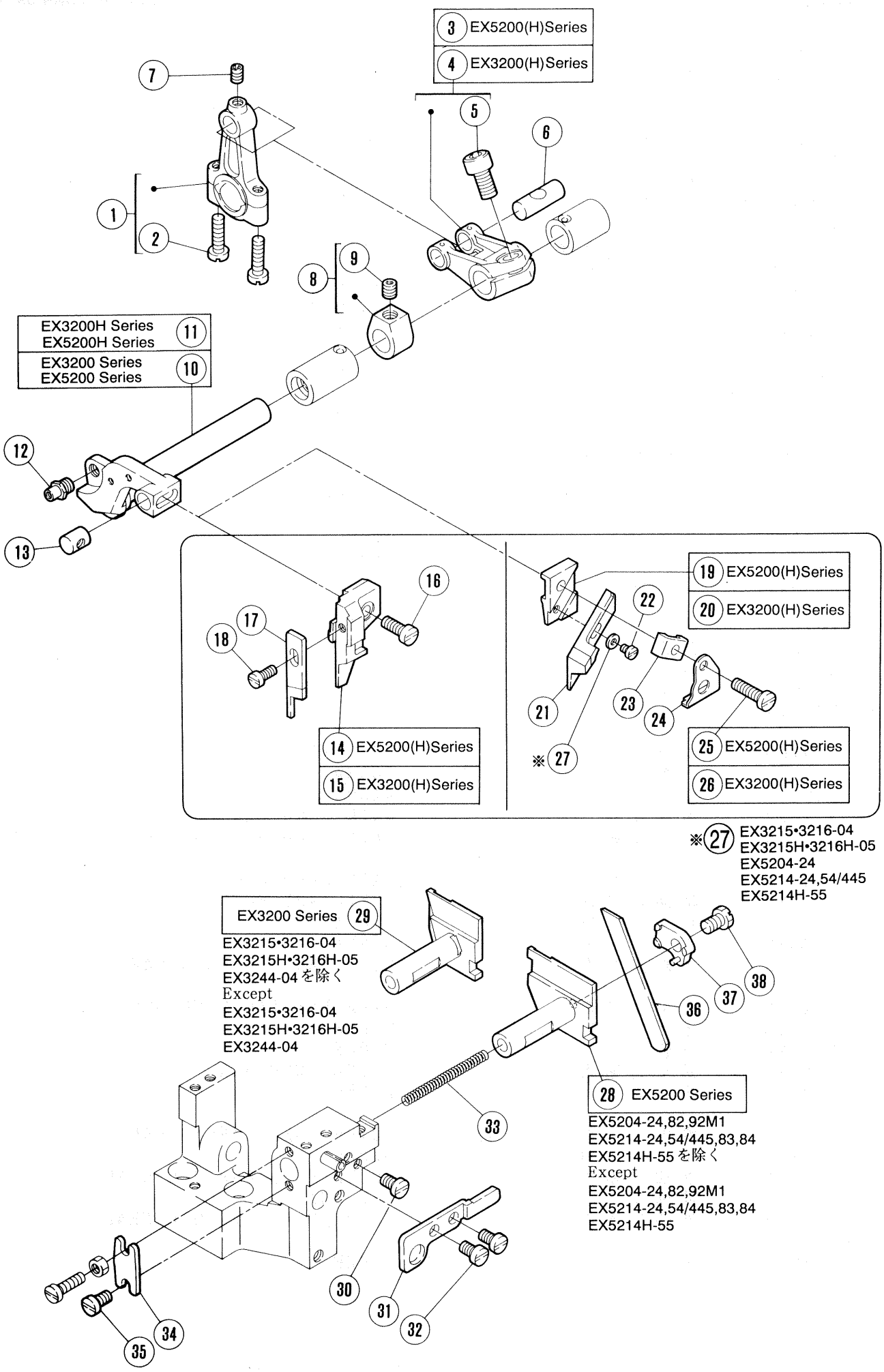
3 EX5200(H)Series
4 EX3200(H)Series
EX3200H Series
EX5200H Series 11
EX3200 Series
EX5200 Series 10
14 EX5200(H)Series
15 EX3200(H)Series
19 EX5200(H)Series
20 EX3200(H)Series
25 EX5200(H)Series
26 EX3200(H)Series
※27 EX3215•3216-04
EX3215H•3216H-05
EX5204-24
EX5214-24,54/445
EX5214H-55
EX3200 Series 29
EX3215•3216-04
EX3215H•3216H-05
EX3244-04 を除く
Except
EX3215•3216-04
EX3215H•3216H-05
EX3244-04
28 EX5200 Series
EX5204-24,82,92M1
EX5214-24,54/445,83,84
EX5214H-55 を除く
Except
EX5204-24,82,92M1
EX5214-24,54/445,83,84
EX5214H-55

上下メス機構

KNIFE DRIVE MECHANISM

＊=原則販売不可 (Not for sale basically)

REF. NO.	PART NO. 部品番号	名　称	NAME	QT.
1	273000-92	ロッド	CONNECTION	1
2	7023	平ネジ／Ｍ４×１６	SCREW	2
3	273001-92	クランク	CRANK	1
4	273002-92	クランク	CRANK	1
5	4533	平ネジ	SCREW	1
6	271001	ピン	PIN	1
7	4538	止ネジ／Ｍ４×６	SCREW	1
8	240235-92	カラー	COLLAR	1
9	4547	止ネジ／Ｍ６×５	SCREW	1
10	273003	上メス台	UPPER KNIFE LEVER	1
11	273004	上メス台	UPPER KNIFE LEVER	1
12	308036	ピン付ネジ	SCREW	1
13	273006	案内ピン	PIN	1
14	179712-05	上メス抱キ	UPPER KNIFE CLAMP	1
15	179713-05	上メス抱キ	UPPER KNIFE CLAMP	1
16	7021	平ネジ／Ｍ４×１２	SCREW	1
17	XXXXXX	上メス	UPPER KNIFE	1
18	7013	平ネジ／Ｍ３．５×８	SCREW	1
19	210756	角メス抱キ	ANGLED UPPER KNIFE CLAMP	1
20	210757	角メス抱キ	ANGLED UPPER KNIFE CLAMP	1
21	XXXXXX	角メス	ANGLED KNIFE	1
22	1227	平ネジ／Ｃ３×３．７	SCREW	1
23	210758	角メス押エ	ANGLED UPPER KNIFE GIB	1
24	179341-15	切屑押シ	WASTE GUARD	1
25	7023	平ネジ／Ｍ４×１６	SCREW	1
26	7213	平ネジ／Ｍ４×１６	SCREW	1
27	300248	座金	WASHER	1
28	273008	下メス台	LOWER KNIFE HOLDER	1
29	273009	下メス台	LOWER KNIFE HOLDER	1
30	7019	平ネジ／Ｍ４×１０	SCREW	1
31	273010	案内／下メス台	GUIDE/LOWER KNIFE HOLDER	1
32	7019	平ネジ／Ｍ４×１０	SCREW	2
33	240324	圧縮バネ	SPRING	1
34	273007	当板	PLATE	1
35	7019	平ネジ／Ｍ４×１０	SCREW	1
36	XXXXXX	下メス／厚メス	LOWER KNIFE/THICK	1
37	273012	下メス押エ	LOWER KNIFE CLAMP	1
38	7173	六角ネジ／Ｍ５×８	SCREW	1

ＸＸＸＸＸＸはゲージパーツです。
120~133頁のゲージパーツ表で確認してください。

ＸＸＸＸＸＸ is one of the gauge parts.
Please confirm the correct part by the gauge parts lists on pages 120~133.

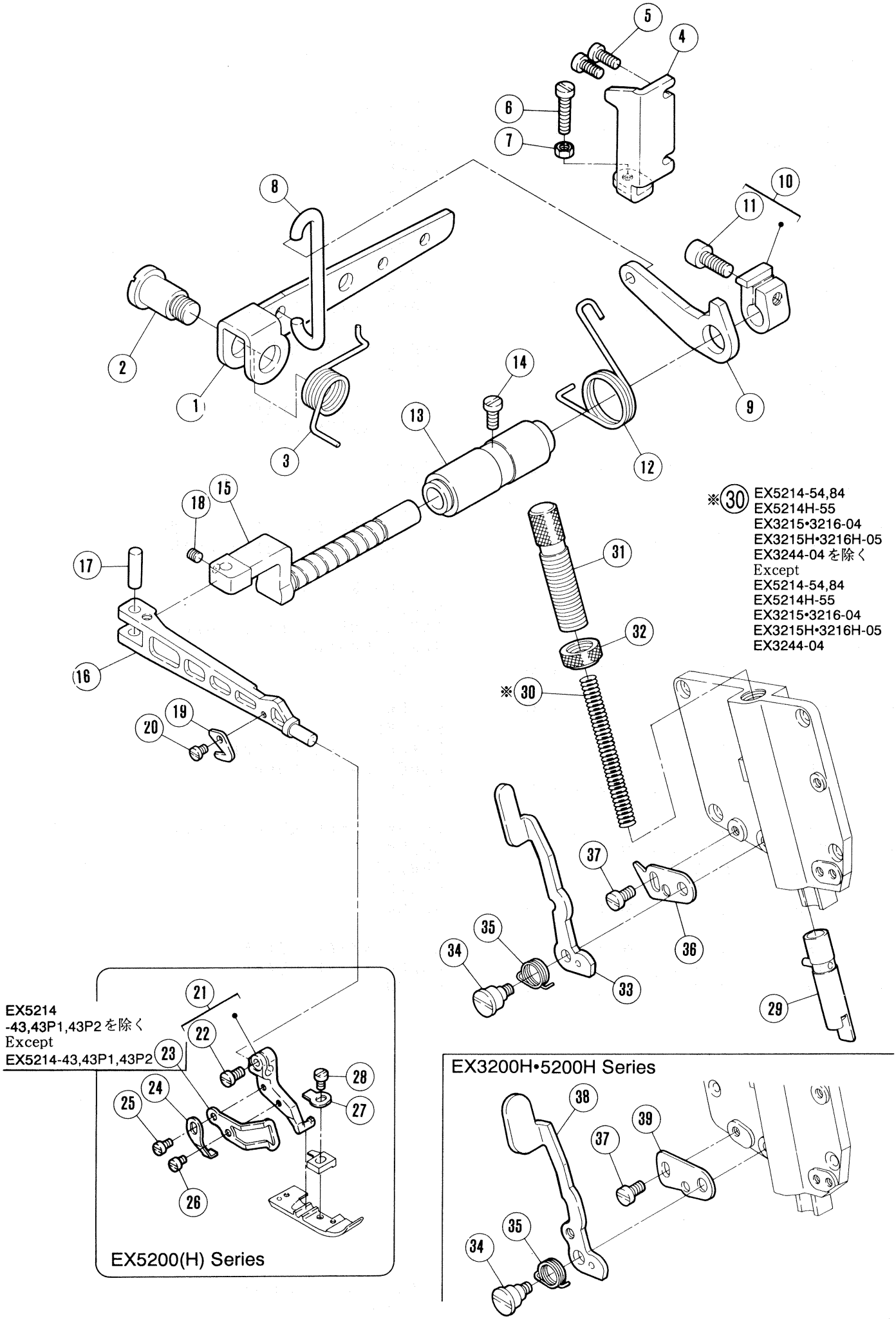
※30 EX5214-54,84
EX5214H-55
EX3215•3216-04
EX3215H•3216H-05
EX3244-04 を除く
Except
EX5214-54,84
EX5214H-55
EX3215•3216-04
EX3215H•3216H-05
EX3244-04
EX5214
-43,43P1,43P2 を除く
Except
EX5214-43,43P1,43P2
EX5200(H) Series
EX3200H•5200H Series

押エ機構　PRESSER FOOT MECHANISM

REF. NO.	PART NO. 部品番号	名　称	NAME	QT.
1	274007	レバー	LEVER	1
2	7060	段付ネジ／Ｍ１０	SCREW	1
3	274008	ネジリバネ	SPRING	1
4	274009	ストッパー	STOPPER	1
5	7020	平ネジ／Ｍ４×１０	SCREW	2
6	7175	平ネジ／Ｍ５×２４	SCREW	1
7	4805	六角ナット／Ｍ５	NUT	1
8	274006	リンク	LINK	1
9	274004	レバー	LEVER	1
10	274003-92	カラー	COLLAR	1
11	4534	平ネジ／Ｍ６×１４	SCREW	1
12	274005	ネジリバネ	SPRING	1
13	274002	ブッシュ	BUSHING	1
14	7020	平ネジ／Ｍ４×１０	SCREW	1
15	274001	軸／押エ台	SHAFT	1
16	274000-B	押エ台	PRESSER ARM	1
17	208549	平行ピン	PIN	1
18	4543	止ネジ	SCREW	1
19	202451	チェーンカッター	CHAIN CUTTER	1
20	7008	平ネジ／Ｃ３×５	SCREW	1
21	274018-92B	ホルダー	HOLDER	1
22	7013	平ネジ／Ｍ３．５×８	SCREW	1
23	274033	フィンガーガード	FINGER GUARD	1
24	274020	ストッパー	STOPPER	1
25	7009	平ネジ／Ｍ３×４	SCREW	1
26	7008	平ネジ／Ｃ３×５	SCREW	1
27	274019	板バネ	FLAT SPRING	1
28	5089	平ネジ	SCREW	1
29	274011-91	押エ棒	PRESSER BAR	1
30	208773A	圧縮バネ	SPRING	1
31	274014	調節ネジ	ADJUSTING SCREW	1
32	274015	ナット	NUT	1
33	274016	レバー	LEVER	1
34	7171	段付ネジ／Ｍ４	SCREW	1
35	274017	ネジリバネ	SPRING	1
36	274010	ストッパー	STOPPER	1
37	7019	平ネジ／Ｍ４×１０	SCREW	1
38	274039	レバー	LEVER	1
39	274040	ストッパー	STOPPER	1

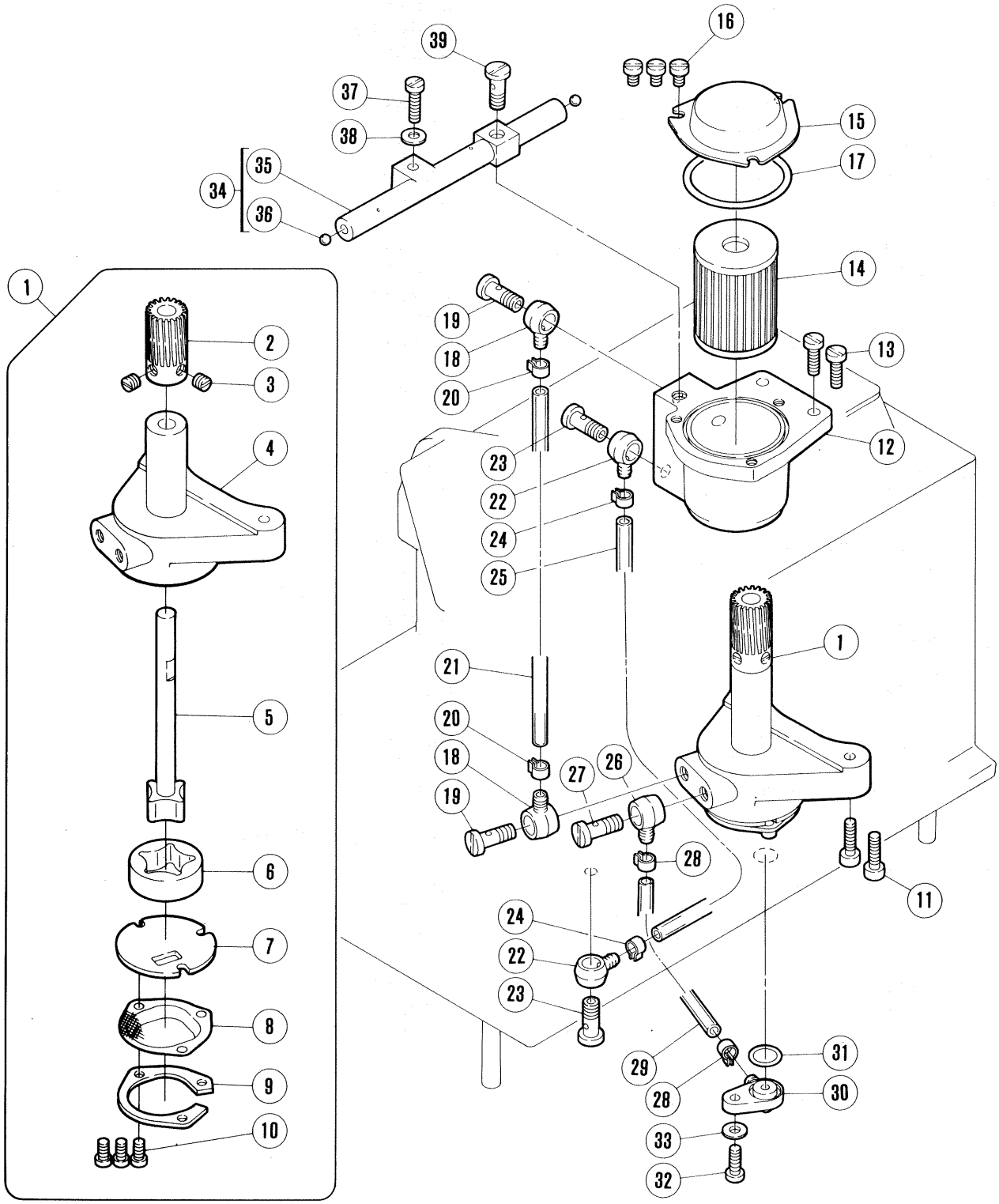
1
2
3
4
5
6
7
8
9
10
11
12
13
14
15
16
17
18
19
20
21
22
23
24
25
26
27
28
29
30
31
32
33
34
35
36
37
38
39

給油機構(1)

LUBRICATION MECHANISM (1)

＊=原則販売不可(Not for sale basically)

REF. NO.	PART NO. 部品番号	名　称	NAME	QT.
1	274505-91	ポンプ	PUMP	1
2	211618	ウォームホイール	WORM WHEEL	1
3	5060	止ネジ／C8×4.5	SCREW	2
＊4	274506	ポンプ本体	PUMP BODY	1
＊5	212978-91	ローター(内)軸	ROTOR (INSIDE) SHAFT	1
＊6	212981	ローター(外)	ROTOR (OUTSIDE)	1
＊7	274508	側板	CASING PLATE	1
8	213578	フィルター	FILTER	1
9	213579	当金	GUIDE	1
10	7013	平ネジ／M3.5×8	SCREW	3
11	4529	平ネジ／M4×16	SCREW	2
12	274509	タンク	TANK	1
13	7021	平ネジ／M4×12	SCREW	2
14	206233	エレメント	OIL FILTER	1
15	274510	蓋	COVER	1
16	7018	平ネジ／M4×6	SCREW	3
17	240307	Oリング	O RING	1
18	200136	継手	JOINT	2
19	240328	継手ネジ	SCREW	2
20	202199	クランプ	CLAMP	2
21	240327	チューブ	TUBE	1
22	200136	継手	JOINT	2
23	240328	継手ネジ	SCREW	2
24	202199	クランプ	CLAMP	2
25	240135	チューブ	TUBE	1
26	200136	継手	JOINT	1
27	240328	継手ネジ	SCREW	1
28	202199	クランプ	CLAMP	2
29	240334	チューブ	TUBE	1
30	274512	継手	JOINT	1
31	240020	Oリング	O RING	1
32	7021	平ネジ／M4×12	SCREW	1
33	303448	座金	WASHER	1
34	274515-91	油配分器(組)	OIL DISTRIBUTOR COMPLETE	1
＊35	274511	油配分器	OIL DISTRIBUTOR	1
36	210214	栓	PLUG	2
37	7023	平ネジ／M4×16	SCREW	1
38	303448	座金	WASHER	1
39	240328	継手ネジ	SCREW	1

EX3200 Series
EX5200 Series

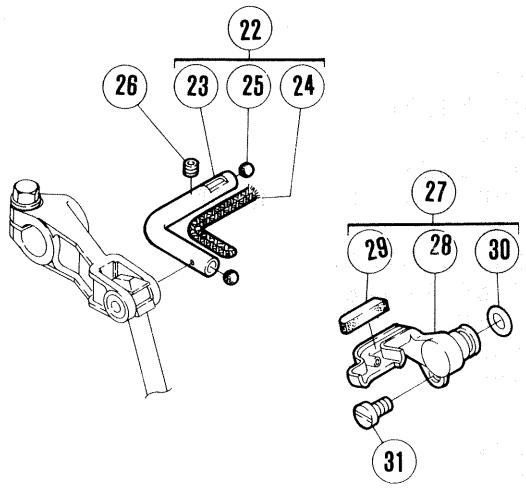

EX3200H Series
EX5200H Series

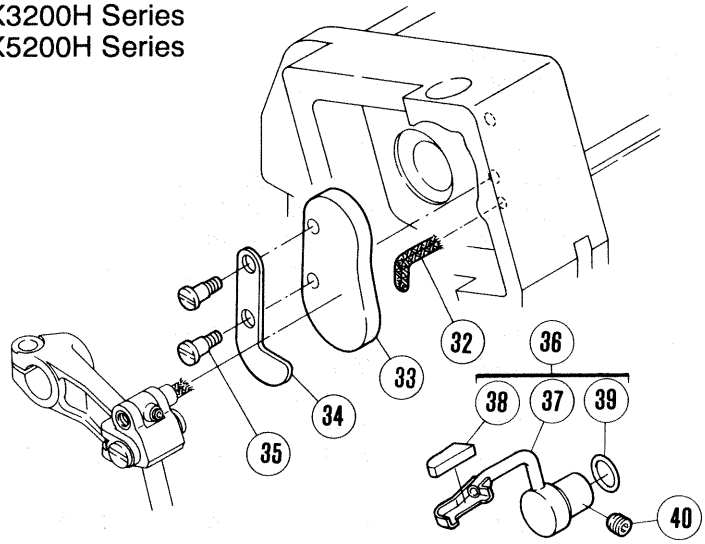

スタンダードリフト
Standard lift

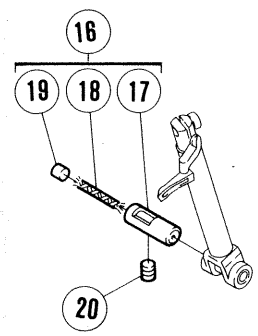

ハイリフト・超ハイリフト
ウルトラハイリフト
High lift •Extra-high lift
Ultra-high lift

EX32□□ (H)
EX52□□ (H) −□□/■□□

2: スタンダードリフト (Standad lift)
3: ハイリフト (High lift)
4: 超ハイリフト (Extra-high lift)
5: ウルトラハイリフト (Ultra-high lift)

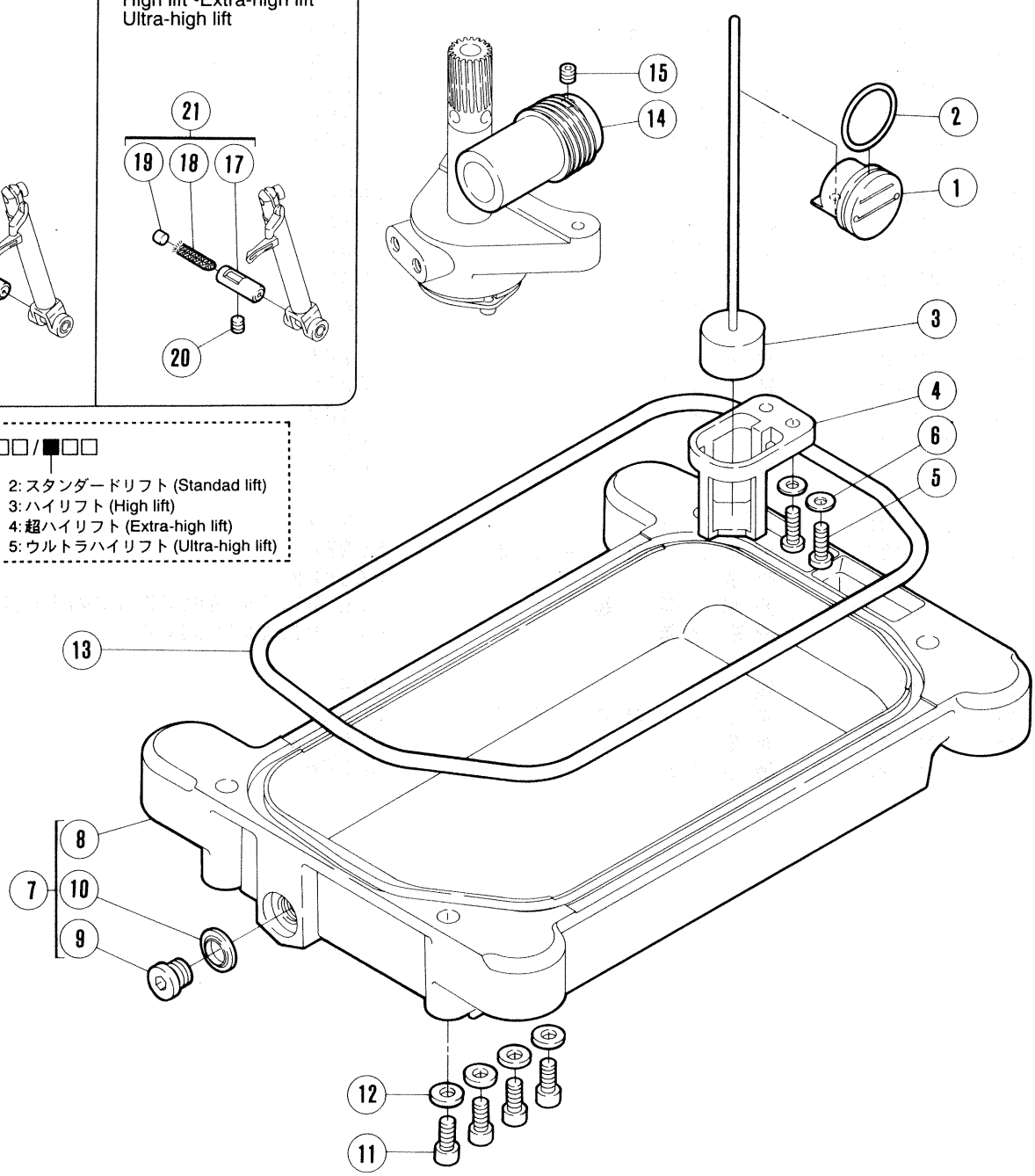

給油機構(2)

LUBRICATION MECHANISM (2)

＊=原則販売不可 (Not for sale basically)

REF. NO.	PART NO. 部品番号	名　称	NAME	QT.
1	274502	オイルゲージ	OIL SIGHT GAUGE	1
2	230043	Oリング	O RING	1
3	210193	オイル指示（組）	INDICATOR COMPLETE	1
4	210510	オイル指示受	INDICATOR SUPPORT	1
5	7021	平ネジ／M4×12	SCREW	2
6	303448	座金	WASHER	2
7	274503-91	オイルパン（組）	OIL RESERVOIR ASSEMBLY	1
＊8	274500	オイルパン	OIL RESERVOIR	1
9	5138B	平ネジ／H11×12	SCREW	1
10	202287A	ガスケット	GASKET	1
11	4531	六角穴ボルト／M5×12	BOLT	4
12	240339	座金	WASHER	4
13	274501	ガスケット	GASKET	1
14	274504	ウォーム	WORM	1
15	4514	止ネジ／M5×5	SCREW	1
16	274517A91	パイプ（組）	PIPE ASSEMBLY	1
*17	274514	パイプ	PIPE	1
18	202175	給油紐	OIL WICK	1
19	240038	栓	PLUG	1
20	4543	止ネジ／M4×4	SCREW	1
21	274517-91	パイプ（組）	PIPE ASSEMBLY	1
22	274516-91	パイプ（組）	PIPE ASSEMBLY	1
*23	274513	パイプ	PIPE	1
24	202175	給油紐	OIL WICK	1
25	240097	栓	PLUG	2
26	4543	止ネジ／M4×4	SCREW	1
27	274523-91	継手（組）	JOINT	1
*28	274518	継手	JOINT	1
29	274522	フェルト	OIL FELT	1
30	204185	Oリング	O RING	1
31	7019	平ネジ／M4×8	SCREW	1
32	202175	給油紐	OIL WICK	1
33	274529	フェルト	OIL FELT	1
34	274530	カバー	COVER	1
35	7192	段付ネジ／M4	SCREW	1
36	274551-91	継手（組）	JOINT	1
*37	274552-91	継手	JOINT	1
38	274556	フェルト	OIL FELT	1
39	204185	Oリング	O RING	1
40	4543	止ネジ／M4×4	SCREW	1

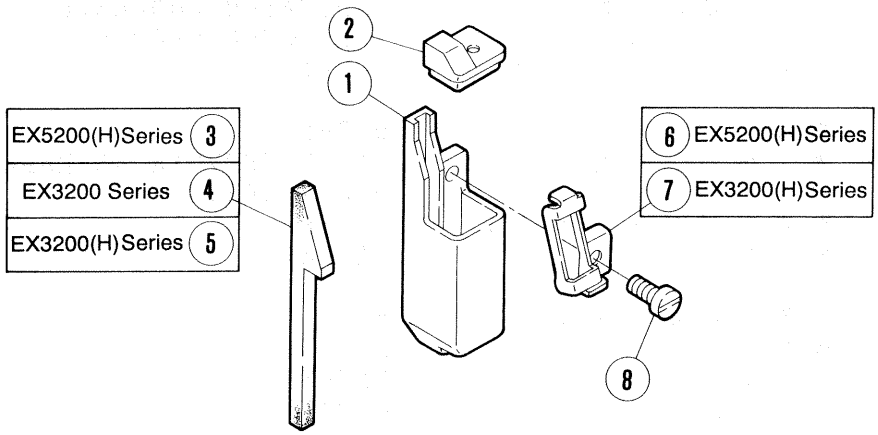
2
1
EX5200(H)Series 3
EX3200 Series 4
EX3200(H)Series 5
6 EX5200(H)Series
7 EX3200(H)Series
8

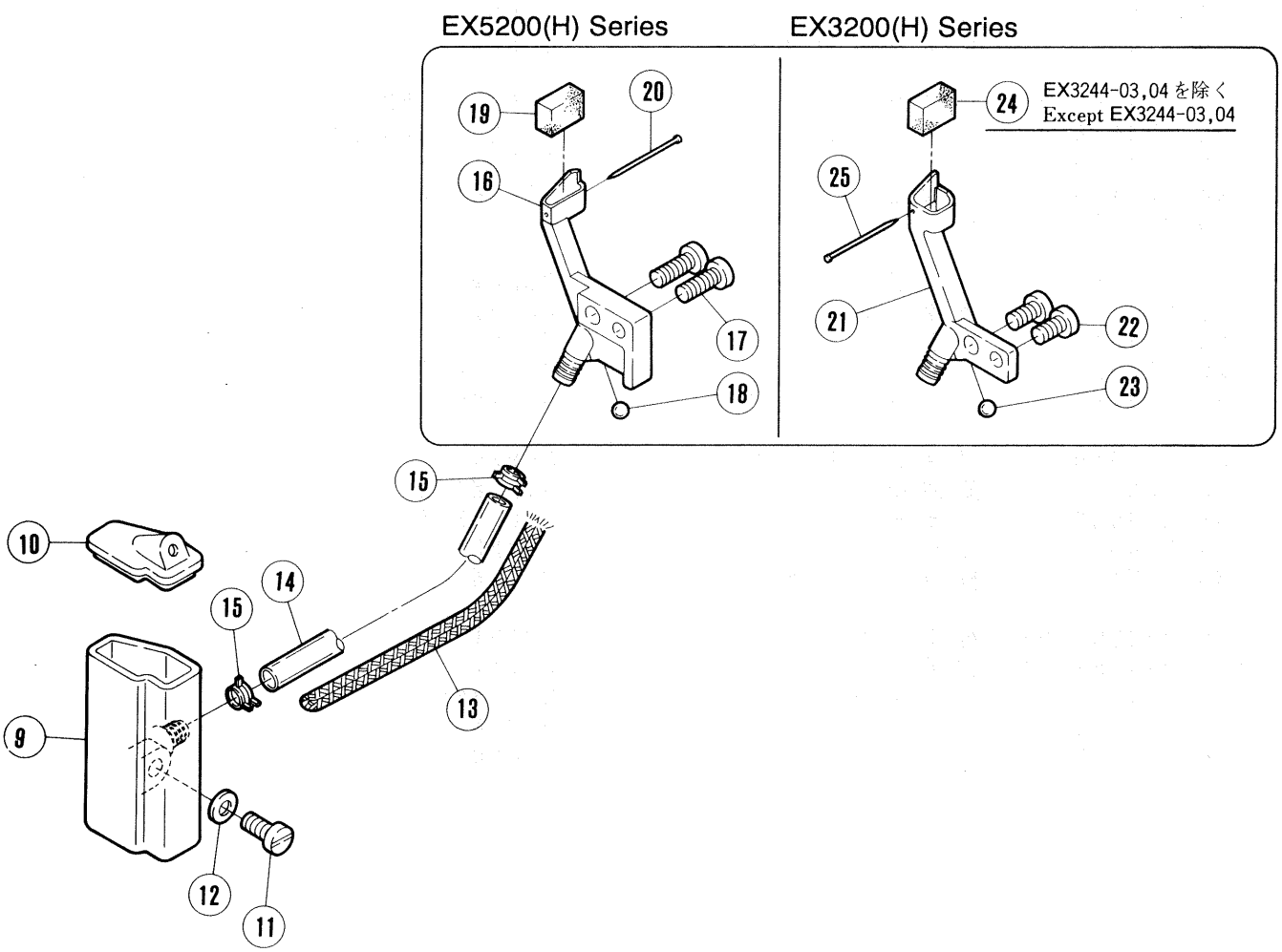
EX5200(H) Series
EX3200(H) Series
19
20
16
17
18
24
EX3244-03,04 を除く
Except EX3244-03,04
25
21
22
23
15
10
14
15
13
9
12
11

H.R.装置

H.R. DEVICE

REF. NO.	PART NO. 部品番号	名　称	NAME	QT.
1	275500	シリコンタンク（上）	SILICONE OIL RESERVOIR (UPPER)	1
2	275501	蓋	COVER	1
3	275503	フェルト	FELT	1
4	275508	フェルト	FELT	1
5	275546	フェルト	FELT	1
6	275502	糸案内	THREAD GUIDE	1
7	275507	糸案内	THREAD GUIDE	1
8	7020	平ネジ／Ｍ４×１０	SCREW	1
9	275504	シリコンタンク（下）	SILICONE OIL RESERVOIR (LOWER)	1
10	275505	蓋	COVER	1
11	7020	平ネジ／Ｍ４×１０	SCREW	1
12	303448	座金	WASHER	1
13	202175	給油紐	OIL WICK	1
14	240331	チューブ	TUBE	1
15	200155	クランプ	TUBE CLAMP	2
16	275506	針冷却器	NEEDLE THREAD LUBRICATOR	1
17	7021	平ネジ／Ｍ４×１２	SCREW	2
18	210214	栓	PLUG	1
19	204466	給油フェルト	OIL WICK	1
20	210766	止ピン	PIN	1
21	275509	針冷却器	NEEDLE THREAD LUBRICATOR	1
22	7019	平ネジ／Ｍ４×１０	SCREW	2
23	210214	栓	PLUG	1
24	204466	給油フェルト	OIL WICK	1
25	210766	止ピン	PIN	1

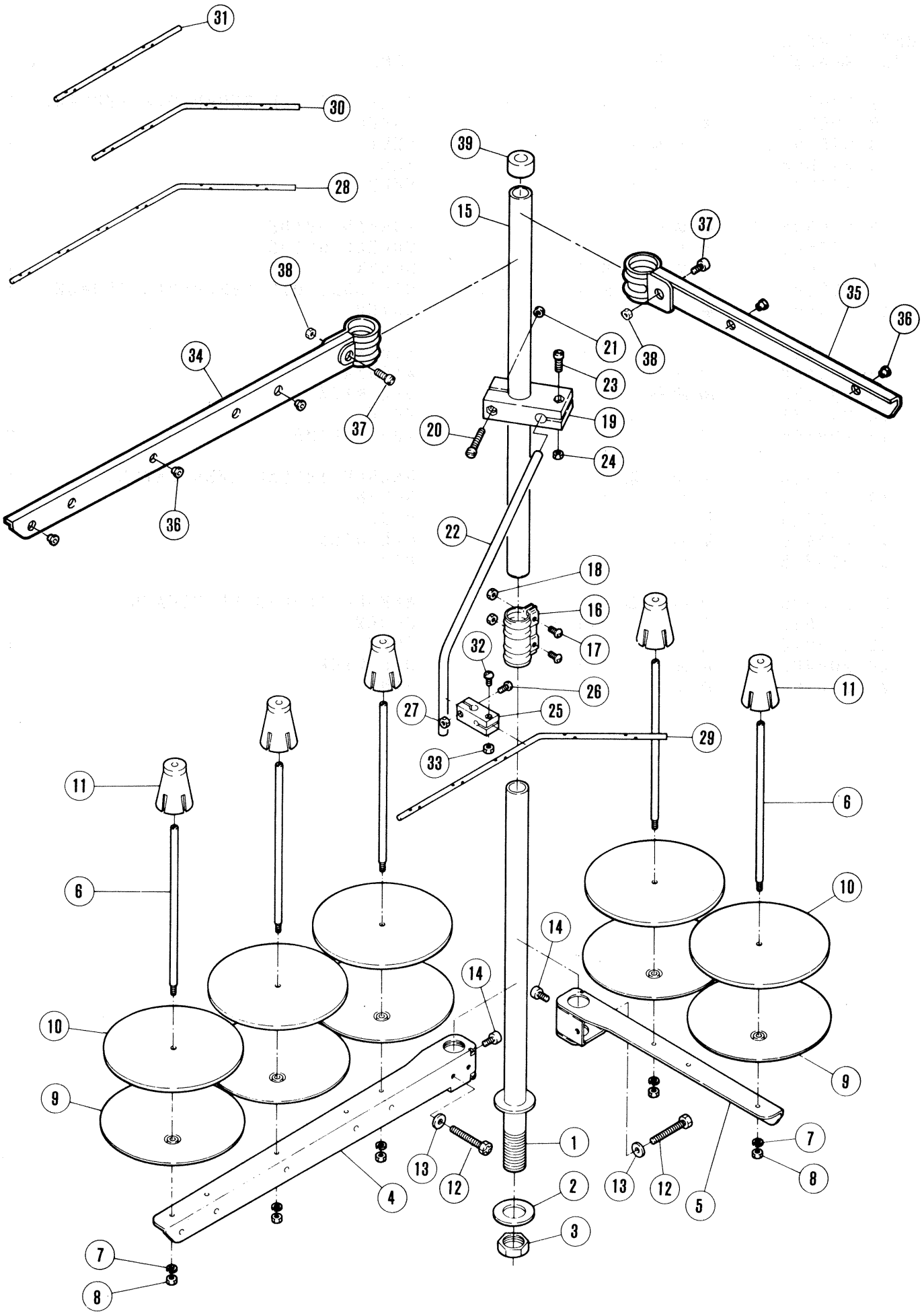
31
30
28
39
15
37
38
35
36
34
21
38
23
37
19
20
24
36
22
18
16
17
32
26
11
27
25
29
33
11
6
6
10
14
14
10
9
9
1
7
13
12
13
12
8
4
2
5
3
7
8

糸立台

THREAD STAND

REF. NO.	PART NO. 部品番号	名称	NAME	QT.			
	486-9C	糸立（組）（６本立）	THREAD STAND ASS. (6-SPOOLS)				1
	486A9C	糸立（組）（５本立）	THREAD STAND ASS. (5-SPOOLS)			1	
	486B9C	糸立（組）（４本立）	THREAD STAND ASS. (4-SPOOLS)		1		
	486C9C	糸立（組）（３本立）	THREAD STAND ASS. (3-SPOOLS)	1			
1	503-CA	スタンド棒（下）	THREAD STAND ROD (LOWER)	1	1	1	1
2	509	座金	WASHER	1	1	1	1
3	5476	六角ナット	NUT	1	1	1	1
4	505-CA	ブラケット（３本立）	BRACKET	1		1	1
5	505ACA	ブラケット（２本立）	BRACKET		2	1	
6	380A	糸立棒	SPOOL PIN	3	4	5	6
7	201252	バネ座金	SPRING WASHER	3	4	5	6
8	4803	六角ナット／Ｍ４	NUT	3	4	5	6
9	381-CA	受皿	SPOOL TRAY	3	4	5	6
10	507	ウレタン	CUSHION	3	4	5	6
11	382-CA	ユレ止メ	SPOOL RETAINING FIN	3	4	5	6
12	7102	六角ネジ／Ｍ６×３２	SCREW	1	2	2	2
13	512	座金	WASHER	1	2	2	2
14	4022	平ネジ／Ｍ６×１０	SCREW	1	2	2	2
15	502-CA	スタンド棒（上）	THREAD STAND ROD (UPPER)	1	1	1	1
16	504-CA	ジョイント	JOINT	1	1	1	1
17	4021	平ネジ／Ｍ５×１６	SCREW	2	2	2	2
18	4805	六角ナット／Ｍ５	NUT	2	2	2	2
19	383-CA	ブラケット	BRACKET	1	1	1	1
20	4014	平ネジ／Ｍ４×２５	SCREW	1	1	1	1
21	4803	六角ナット／Ｍ４	NUT	1	1	1	1
22	384	糸道棒腕	THREAD GUIDE BAR ROD	1	1	1	1
23	4012	平ネジ／Ｍ４×１２	SCREW	2	2	2	2
24	4803	六角ナット／Ｍ４	NUT	2	2	2	2
25	233-CA	ホルダー	HOLDER	1	1	1	1
26	4012	平ネジ／Ｍ４×１２	SCREW	1	1	1	1
27	4803	六角ナット／Ｍ４	NUT	1	1	1	1
28	293	糸道棒（６本立）	THREAD GUIDE BAR (6-SPOOLS)				1
29	293A	糸道棒（５本立）	THREAD GUIDE BAR (5-SPOOLS)			1	
30	293B	糸道棒（４本立）	THREAD GUIDE BAR (4-SPOOLS)		1		
31	293C	糸道棒（３本立）	THREAD GUIDE BAR (3-SPOOLS)	1			
32	4012	平ネジ／Ｍ４×１２	SCREW	1	1	1	1
33	4803	六角ナット／Ｍ４	NUT	1	1	1	1
34	527-CA	ブラケット（３本立）	BRACKET	1		1	
35	527ACA	ブラケット（２本立）	BRACKET		2	1	
36	506	糸道	THREAD GUIDE	3	4	5	6
37	4117	止ネジ／Ｍ５×１２	SCREW	1	2	2	2
38	4805	六角ナット／Ｍ５	NUT	1	2	2	2
39	386	キャップ	ROD CAP	1	1	1	1

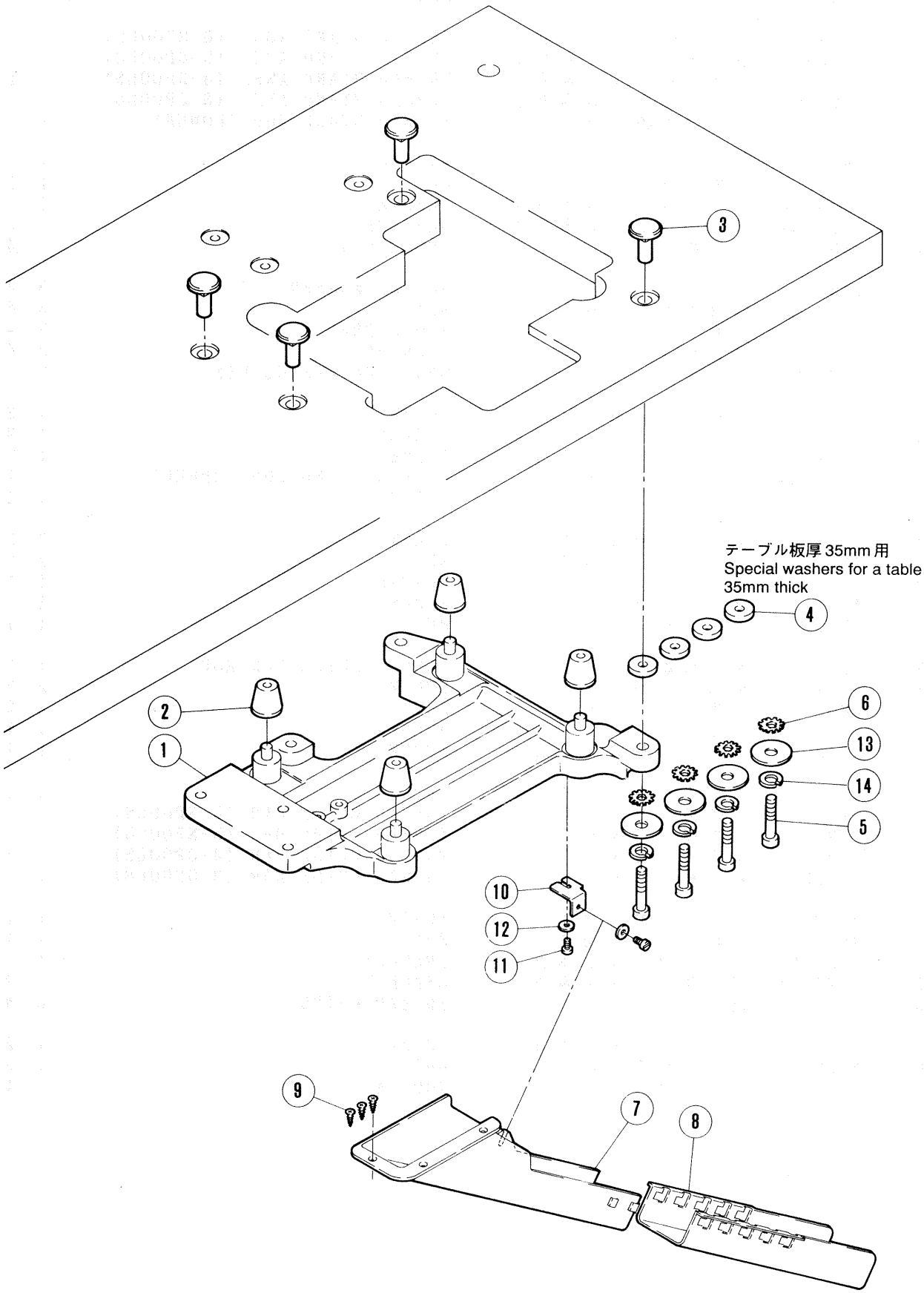
テーブル板厚35mm用
Special washers for a table
35mm thick
1
2
3
4
5
6
7
8
9
10
11
12
13
14

半沈床式据付付属品

PARTS FOR SEMI-SUBMERGED INSTALLATION

REF. NO.	PART NO. 部品番号	名　称	NAME	QT.
1	276001	据付板	REST BOARD	1
2	179483-05	クッションゴム	CUSHION RUBBER	4
3	206336	半沈用ナット	NUT	4
4	205467	スペーサー	SPACER	4
5	4575	ボルト／Ｍ８×４５	BOLT	4
6	240304	歯付座金	WASHER	4
7	276002-UA	シュータ－（上）	WASTE CHUTE	1
8	276003-UA	シュータ－（下）	WASTE CHUTE	1
9	4904	木ネジ（皿）／３．５	SCREW	3
10	276004	取付板	BRACKET	1
11	4109	平ネジ／Ｍ４×１０	SCREW	2
12	240104	座金	WASHER	2
13	206337	座金	WASHER	4
14	201447	バネ座金	SPRING WASHER	4

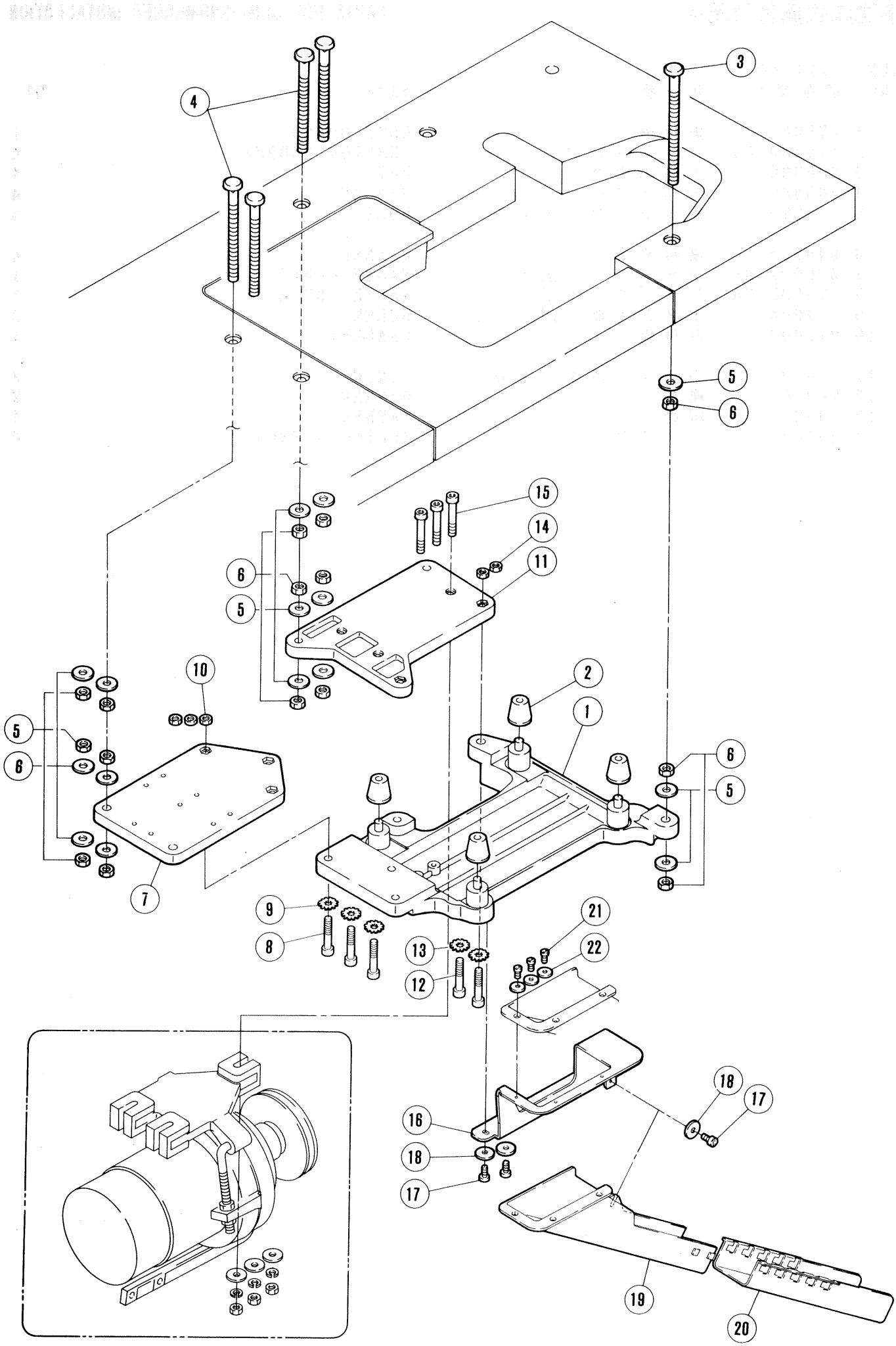
3
4
5
6
15
14
11
6
5
10
2
1
5
6
6
5
7
9
8
13
12
21
22
16
18
17
18
17
19
20

全沈床式据付付属品

PARTS FOR FULLY-SUBMERGED INSTALLATION

REF. NO.	PART NO. 部品番号	名　称	NAME	QT.
1	276001	据付板	REST BOARD	1
2	179483-05	クッションゴム	CUSHION RUBBER	4
3	7237	ボルト	BOLT	1
4	7236	ボルト	BOLT	4
5	202700	座金	WASHER	15
6	4816	六角ナット／M10	NUT	15
7	276012	補助板	PLATE	1
8	4575	ボルト／M8×45	BOLT	3
9	240304	歯付座金	WASHER	3
10	4808	六角ナット／M8	NUT	3
11	276013	補助板	ANGLED UPPER KNIFE PLATE	1
12	4575	ボルト／M8×45	BOLT	2
13	240304	歯付座金	WASHER	2
14	4808	六角ナット／M8	NUT	2
15	4512	平ネジ／M8×55	SCREW	3
16	276014	取付板	BRACKET	1
17	4109	平ネジ／M4×10	SCREW	3
18	240104	座金	WASHER	3
19	276002-UA	シューター（上）	WASTE CHUTE	1
20	276003-UA	シューター（下）	WASTE CHUTE	1
21	7013	平ネジ／M3．5×8	SCREW	3
22	167066	座金	WASHER	3

地縫い (Plain seaming)

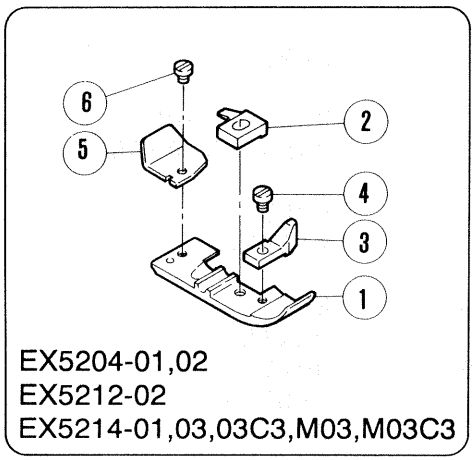

EX5204-01,02
EX5212-02
EX5214-01,03,03C3,M03,M03C3

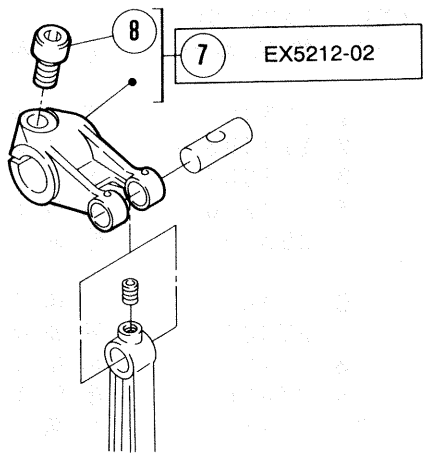

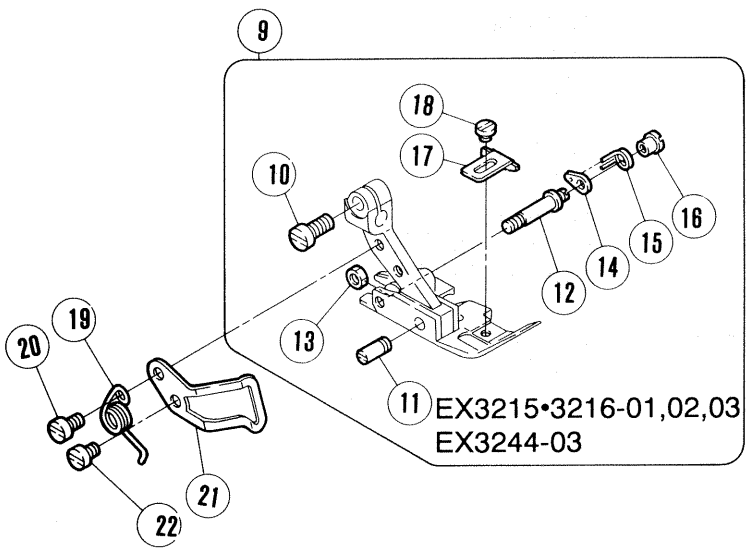

EX3215•3216-01,02,03
EX3244-03

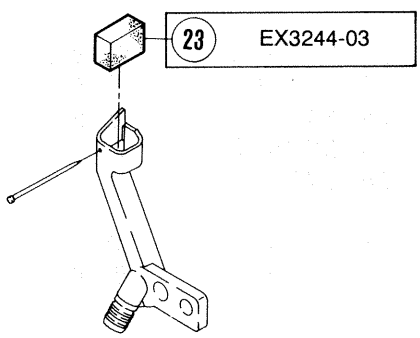

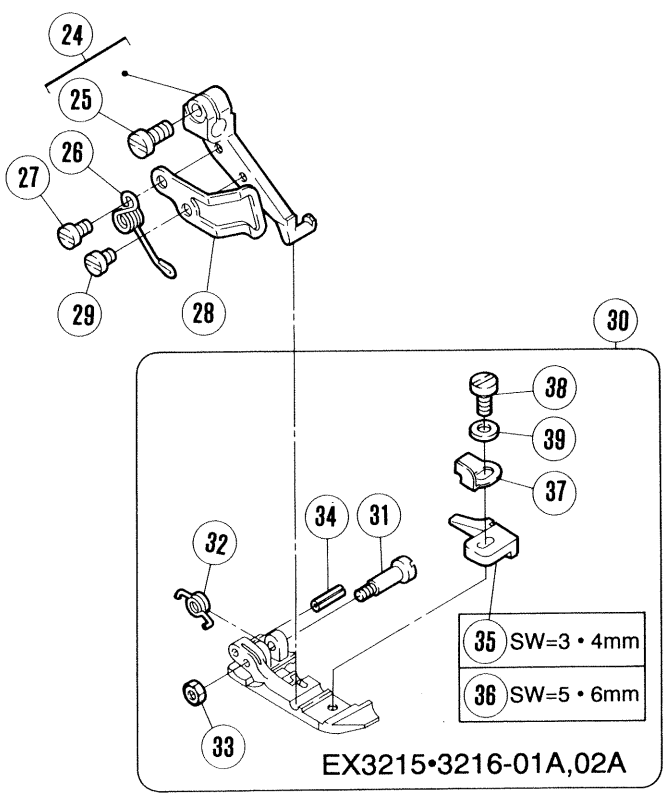

EX3215•3216-01A,02A

専用部品(1)

SPECIFIC PARTS (1)

＊=原則販売不可 (Not for sale basically)

REF. NO.	PART NO. 部品番号	名　称	NAME	QT.
1	XXXXXX	押エ	PRESSER FOOT	1
2	XXXXXX	押エ爪	PRESSER FOOT FINGER	1
3	277126	補助押エ	FABRIC GUARD	1
4	1231	平ネジ／C 1 × 3．4	SCREW	1
5	211600	押エ補助板	UNCURLER	1
6	5030	平ネジ／C 1 × 2．3	SCREW	1
7	271014-92	クランク	CRANK	1
8	4533	平ネジ	SCREW	1
9	XXXXXX	押エ (組)	PRESSER FOOT COMPLETE	1
10	7013	平ネジ／M 3．5 × 8	SCREW	1
11	208958-B	ピン付ネジ／C 3	SCREW	1
12	212499-B	段付ピン	PIN	1
13	5409	六角ナット／C 3	NUT	1
14	212498	ラッチ	LATCH	1
15	274028	ネジリバネ	SPRING	1
16	3153	ナット	NUT	1
17	208531	補助押エ	FABRIC GUARD	1
18	5030	平ネジ／C 1 × 2．3	SCREW	1
19	274022	ネジリバネ	SPRING	1
20	7009	平ネジ／M 3 × 4	SCREW	1
21	274026	フィンガーガード	FINGER GUARD	1
22	7008	平ネジ／C 3 × 5	SCREW	1
23	275528	フェルト	FELT	1
24	274021-92	ホルダー	HOLDER	1
25	7013	平ネジ／M 3．5 × 8	SCREW	1
26	274023	ネジリバネ	SPRING	1
27	7009	平ネジ／M 3 × 4	SCREW	1
28	274025	フィンガーガード	FINGER GUARD	1
29	7008	平ネジ／C 3 × 5	SCREW	1
30	XXXXXX	押エ	PRESSER FOOT	1
31	211919	段付ピン	PIN	1
32	211918	ネジリバネ	SPRING	1
33	3150	六角ナット／C 1	NUT	1
34	211920	スプリングピン	PIN	1
35	211915	押エ爪	PRESSER FOOT FINGER	1
36	211916	押エ爪	PRESSER FOOT FINGER	1
37	211917	取付板	BRACKET	1
38	5089	平ネジ	SCREW	1
39	300248	座金	WASHER	1

XXXXXXはゲージパーツです。
120~133頁のゲージパーツ表で確認してください。

XXXXXX is one of the gauge parts.
Please confirm the correct part by the gauge parts lists on pages 120~133.

地縫い (Plain seaming)
裾引き (Blindhemming)
EX5204-02H

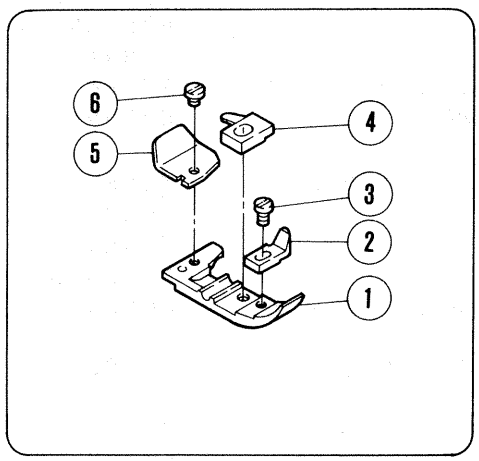

裾引き (Blindhemming)

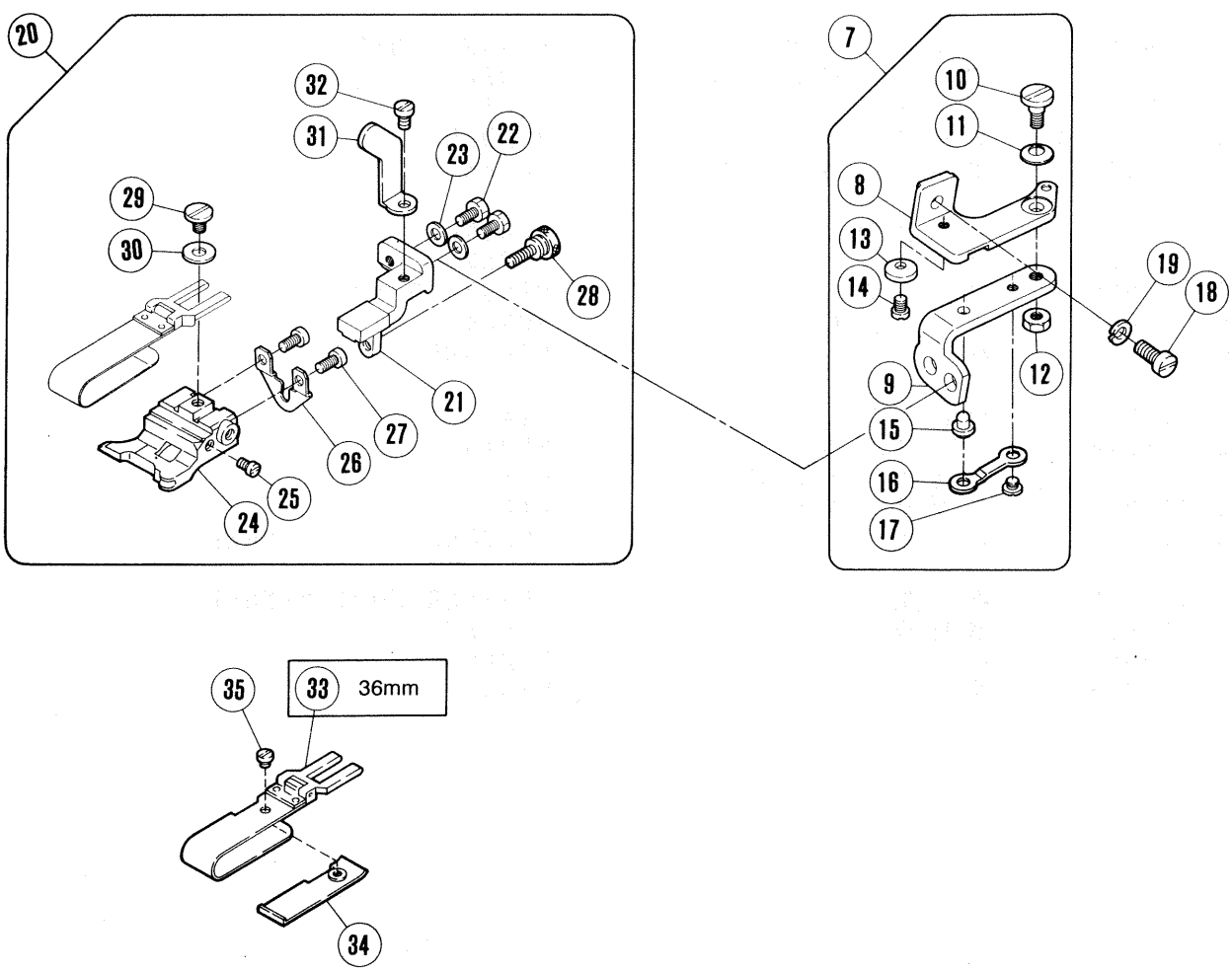

専用部品(2)

SPECIFIC PARTS (2)

＊=原則販売不可 (Not for sale basically)

REF. NO.	PART NO. 部品番号	名　称	NAME	QT.
1	XXXXXX	押エ	PRESSER FOOT	1
2	211994	補助押エ	FABRIC GUARD	1
3	1333	平ネジ／Ｃ１×４	SCREW	1
4	XXXXXX	押エ爪	PRESSER FOOT FINGER	1
5	211600	押エ補助板	UNCURLER	1
6	5030	平ネジ／Ｃ１×２．３	SCREW	1
7	210685	定規ブラケット（組）	CLOTH GUIDE BRACKET ASSEMBLY	1
8	210680	定規ブラケット	CLOTH GUIDE BRACKET	1
9	210681	ヒンジ／定規ブラケット	HINGE/EDGE GUIDE BRACKET	1
10	5184	段付ネジ／Ｃ５	SCREW	1
11	201191	皿バネ	SPRING	1
12	3044	六角ナット／Ｃ５	NUT	1
13	210682	ストッパー／ヒンジ	STOPPER	1
14	5053	平ネジ／Ｃ４×４．８	SCREW	1
15	210683	段付ピン	PIN	1
16	210684	板バネ	FLAT SPRING	1
17	2906	平ネジ／Ｃ４×２．６	SCREW	1
18	7020	平ネジ／Ｍ４×１０	SCREW	1
19	201252	バネ座金	SPRING WASHER	1
20	212265	裾引定規台（組）	CLOTH GUIDE COMPLETE	1
21	210690	ブラケット	BRACKET	1
22	5088	六角ネジ／Ｃ４×７．５	SCREW	2
23	167066	座金	WASHER	2
24	212266	裾引定規台	CLOTH GUIDE	1
25	5057	平ネジ／Ｃ３×５	SCREW	1
26	210689	調節板	ADJUSTING PLATE	1
27	5157	平ネジ／Ｃ３×４．５	SCREW	2
28	5363	調節ネジ	SCREW	1
29	2905	平ネジ／Ｃ５×４．５	SCREW	1
30	137142	座金	WASHER	1
31	212267	ストッパー	STOPPER	1
32	1206	平ネジ／Ｃ４×５．３	SCREW	1
33	212268A91	定規羽根　（３６ＭＭ）	FOLDER COMPLETE (36MM)	1
34	205835A	補助羽根	AUXILIARY PLATE	1
35	5299	平ネジ／Ｃ３×２．６	SCREW	1

ＸＸＸＸＸＸはゲージパーツです。
120~133頁のゲージパーツ表で確認してください。

XXXXXX is one of the gauge parts.
Please confirm the correct part by the gauge parts lists on pages 120~133.

地縫い (Plain seaming)
EX3215•3216-04
EX3215H•3216H-05

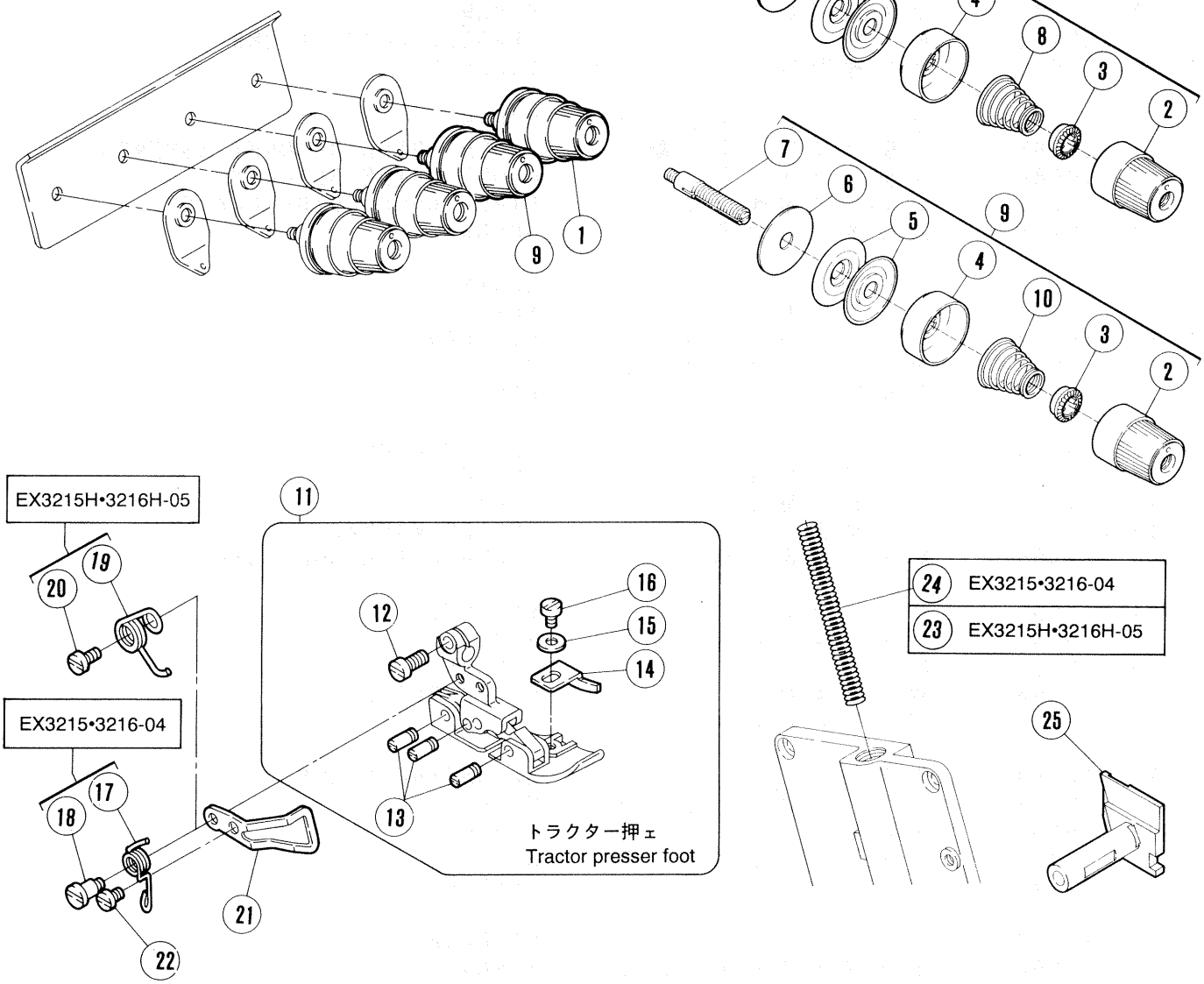

専用部品(3)

SPECIFIC PARTS (3)

REF. NO.	PART NO. 部品番号	名称	NAME	QT.
1	210530A9U	糸調子（組）	THREAD TENSION COMPLETE	1
2	208447-UA	調子ナット	POST NUT	1
3	208448	ラチェット	SPRING BUSHING	1
4	208450-UA	受皿	CUP	1
5	210319	調子皿	TENSION DISC	2
6	208449	フェルト	FELT	1
7	5082A	調子棒／C5	SCREW STUD	1
8	201086A	圧縮バネ（中）	SPRING (MEDIUM)	1
9	210531-9U	糸調子（組）	THREAD TENSION COMPLETE	1
10	201068	圧縮バネ（弱）	SPRING (LIGHT)	1
11	XXXXXX	押エ（組）	PRESSER FOOT COMPLETE	1
12	7013	平ネジ／M3．5×8	SCREW	1
13	208958-B	ピン付ネジ／C3	SCREW	3
14	277108	補助押エ	FABRIC GUARD	1
15	202875	座金	WASHER	1
16	5157	平ネジ／C3×4．5	SCREW	1
17	274024	ネジリバネ	SPRING	1
18	7166	段付ネジ／M3	SCREW	1
19	274034	ネジリバネ	SPRING	1
20	7009	平ネジ／M3×4	SCREW	1
21	274027	フィンガーガード	FINGER GUARD	1
22	7008	平ネジ／C3×5	SCREW	1
23	240347	圧縮バネ	SPRING	1
24	210337A	圧縮バネ	SPRING	1
25	273009A	下メス台	LOWER KNIFE HOLDER	1
26	275030A	糸道	THREAD EYELET	1
27	240302	スペーサー	SPACER	1
28	270500C	クランク軸	CRANKSHAFT	1
29	270512B	クランク軸	CRANKSHAFT	1
30	7151	止ネジ	SCREW	5

XXXXXXはゲージパーツです。
120~133頁のゲージパーツ表で確認してください。

XXXXXX is one of the gauge parts.
Please confirm the correct part by the gauge parts lists on pages 120~133.

地縫い (Plain seaming)
EX3244-04

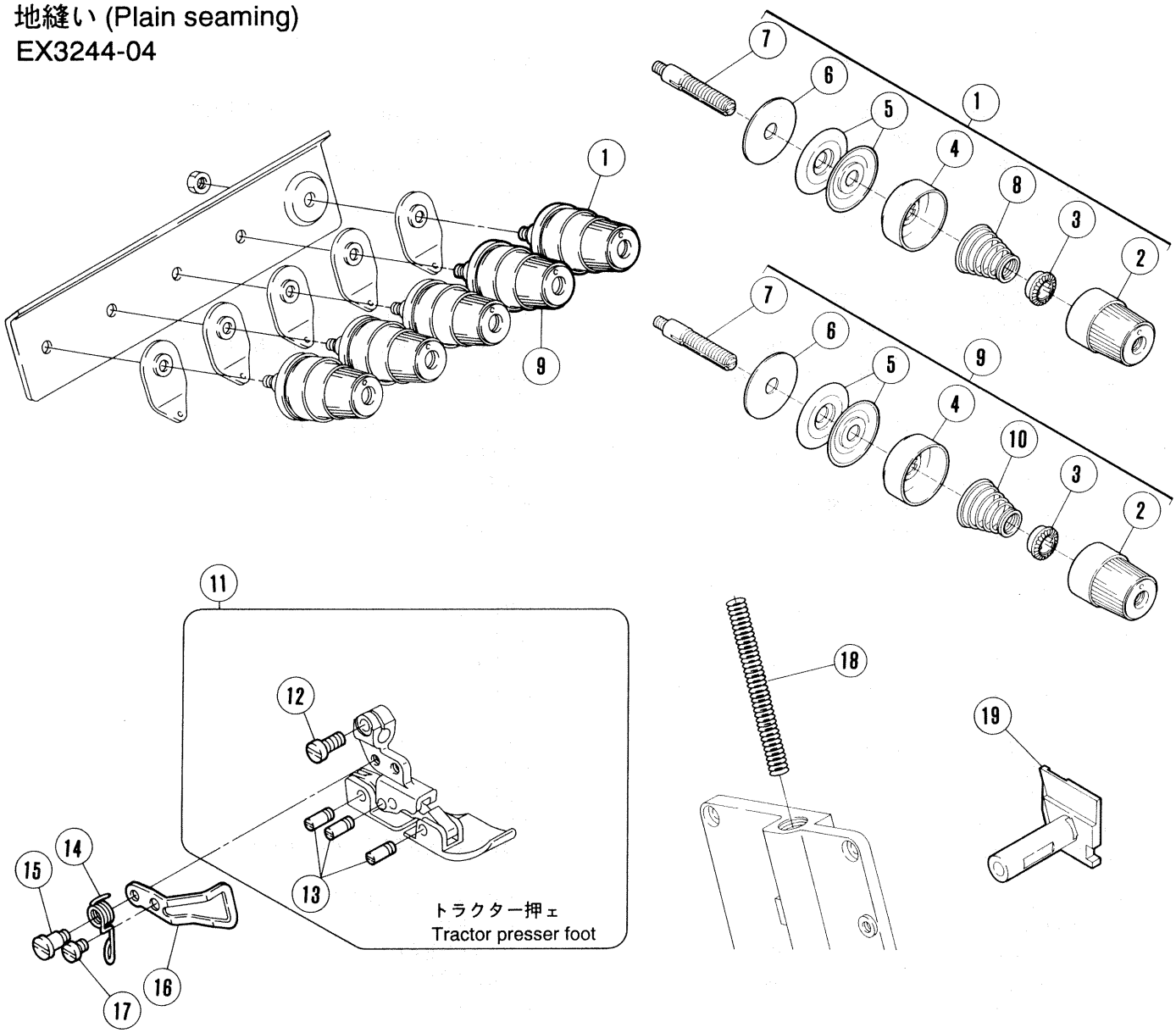

専用部品(4)

SPECIFIC PARTS (4)

REF. NO.	PART NO. 部品番号	名称	NAME	QT.
1	210530A9U	糸調子（組）	THREAD TENSION COMPLETE	1
2	208447-UA	調子ナット	POST NUT	1
3	208448	ラチェット	SPRING BUSHING	1
4	208450-UA	受皿	CUP	1
5	210319	調子皿	TENSION DISC	2
6	208449	フェルト	FELT	1
7	5082A	調子棒／C5	SCREW STUD	1
8	201086A	圧縮バネ（中）	SPRING (MEDIUM)	1
9	210531-9U	糸調子（組）	THREAD TENSION COMPLETE	1
10	201068	圧縮バネ（弱）	SPRING (LIGHT)	1
11	XXXXXX	押エ（組）	PRESSER FOOT COMPLETE	1
12	7013	平ネジ／M3．5×8	SCREW	1
13	208958-B	ピン付ネジ／C3	SCREW	3
14	274024	ネジリバネ	SPRING	1
15	7166	段付ネジ／M3	SCREW	1
16	274027	フィンガーガード	FINGER GUARD	1
17	7008	平ネジ／C3×5	SCREW	1
18	210337A	圧縮バネ	SPRING	1
19	273009A	下メス台	LOWER KNIFE HOLDER	1
20	275030A	糸道	THREAD EYELET	1
21	275528	フェルト	FELT	1
22	240302	スペーサー	SPACER	1
23	277500C	クランク軸	SHAFT	1
24	7151	止ネジ	SCREW	5

XXXXXXはゲージパーツです。
120~133頁のゲージパーツ表で確認してください。

XXXXXX is one of the gauge parts.
Please confirm the correct part by the gauge parts lists on pages 120~133.

裾引き (Blindhemming)
EX5203•5205-12

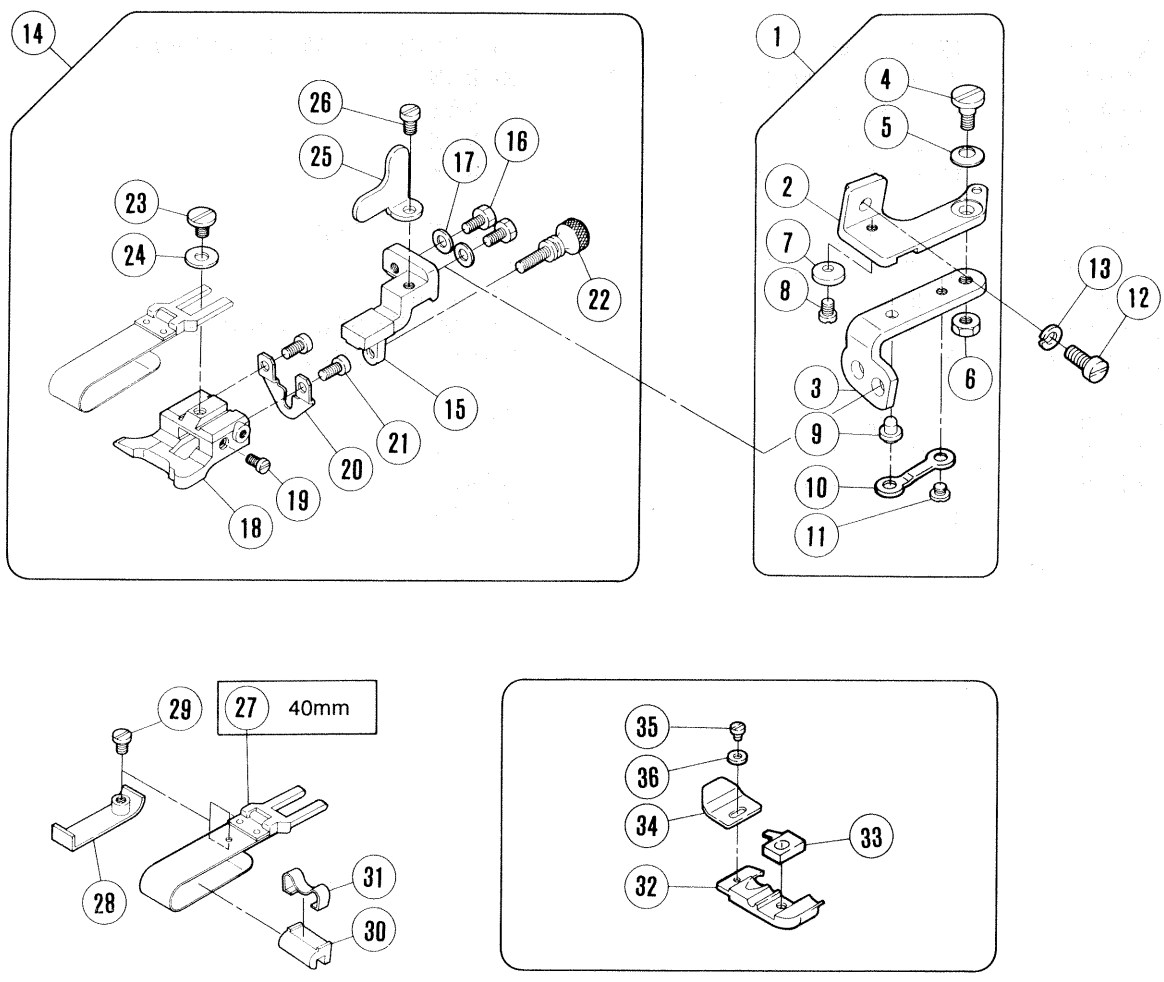

専用部品(5)

SPECIFIC PARTS (5)

＊=原則販売不可 (Not for sale basically)

REF. NO.	PART NO. 部品番号	名　称	NAME	QT.
1	210685	定規ブラケット（組）	CLOTH GUIDE BRACKET ASSEMBLY	1
2	210680	定規ブラケット	CLOTH GUIDE BRACKET	1
3	210681	ヒンジ／定規ブラケット	HINGE/EDGE GUIDE BRACKET	1
4	5184	段付ネジ／Ｃ５	SCREW	1
5	201191	皿バネ	SPRING	1
6	3044	六角ナット／Ｃ５	NUT	1
7	210682	ストッパー／ヒンジ	STOPPER	1
8	5053	平ネジ／Ｃ４×４．８	SCREW	1
9	210683	段付ピン	PIN	1
10	210684	板バネ	FLAT SPRING	1
11	2906	平ネジ／Ｃ４×２．６	SCREW	1
12	7020	平ネジ／Ｍ４×１０	SCREW	1
13	201252	バネ座金	SPRING WASHER	1
14	210691	裾引定規台（組）	CLOTH GUIDE COMPLETE	1
15	210690	ブラケット	BRACKET	1
16	5088	六角ネジ／Ｃ４×７．５	SCREW	2
17	167066	座金	WASHER	2
18	205361	裾引定規台	CLOTH GUIDE	1
19	5057	平ネジ／Ｃ３×５	SCREW	1
20	210689	調節板	ADJUSTING PLATE	1
21	5157	平ネジ／Ｃ３×４．５	SCREW	2
22	2430	調節ネジ／Ｃ３	SCREW	1
23	2905	平ネジ／Ｃ５×４．５	SCREW	1
24	137142	座金	WASHER	1
25	210692	ストッパー	STOPPER	1
26	1206	平ネジ／Ｃ４×５．３	SCREW	1
27	201211C91	定規羽根（４０ＭＭ）	FOLDER COMPLETE (40MM)	1
28	205835	補助羽根	AUXILIARY PLATE	1
29	5299	平ネジ／Ｃ３×２．６	SCREW	1
30	303312A	羽根駒	REGULATOR	1
31	303313	板バネ	FLAT SPRING	1
32	XXXXXX	押エ	PRESSER FOOT	1
33	XXXXXX	押エ爪	PRESSER FOOT FINGER	1
34	210584	押エ補助板	UNCURLER	1
35	5030	平ネジ／Ｃ１×２．３	SCREW	1
36	210585	座金	WASHER	1

ＸＸＸＸＸＸはゲージパーツです。
120~133頁のゲージパーツ表で確認してください。

ＸＸＸＸＸＸ is one of the gauge parts.
Please confirm the correct part by the gauge parts lists on pages 120~133.

サージング (Serging)

EX5203-22

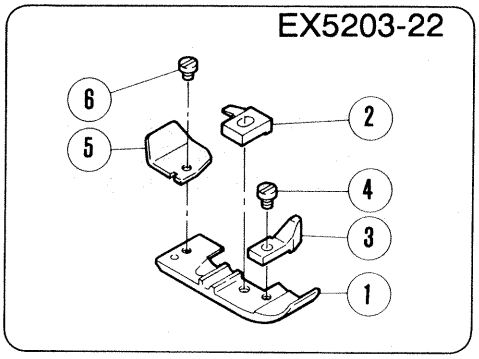

EX5204•5214-24

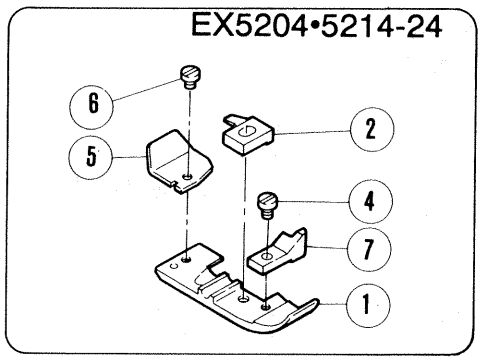

EX5204•5214-24

EX5214-24

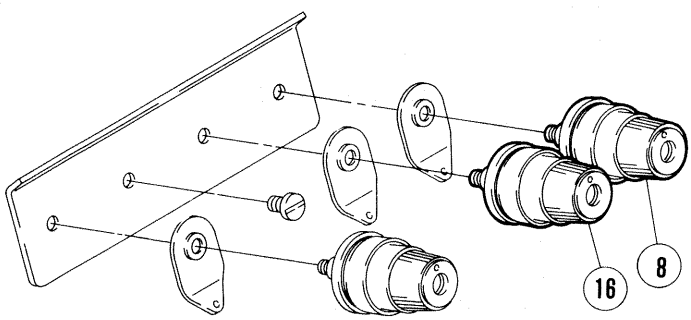

EX5204-24

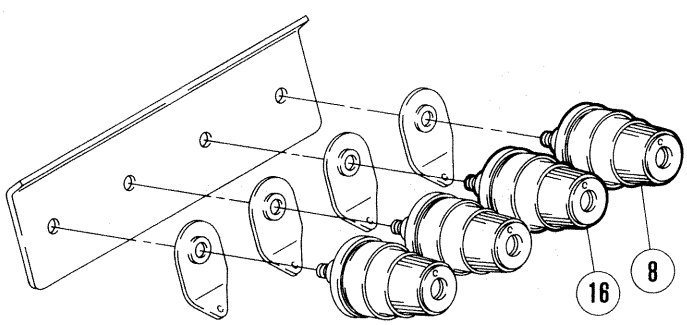

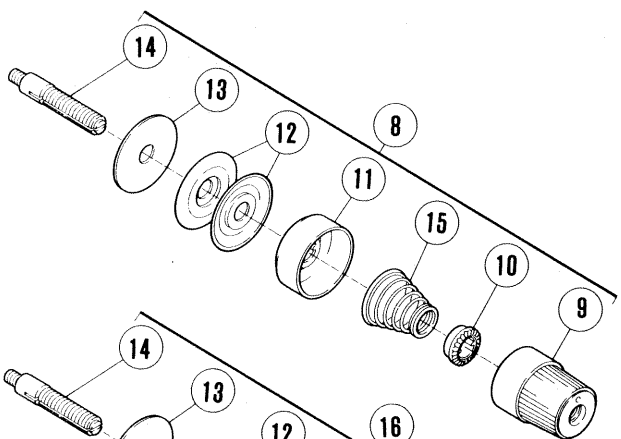

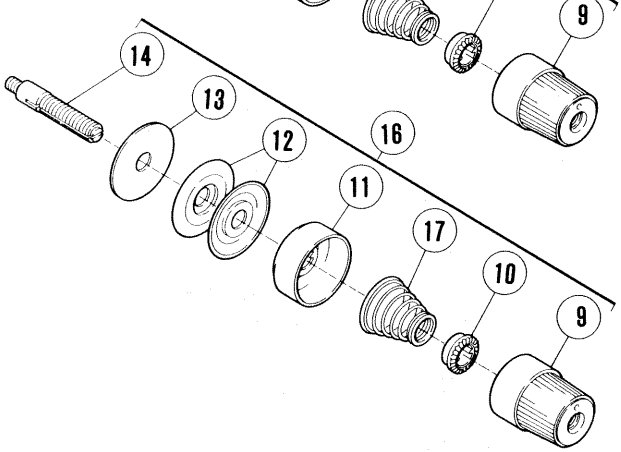

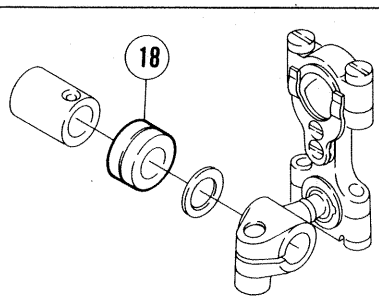

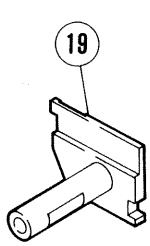

巻き縫い (Turn down hemming)

EX5204-32R1,32R2

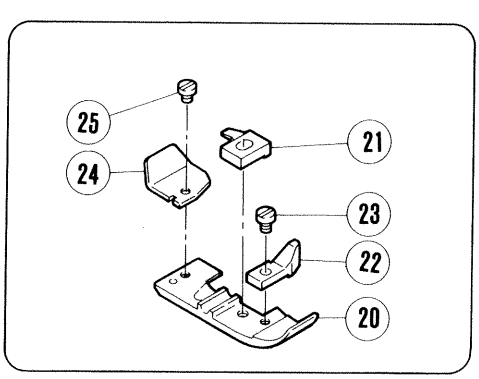

専用部品(6)

SPECIFIC PARTS (6)

REF. NO.	PART NO. 部品番号	名　称	NAME	QT.
1	XXXXXX	押エ	PRESSER FOOT	1
2	XXXXXX	押エ爪	PRESSER FOOT FINGER	1
3	277126	補助押エ	FABRIC GUARD	1
4	1231	平ネジ／C 1 × 3．4	SCREW	1
5	211600	押エ補助板	UNCURLER	1
6	5030	平ネジ／C 1 × 2．3	SCREW	1
7	277128	補助押エ	FABRIC GUARD	1
8	210530A9U	糸調子（組）	THREAD TENSION COMPLETE	1
9	208447-UA	調子ナット	POST NUT	1
10	208448	ラチェット	SPRING BUSHING	1
11	208450-UA	受皿	CUP	1
12	210319	調子皿	TENSION DISC	2
13	208449	フェルト	FELT	1
14	5082A	調子棒／C 5	SCREW STUD	1
15	201086A	圧縮バネ（中）	SPRING (MEDIUM)	1
16	210531-9U	糸調子（組）	THREAD TENSION COMPLETE	1
17	201068	圧縮バネ（弱）	SPRING (LIGHT)	1
18	240302	スペーサー	SPACER	1
19	273008A	下メス台	LOWER KNIFE HOLDER	1
20	XXXXXX	押エ	PRESSER FOOT	1
21	XXXXXX	押エ爪	PRESSER FOOT FINGER	1
22	277126	補助押エ	FABRIC GUARD	1
23	1231	平ネジ／C 1 × 3．4	SCREW	1
24	211600	押エ補助板	UNCURLER	1
25	5030	平ネジ／C 1 × 2．3	SCREW	1

XXXXXXはゲージパーツです。
120~133頁のゲージパーツ表で確認してください。

XXXXXX is one of the gauge parts.
Please confirm the correct part by the gauge parts lists on pages 120~133.

ヒダ取り (Shirring)

EX5214-43,43P1,43P2
EX3215•3216-42,43

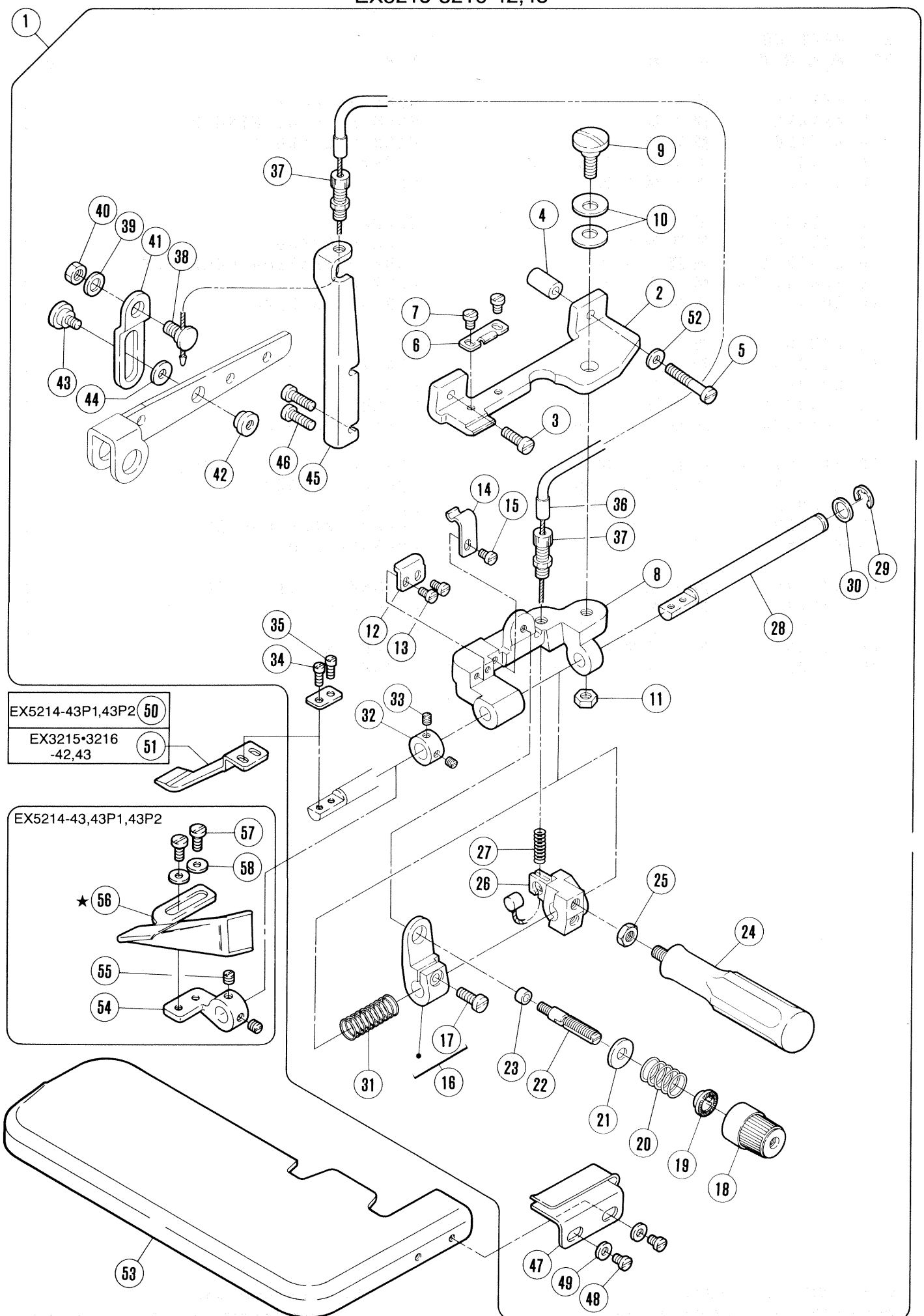

★ EX5214-43P1 の場合 (56) は注文品です。
(56) is option for EX5214-43P1

専用部品(7)

SPECIFIC PARTS (7)

REF. NO.	PART NO. 部品番号	名称	NAME	QT.
1	275514-91	ヒダ取り装置（組）	SHIRRING ATTACHMENT COMPLETE	1
2	275515	ブラケット	BRACKET	1
3	7022	平ネジ／M4×14	SCREW	1
4	240332	スペーサー	SPACER	1
5	7191	平ネジ／M4×27	SCREW	1
6	210947	板バネ	FLAT SPRING	1
7	1206	平ネジ／C4×5.3	SCREW	2
8	275516	ブラケット	BRACKET	1
9	7160	段付ネジ／M6	SCREW	1
10	204888	皿バネ	SPRING	2
11	4806	六角ナット／M6	NUT	1
12	210945	ストッパー	STOPPER	1
13	5328	平ネジ／C4×5.5	SCREW	2
14	210946	板バネ	FLAT SPRING	1
15	1206	平ネジ／C4×5.3	SCREW	1
16	275517-92	バネ案内	SPRING GUIDE	1
17	7021	平ネジ／M4×12	SCREW	1
18	208447-UA	調子ナット	POST NUT	1
19	208448	ラチェット	SPRING BUSHING	1
20	210940	圧縮バネ	SPRING	1
21	204091	座金	WASHER	1
22	5082A	調子棒／C5	SCREW STUD	1
23	210944	座金	WASHER	1
24	275518	レバー	LEVER	1
25	4806	六角ナット／M6	NUT	1
26	275520	ブラケット	BRACKET	1
27	240320	圧縮バネ	SPRING	1
28	275521	軸	SHAFT	1
29	202522	止メ輪	RING	1
30	207045	座金	WASHER	1
31	240323	圧縮バネ	SPRING	1
32	206225	カラー	COLLAR	1
33	1457-1	止ネジ／C5×3.3	SCREW	2
34	210955	座金	WASHER	1
35	5029	平ネジ／C3×7.5	SCREW	2
36	212435	ケーブル	CABLE	1
37	212436	ケーブル受ケ	CABLE SUPPORT	2
38	7099	段付ネジ／M6	SCREW	1
39	202433	座金	WASHER	1
40	4806	六角ナット／M6	NUT	1
41	275522	ラッチ	LATCH	1
42	179765-15	ナット／M4	NUT	1
43	7164	段付ネジ／M4	SCREW	1
44	240104	座金	WASHER	1
45	275523	ブラケット	BRACKET	1
46	7022	平ネジ／M4×14	SCREW	2
47	210961	布案内	CLOTH GUIDE	1
48	7012	平ネジ／M3.5×6	SCREW	2
49	137906	座金	WASHER	2
50	275524	ブレード	BLADE	1
51	275525	ブレード	BLADE	1
52	200098	座金	WASHER	1
53	270035B	クロスプレート	CLOTH PLATE	1
54	210962	ブラケット／バインダー	BRACKET/BINDER	1
55	5210	止ネジ／C7×4	SCREW	2
56	211885	バインダー（20）	BINDER (20)	1
57	1202	平ネジ／C4×7	SCREW	2
58	167066	座金	WASHER	2

ヒダ取り (Shirring)

EX5214-43

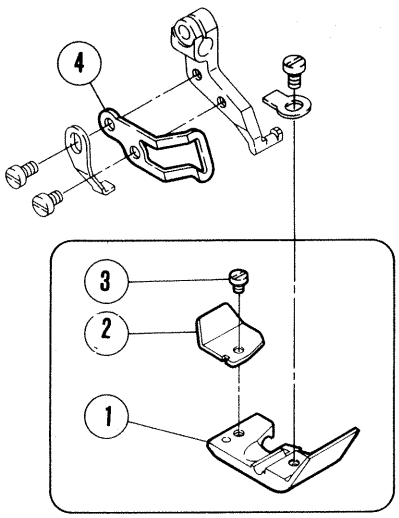

EX3215•3216-42,43

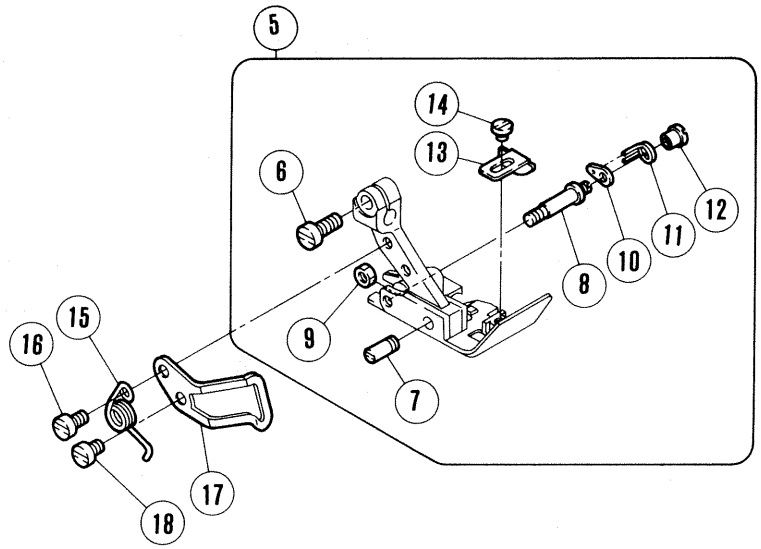

パイピング (Piping)
EX5214-43P1,43P2

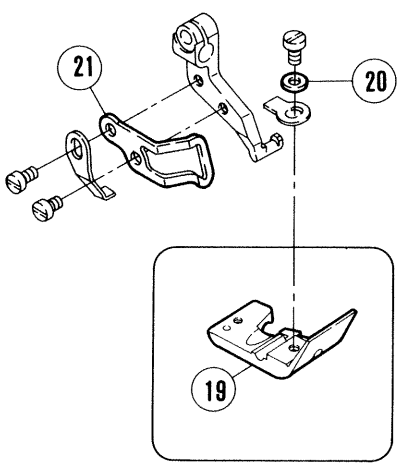

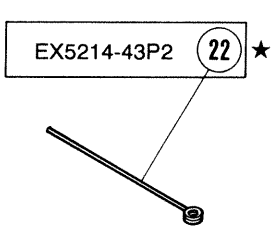

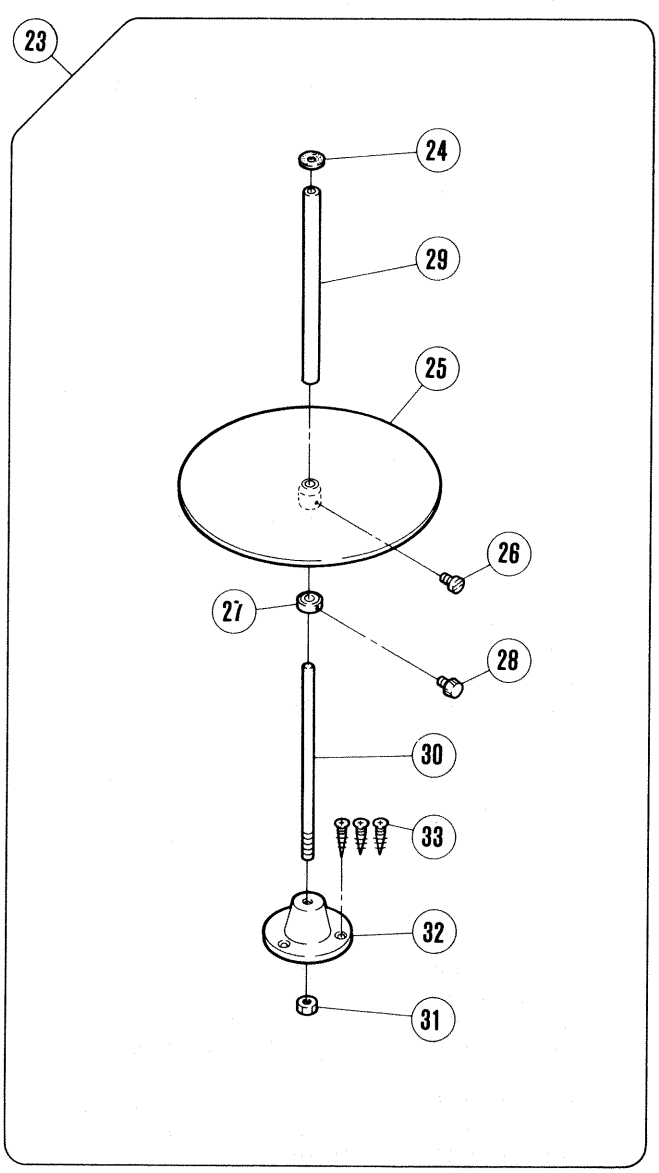

★ EX5214-43P1 の場合 (22) は注文品です。
(22) is option for EX5214-43P1

専用部品(8)

SPECIFIC PARTS (8)

REF. NO.	PART NO. 部品番号	名　称	NAME	QT.
1	XXXXXX	押エ	PRESSER FOOT	1
2	211600	押エ補助板	UNCURLER	1
3	5030	平ネジ／C 1 × 2．3	SCREW	1
4	274025	フィンガーガード	FINGER GUARD	1
5	XXXXXX	押エ	PRESSER FOOT	1
6	7013	平ネジ／M 3．5 × 8	SCREW	1
7	208958-B	ピン付ネジ／C 3	SCREW	1
8	212499-B	段付ピン	PIN	1
9	5409	六角ナット／C 3	NUT	1
10	212498	ラッチ	LATCH	1
11	274028	ネジリバネ	SPRING	1
12	3153	ナット	NUT	1
13	208532	補助押エ（ヒダ取用）	PRESSER FOOT FABRIC GUARD	1
14	5030	平ネジ／C 1 × 2．3	SCREW	1
15	274022	ネジリバネ	SPRING	1
16	7009	平ネジ／M 3 × 4	SCREW	1
17	274026	フィンガーガード	FINGER GUARD	1
18	7008	平ネジ／C 3 × 5	SCREW	1
19	XXXXXX	押エ	PRESSER FOOT	1
20	202588	座金	WASHER	1
21	274025	フィンガーガード	FINGER GUARD	1
22	413	テープ通シ具	TAPE INSERTING TOOL	1
23	403-9S	テープガイド（組）	TAPE DISC ASSEMBLY	1
24	406	フェルト	FELT	1
25	404	カノコ台	TAPE DISC	1
26	4012	平ネジ／M 4 × 12	SCREW	1
27	407	カラー	COLLAR	1
28	408	調節ネジ	ADJUSTING SCREW	1
29	405	取付棒	FIXING ROD	1
30	409	軸	SHAFT	1
31	4818	六角ナット／M 6	NUT	1
32	410-JA	ブラケット	BRACKET	1
33	4908	木ネジ（皿）／4．5	SCREW	3

XXXXXXはゲージパーツです。
120~133頁のゲージパーツ表で確認してください。

XXXXXX is one of the gauge parts.
Please confirm the correct part by the gauge parts lists on pages 120~133.

Uテープ付け (Attaching U-shaped tape)
EX3216-53

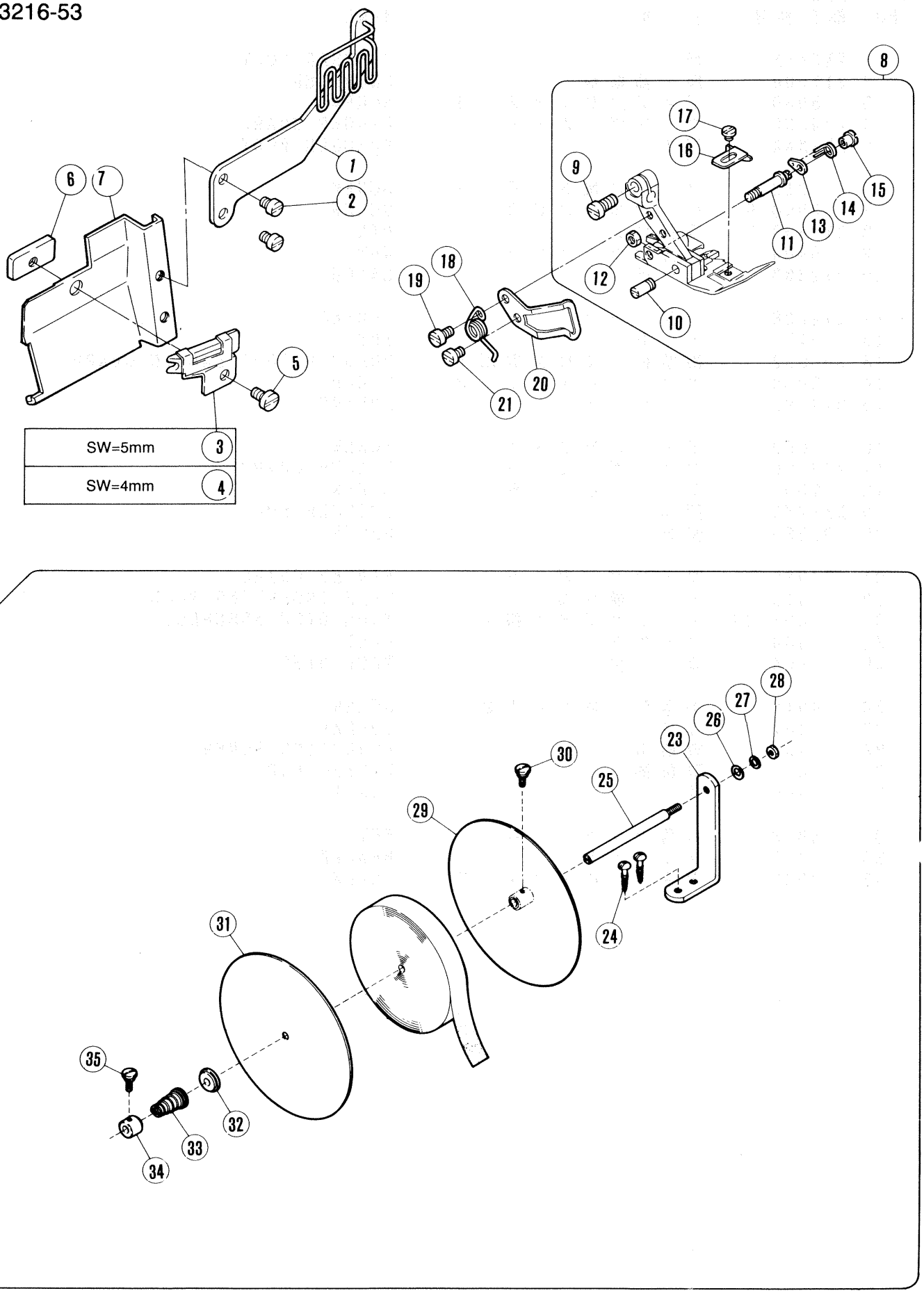

専用部品(9)

SPECIFIC PARTS (9)

＊=原則販売不可(Not for sale basically)

REF. NO.	PART NO. 部品番号	名　称	NAME	QT.
1	275512	テープ案内	TAPE GUIDE	1
2	7180	平ネジ／M3．5×4．5	SCREW	2
3	209200	バインダー（袋縫10）	BINDER (10)	1
4	208994	バインダー（袋縫8）	BINDER (8)	1
5	1216	平ネジ／C4×5．5	SCREW	1
6	208997	案内板／バインダー	BINDER GUIDE	1
7	270013A	前カバー（左）	FRONT COVER (LEFT)	1
8	XXXXXX	押エ（組）	PRESSER FOOT COMPLETE	1
9	7013	平ネジ／M3．5×8	SCREW	1
10	208958-B	ピン付ネジ／C3	SCREW	1
11	212499-B	段付ピン	PIN	1
12	5409	六角ナット／C3	NUT	1
13	212498	ラッチ	LATCH	1
14	274028	ネジリバネ	SPRING	1
15	3153	ナット	NUT	1
16	208531	補助押エ	FABRIC GUARD	1
17	5030	平ネジ／C1×2．3	SCREW	1
18	274022	ネジリバネ	SPRING	1
19	7009	平ネジ／M3×4	SCREW	1
20	274026	フィンガーガード	FINGER GUARD	1
21	7008	平ネジ／C3×5	SCREW	1
22	337	テープ台（組）	TAPE DISC ASSEMBLY	1
23	344	ブラケット	BRACKET	1
24	4911	木ネジ（平）／4．1	SCREW	2
25	341	軸	ROD	1
26	189	座金	WASHER	1
27	303067	バネ座金	SPRING WASHER	1
28	4805	六角ナット／M5	NUT	1
29	338	カノコ台	TAPE DISC	1
30	339	段付ネジ	SCREW	1
31	340	カノコ台	TAPE DISC COVER	1
32	467	バネ受ケ	SPRING SEAT	1
33	343	圧縮バネ	SPRING	1
34	468	カラー	COLLAR	1
35	339	段付ネジ	SCREW	1

XXXXXXはゲージパーツです。
120~133頁のゲージパーツ表で確認してください。

XXXXXX is one of the gauge parts.
Please confirm the correct part by the gauge parts lists on pages 120~133.

テープ付け (Attaching tape)
EX5214-53,53C3,54,M53,M53C3,84
EX5214H-55

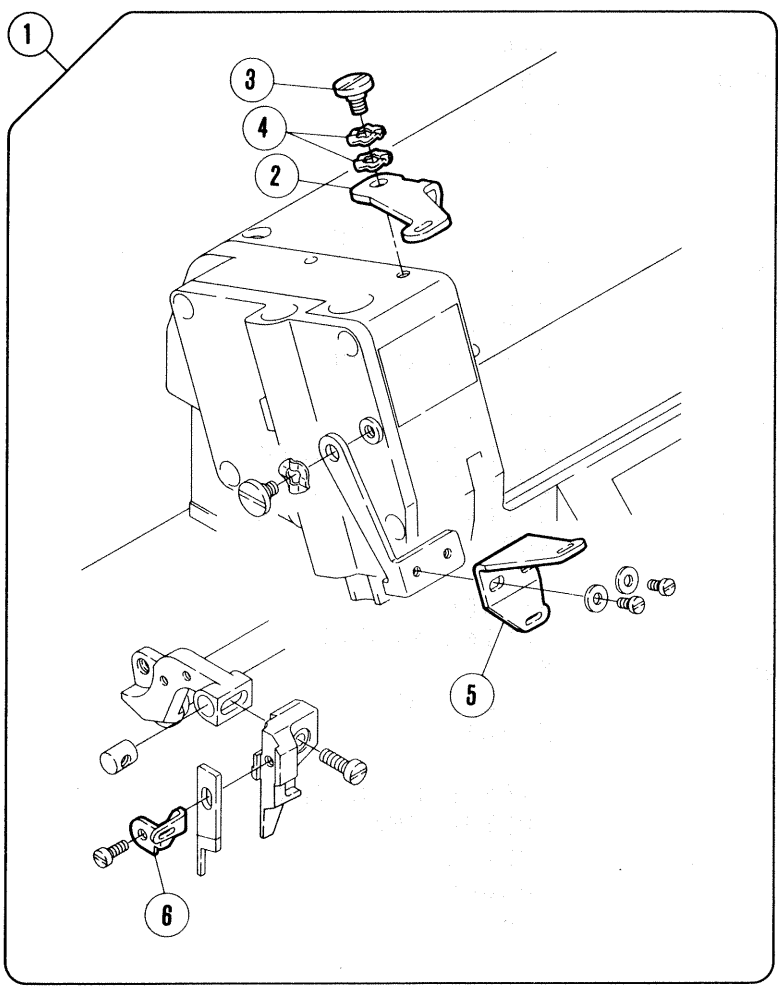

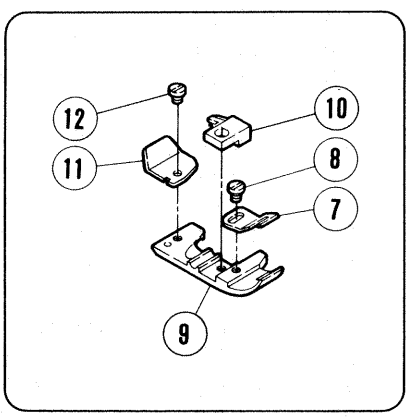

専用部品(10)

SPECIFIC PARTS (10)

REF. NO.	PART NO. 部品番号	名称	NAME	QT.
1	275542-91	テープ案内(組)	TAPE GUIDE ASSEMBLY	1
2	245510	テープ案内	TAPE GUIDE ASSEMBLY	1
3	7066	段付ネジ／M4	SCREW	1
4	210307	波板座金	WASHER	2
5	275511	テープ案内	TAPE GUIDE	1
6	211267	テープ繰リ	TAPE TAKEUP	1
7	208735	補助押エ	FABRIC GURAD	1
8	1333	平ネジ／C1×4	SCREW	1
9	XXXXXX	押エ	PRESSER FOOT	1
10	XXXXXX	押エ爪	PRESSER FOOT FINGER	1
11	211600	押エ補助板	UNCURLER	1
12	5030	平ネジ／C1×2.3	SCREW	1

XXXXXXはゲージパーツです。
120~133頁のゲージパーツ表で確認してください。

XXXXXX is one of the gauge parts.
Please confirm the correct part by the gauge parts lists on pages 120~133.

テープ付け (Attaching tape)

EX5214-54

EX5214H-55

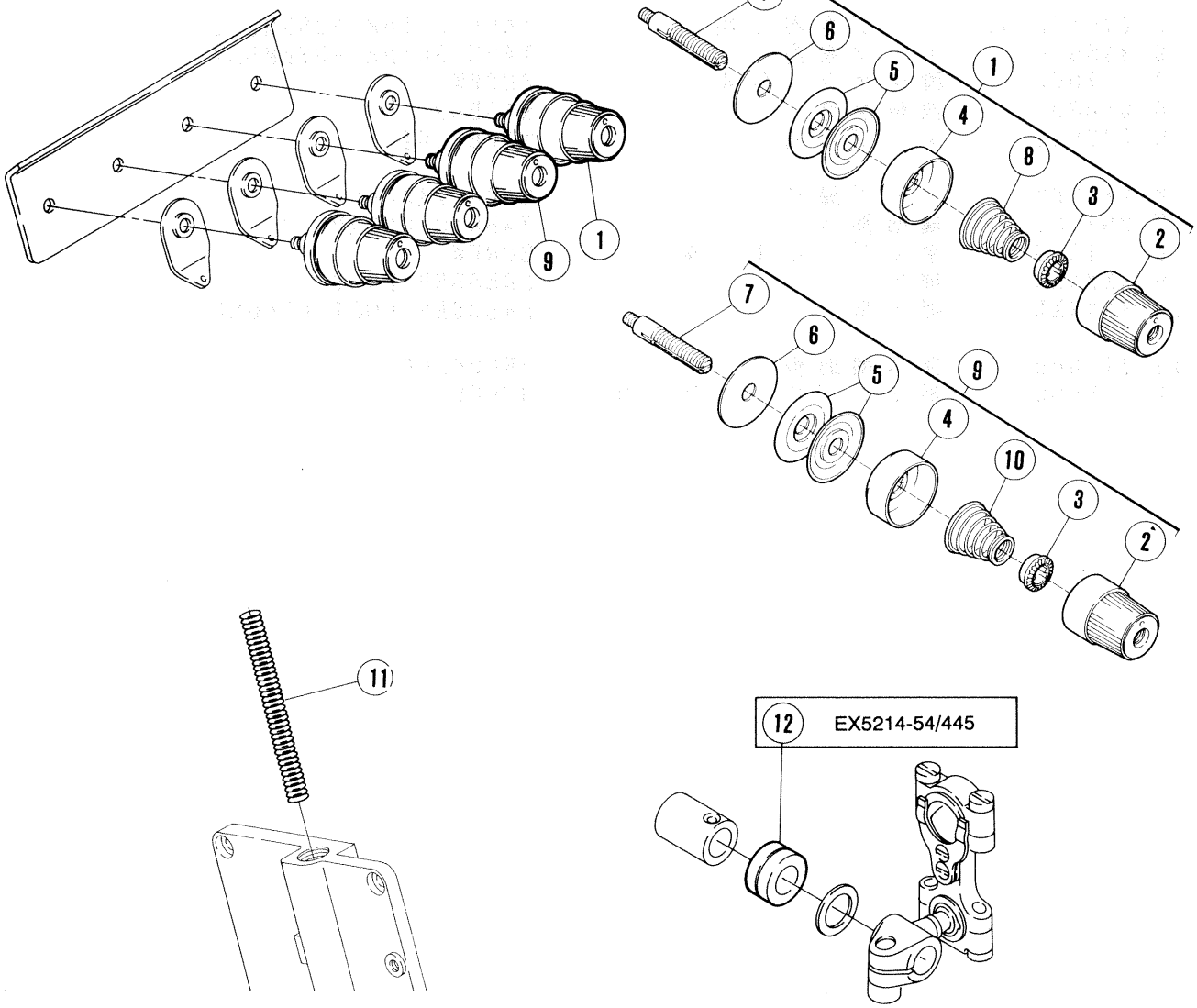

EX5214-54/445

EX5214H-55

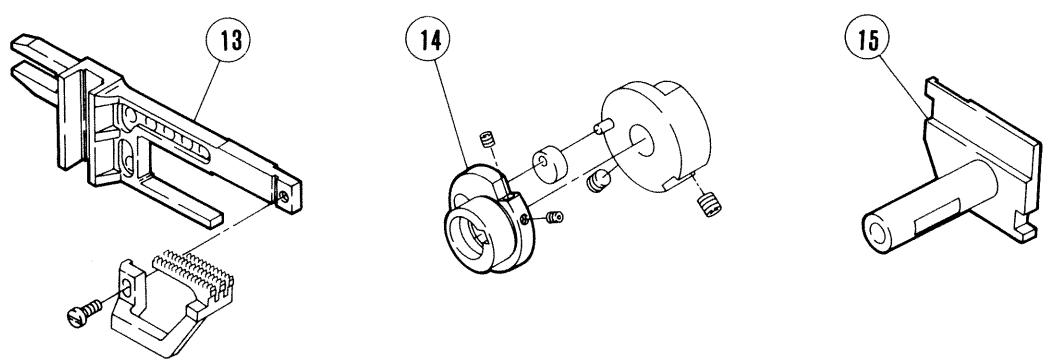

専用部品(11)

SPECIFIC PARTS (11)

REF. NO.	PART NO. 部品番号	名　称	NAME	QT.
1	210530A9U	糸調子（組）	THREAD TENSION COMPLETE	1
2	208447-UA	調子ナット	POST NUT	1
3	208448	ラチェット	SPRING BUSHING	1
4	208450-UA	受皿	CUP	1
5	210319	調子皿	TENSION DISC	2
6	208449	フェルト	FELT	1
7	5082A	調子棒／C5	SCREW STUD	1
8	201086A	圧縮バネ（中）	SPRING (MEDIUM)	1
9	210531-9U	糸調子（組）	THREAD TENSION COMPLETE	1
10	201068	圧縮バネ（弱）	SPRING (LIGHT)	1
11	211941A	圧縮バネ	SPRING	1
12	240302	スペーサー	SPACER	1
13	272528A	差動送リ台	DIFFERENTIAL FEED BAR	1
14	272501A	エキセン	ECCENTRIC	1
15	273008A	下メス台	LOWER KNIFE HOLDER	1

EX5204-82

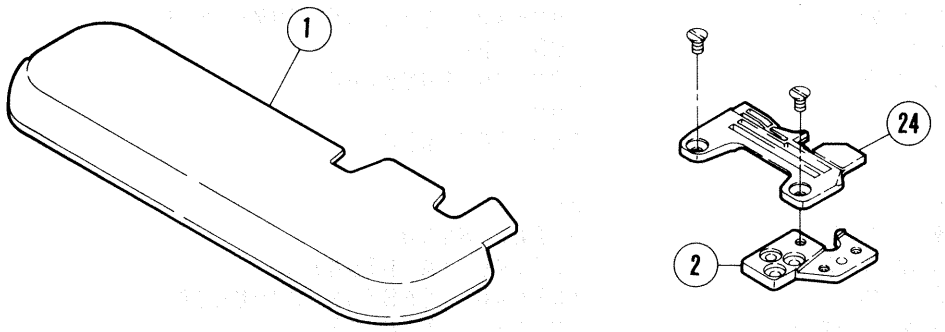

EX5214-83,84

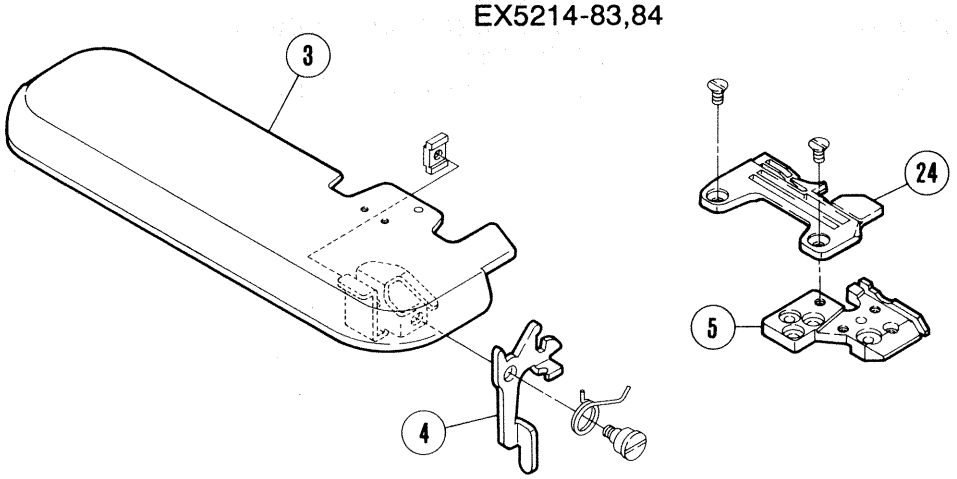

EX5204-82
EX5214-83

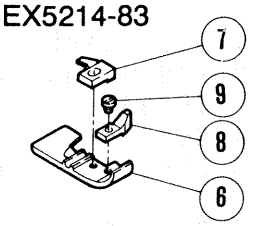

EX5214-84

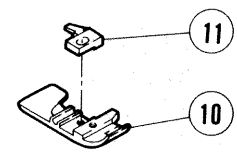

EX5204-82
EX5214-83,84

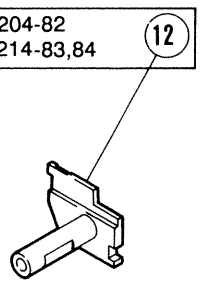

EX5214-84

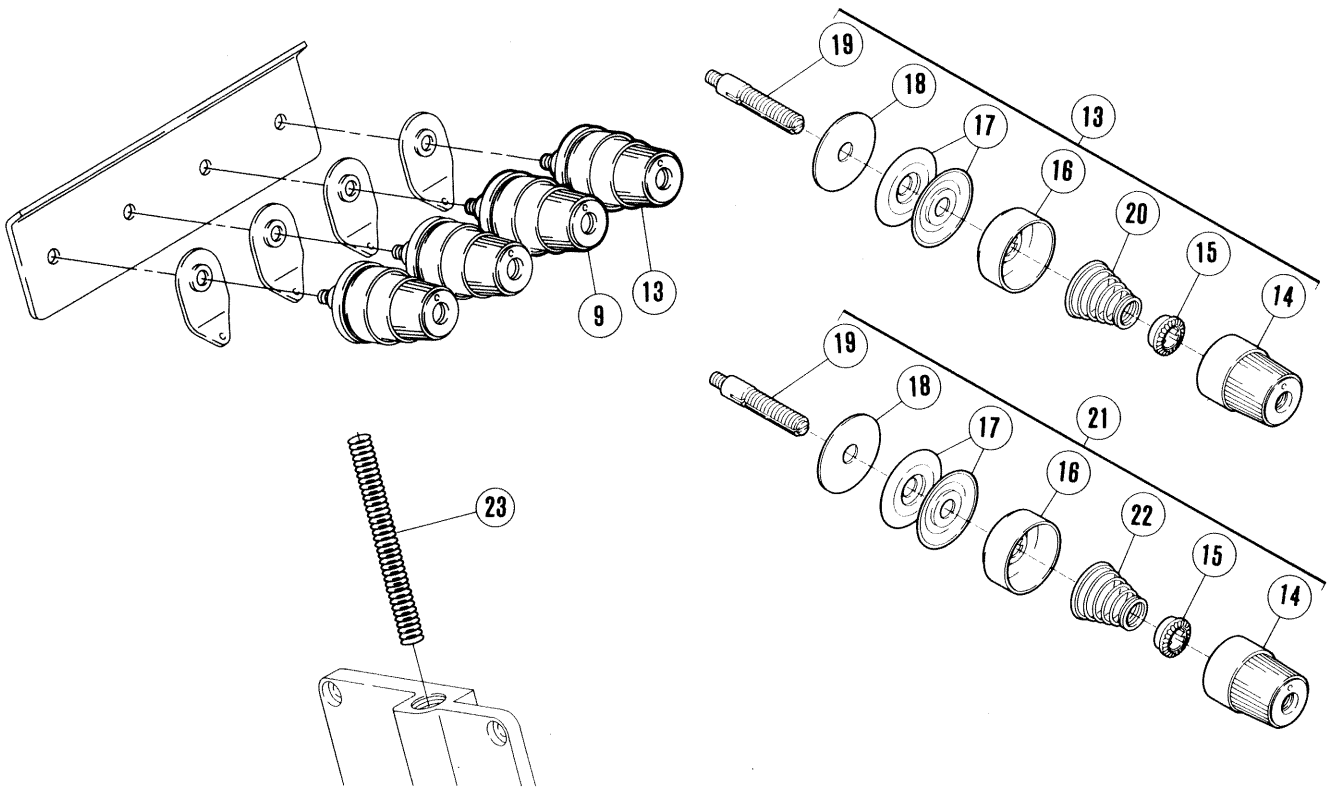

専用部品(12)

SPECIFIC PARTS (12)

REF. NO.	PART NO. 部品番号	名称	NAME	QT.
1	270037C	クロスプレート（狭巾）	CLOTH PLATE (NARROW)	1
2	271010A	取付板（前）	BRACKET	1
3	270037D	クロスプレート（狭巾）	CLOTH PLATE (NARROW)	1
4	308093	レバー	LEVER	1
5	308085	針板ブラケット	BRACKET/NEEDLE PLATE	1
6	XXXXXX	押エ	PRESSER FOOT	1
7	XXXXXX	押エ爪	PRESSER FOOT FINGER	1
8	277126	補助押エ	FABRIC GUARD	1
9	1231	平ネジ／C 1 × 3．4	SCREW	1
10	XXXXXX	押エ	PRESSER FOOT	1
11	XXXXXX	押エ爪	PRESSER FOOT FINGER	1
12	273008B	下メス台	LOWER KNIFE HOLDER	1
13	210530A9U	糸調子（組）	THREAD TENSION COMPLETE	1
14	208447-UA	調子ナット	POST NUT	1
15	208448	ラチェット	SPRING BUSHING	1
16	208450-UA	受皿	CUP	1
17	210319	調子皿	TENSION DISC	2
18	208449	フェルト	FELT	1
19	5082A	調子棒／C 5	SCREW STUD	1
20	201086A	圧縮バネ（中）	SPRING (MEDIUM)	1
21	210531-9U	糸調子（組）	THREAD TENSION COMPLETE	1
22	201068	圧縮バネ（弱）	SPRING (LIGHT)	1
23	211941A	圧縮バネ	SPRING	1
24	XXXXXX	針板	NEEDLE PLATE	1

XXXXXXはゲージパーツです。
120~133頁のゲージパーツ表で確認してください。

XXXXXX is one of the gauge parts.
Please confirm the correct part by the gauge parts lists on pages 120~133.

地縫い・バックタック・裾引き
(Plain seaming•Backlatching•Blindhemming)
EX5204-92M1

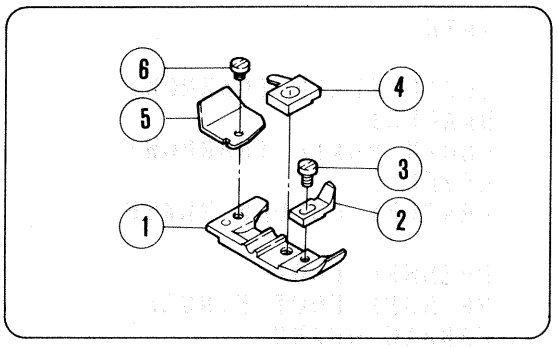

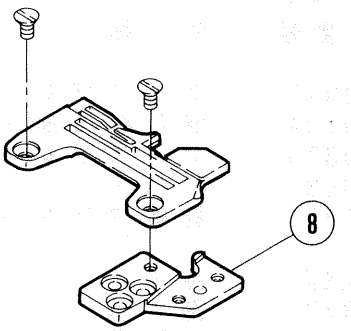

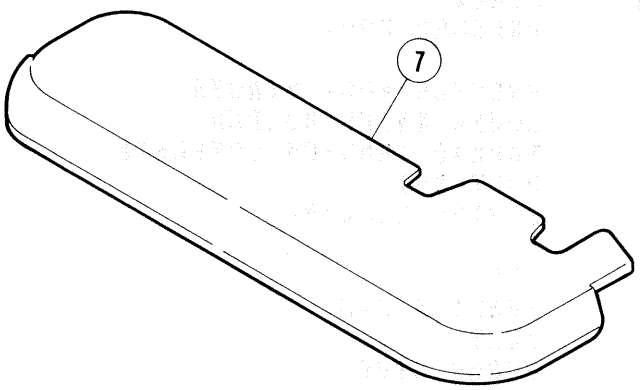

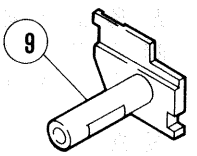

裾引き (Blindhemming)

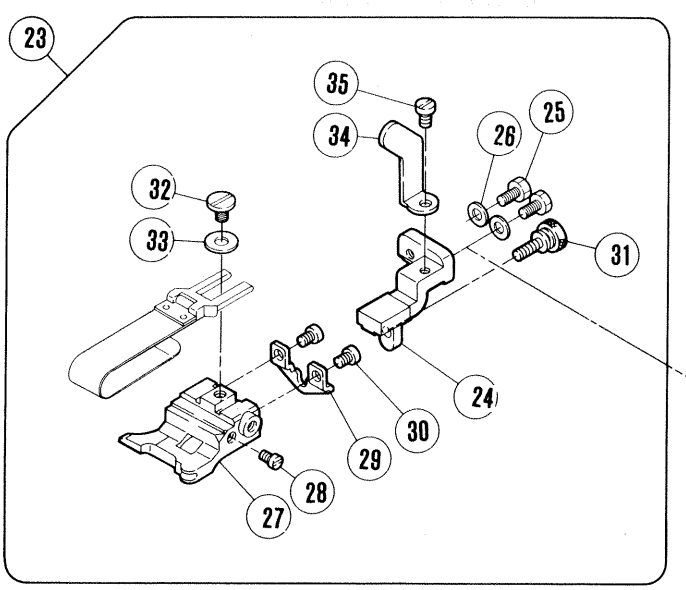

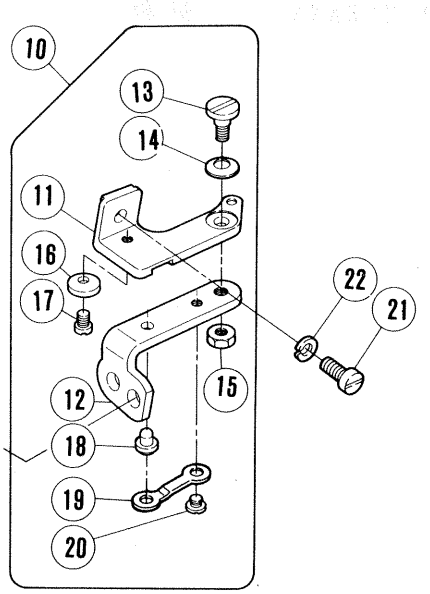

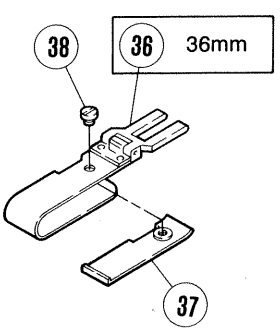

専用部品(13)

SPECIFIC PARTS (13)

＊=原則販売不可 (Not for sale basically)

REF. NO.	PART NO. 部品番号	名　称	NAME	QT.
1	XXXXXX	押エ	PRESSER FOOT	1
2	211994	補助押エ	FABRIC GUARD	1
3	1333	平ネジ／Ｃ１×４	SCREW	1
4	XXXXXX	押エ爪	PRESSER FOOT FINGER	1
5	211600	押エ補助板	UNCURLER	1
6	5030	平ネジ／Ｃ１×２．３	SCREW	1
7	270037C	クロスプレート（狭巾）	CLOTH PLATE (NARROW)	1
8	271010A	取付板（前）	BRACKET	1
9	273008B	下メス台	LOWER KNIFE HOLDER	1
10	210685	定規ブラケット（組）	CLOTH GUIDE BRACKET ASSEMBLY	1
11	210680	定規ブラケット	CLOTH GUIDE BRACKET	1
12	210681	ヒンジ／定規ブラケット	HINGE/EDGE GUIDE BRACKET	1
13	5184	段付ネジ／Ｃ５	SCREW	1
14	201191	皿バネ	SPRING	1
15	3044	六角ナット／Ｃ５	NUT	1
16	210682	ストッパー／ヒンジ	STOPPER	1
17	5053	平ネジ／Ｃ４×４．８	SCREW	1
18	210683	段付ピン	PIN	1
19	210684	板バネ	FLAT SPRING	1
20	2906	平ネジ／Ｃ４×２．６	SCREW	1
21	7020	平ネジ／Ｍ４×１０	SCREW	1
22	201252	バネ座金	SPRING WASHER	1
23	275529-91	裾引定規台	CLOTH GUIDE	1
24	210690A	ブラケット	BRACKET	1
25	5088	六角ネジ／Ｃ４×７．５	SCREW	2
26	167066	座金	WASHER	2
27	212266	裾引定規台	CLOTH GUIDE	1
28	5057	平ネジ／Ｃ３×５	SCREW	1
29	275530	調節板	ADJUSTING PLATE	1
30	5157	平ネジ／Ｃ３×４．５	SCREW	2
31	5363	調節ネジ	SCREW	1
32	2905	平ネジ／Ｃ５×４．５	SCREW	1
33	137142	座金	WASHER	1
34	212267	ストッパー	STOPPER	1
35	1206	平ネジ／Ｃ４×５．３	SCREW	1
36	212268A91	定規羽根　（３６ＭＭ）	FOLDER COMPLETE (36MM)	1
37	205835A	補助羽根	AUXILIARY PLATE	1
38	5299	平ネジ／Ｃ３×２．６	SCREW	1

ＸＸＸＸＸＸはゲージパーツです。
120~133頁のゲージパーツ表で確認してください。

XXXXXX is one of the gauge parts.
Please confirm the correct part by the gauge parts lists on pages 120~133.

地縫い・裾引き
(Plain seaming•Blindhemming)
EX5214-92M2

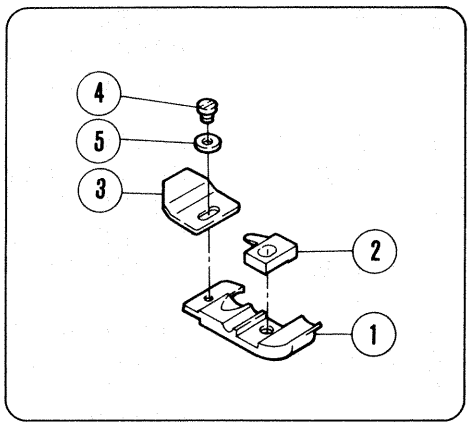

裾引き (Blindhemming)

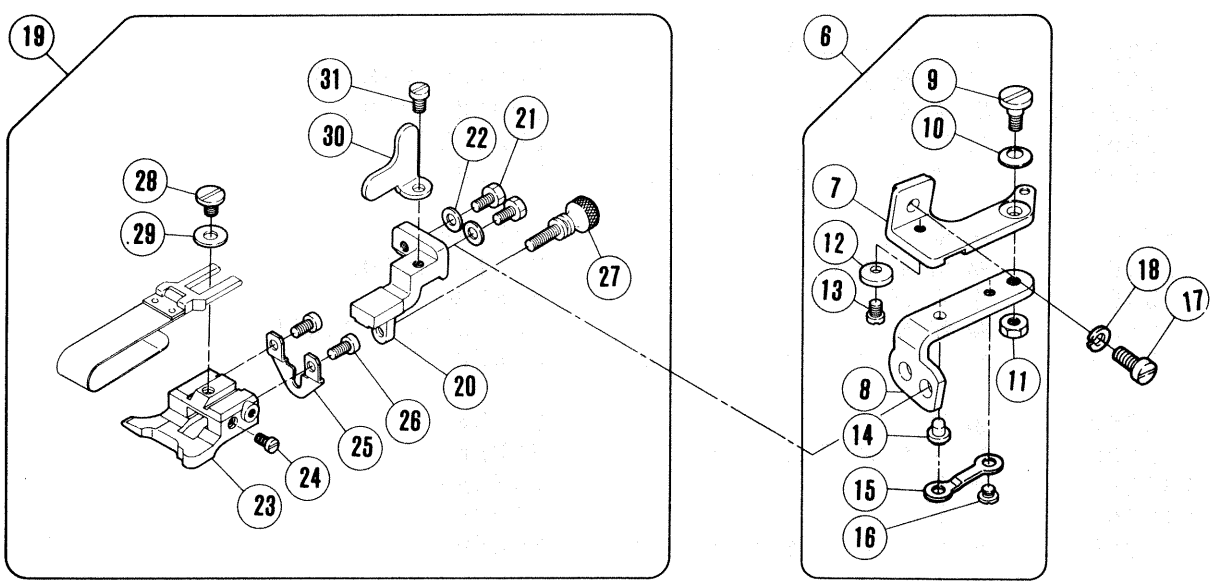

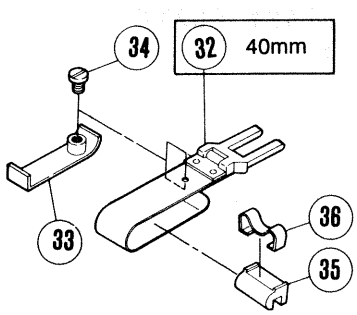

専用部品(14)

SPECIFIC PARTS (14)

＊=原則販売不可 (Not for sale basically)

REF. NO.	PART NO. 部品番号	名　称	NAME	QT.
1	XXXXXX	押エ	PRESSER FOOT	1
2	XXXXXX	押エ爪	PRESSER FOOT FINGER	1
3	210584	押エ補助板	UNCURLER	1
4	5030	平ネジ／Ｃ１×２．３	SCREW	1
5	210585	座金	WASHER	1
6	210685	定規ブラケット（組）	CLOTH GUIDE BRACKET ASSEMBLY	1
7	210680	定規ブラケット	CLOTH GUIDE BRACKET	1
8	210681	ヒンジ／定規ブラケット	HINGE/EDGE GUIDE BRACKET	1
9	5184	段付ネジ／Ｃ５	SCREW	1
10	201191	皿バネ	SPRING	1
11	3044	六角ナット／Ｃ５	NUT	1
12	210682	ストッパー／ヒンジ	STOPPER	1
13	5053	平ネジ／Ｃ４×４．８	SCREW	1
14	210683	段付ピン	PIN	1
15	210684	板バネ	FLAT SPRING	1
16	2906	平ネジ／Ｃ４×２．６	SCREW	1
17	7020	平ネジ／Ｍ４×１０	SCREW	1
18	201252	バネ座金	SPRING WASHER	1
19	210691	裾引定規台（組）	CLOTH GUIDE COMPLETE	1
20	210690	ブラケット	BRACKET	1
21	5088	六角ネジ／Ｃ４×７．５	SCREW	2
22	167066	座金	WASHER	2
23	205361	裾引定規台	CLOTH GUIDE	1
24	5057	平ネジ／Ｃ３×５	SCREW	1
25	210689	調節板	ADJUSTING PLATE	1
26	5157	平ネジ／Ｃ３×４．５	SCREW	2
27	2430	調節ネジ／Ｃ３	SCREW	1
28	2905	平ネジ／Ｃ５×４．５	SCREW	1
29	137142	座金	WASHER	1
30	210692	ストッパー	STOPPER	1
31	1206	平ネジ／Ｃ４×５．３	SCREW	1
32	201211C91	定規羽根（４０ＭＭ）	FOLDER COMPLETE (40MM)	1
33	205835	補助羽根	AUXILIARY PLATE	1
34	5299	平ネジ／Ｃ３×２．６	SCREW	1
35	303312A	羽根駒	REGULATOR	1
36	303313	板バネ	FLAT SPRING	1

XXXXXXはゲージパーツです。
120~133頁のゲージパーツ表で確認してください。

XXXXXX is one of the gauge parts.
Please confirm the correct part by the gauge parts lists on pages 120~133.

オプション (Option)

EX5203-22
EX5204-01,02,24,32R1,32R2
EX5212-02
EX5214-01,03,03C3,M03,M03C3,24
53,53C3,M53,M53C3,54,
EX5214H-55

EX3215•3216-01,01A,02,02A,03,04
EX3244-03,04
EX3215H•3216H-05

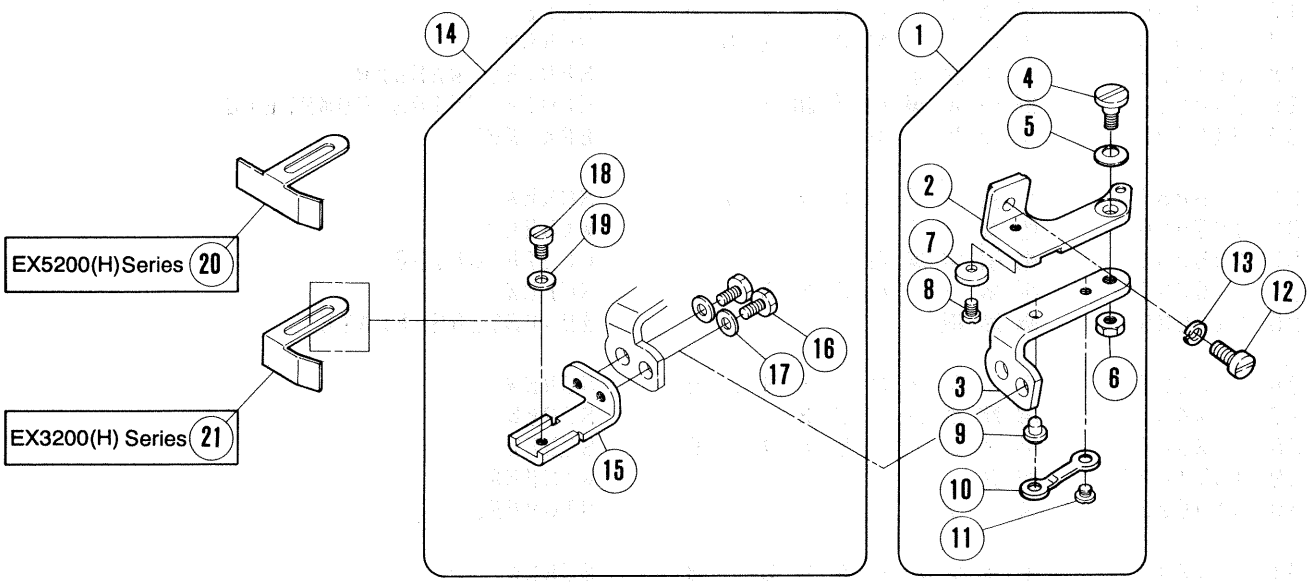

当定規　FABRIC EDGE GUIDE

REF. NO.	PART NO. 部品番号	名　称	NAME	QT.
1	210685	定規ブラケット（組）	CLOTH GUIDE BRACKET ASSEMBLY	1
2	210680	定規ブラケット	CLOTH GUIDE BRACKET	1
3	210681	ヒンジ／定規ブラケット	HINGE/EDGE GUIDE BRACKET	1
4	5184	段付ネジ／Ｃ５	SCREW	1
5	201191	皿バネ	SPRING	1
6	3044	六角ナット／Ｃ５	NUT	1
7	210682	ストッパー／ヒンジ	STOPPER	1
8	5053	平ネジ／Ｃ４×４．８	SCREW	1
9	210683	段付ピン	PIN	1
10	210684	板バネ	FLAT SPRING	1
11	2906	平ネジ／Ｃ４×２．６	SCREW	1
12	7020	平ネジ／Ｍ４×１０	SCREW	1
13	201252	バネ座金	SPRING WASHER	1
14	210686	当定規台（組）	BRACKET COMPLETE/EDGE GUIDE	1
15	210687	当定規台	BRACKET/EDGE GUIDE	1
16	5088	六角ネジ／Ｃ４×７．５	SCREW	2
17	167066	座金	WASHER	2
18	1202	平ネジ／Ｃ４×７	SCREW	1
19	167066	座金	WASHER	1
20	204667	当定規	EDGE GUIDE	1
21	201233A	当定規	EDGE GUIDE	1

地縫用 (2本針)
PLAIN SEAMING(2-NEEDLE)

EX3200 Series

ゲージーパーツ 系列構成図
GAUGE PARTS
CONSTRUCTION CHART

EX3215-01/222(K)
EX3216

EX3215-02/223(K)
EX3216

NG×SW
2×3 277514P30
2×4 277514P40

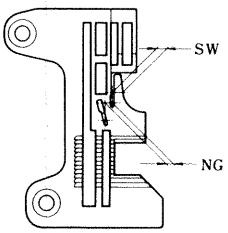

NG×SW
3×3 277515P30

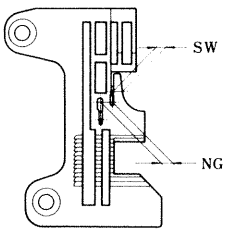

NG×SW
3×4 277513P40
3×5 277513P50

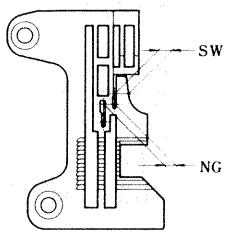

NG×SW
2×3 277514R30
2×4 277514R40

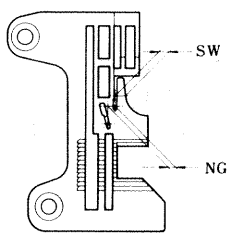

NG×SW
3×3 277515R30

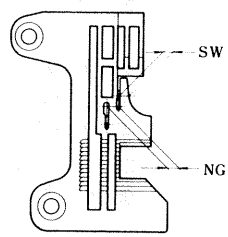

NG×SW
3×4 277513R40
3×5 277513R50

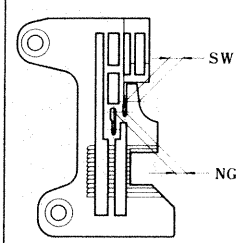

277323-13
277324-13 277318-13

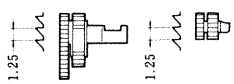

277323-16
277324-16 277318-13

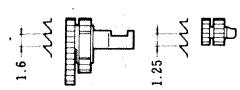

277326-13

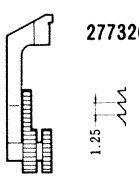

277325-13

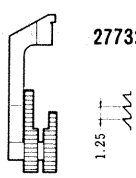

277326-16

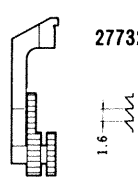

277325-16

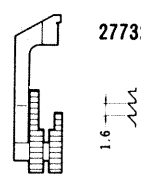

NG×SW
2×3 277117
2×4 277117

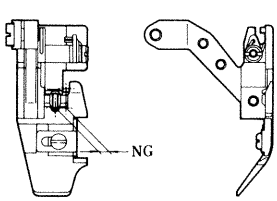

NG×SW
3×3 277118
3×4 277118
3×5 277118

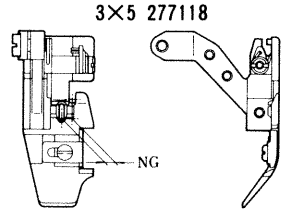

EX3215
EX3216 - 01/222(K)

EX3215
EX3216 - 02/223(K)

NG
2 277026-92 275030

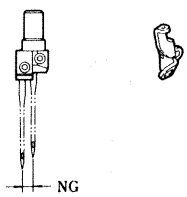

NG
3 277027-92 275030

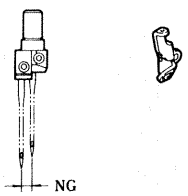

EX3215
277014A #8

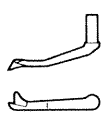

EX3216
277010 #2

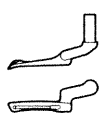

277015

277018

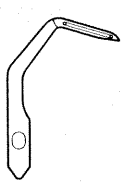

-01/222
-02/223

201121A

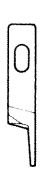

-01/222K
-02/223K

210755

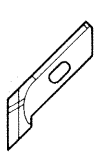

202295

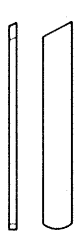

地縫用(極薄生地)
PLAIN SEAMING
(EXTRA LIGHT WEIGHT FABRIC)

地縫用(薄生地)
PLAIN SEAMING
(LIGHT WEIGHT FABRIC)

オーバーロック針受
OVERLOCK NEEDLE GUARD

277007

277004

二重環針受
CHAINSTITCH NEEDLE GUARD

277008

277006

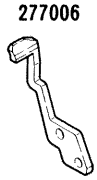

地縫用 (小廻り仕様)
PLAIN SEAMING
(SMALL FOOT)

EX3200 Series

ゲージーパーツ 系列構成図
GAUGE PARTS
CONSTRUCTION CHART

EX3215-01A/222
EX3216

EX3215-02A/223
EX3216

NG×SW
2×3 277514P30
2×4 277514P40

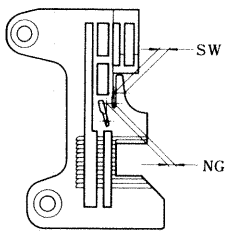

NG×SW
3×3 277515P30

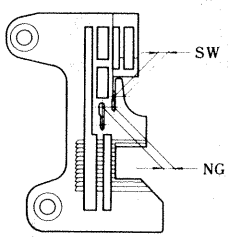

NG×SW
3×4 277513P40
3×5 277513P50

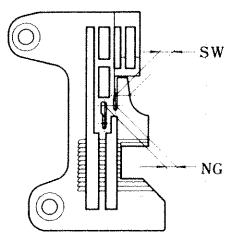

NG×SW
2×3 277514R30
2×4 277514R40

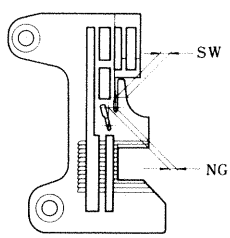

NG×SW
3×3 277515R30

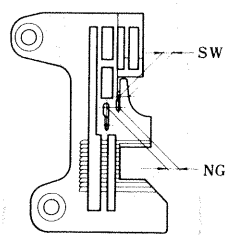

NG×SW
3×4 277513R40
3×5 277513R50

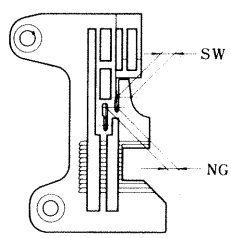

277323-13
277324-13 277318-13

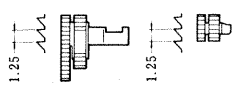

277323-16
277324-16 277318-13

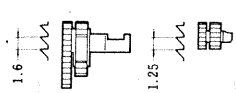

277326-13

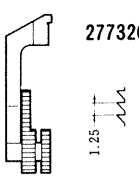

277325-13

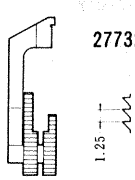

277326-16

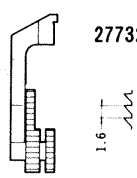

277325-16

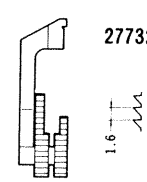

NG×SW
2×3 211907
2×4 211907

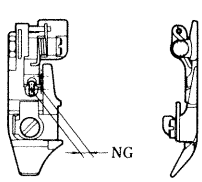

NG×SW
3×3 211909
3×4 211909

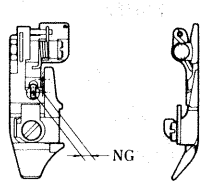

NG×SW
3×5 211910

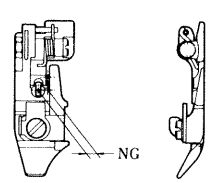

EX3215 - 01A/222
EX3216

EX3215 - 02A/223
EX3216

NG
2 277026-92 275030

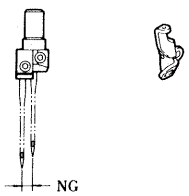

NG
3 277027-92 275030

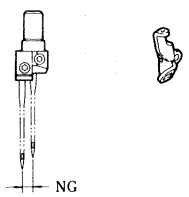

EX3215
277014A #8

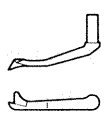

EX3216
277010 #2

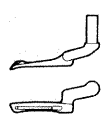

277015

277018

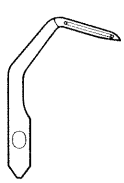

202527A

202295

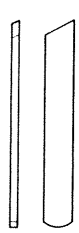

地縫用(極薄生地)
PLAIN SEAMING
(EXTRA LIGHT WEIGHT FABRIC)
SMALL FOOT
(GOOD FOR CURVING)

地縫用(薄生地)
PLAIN SEAMING
(LIGHT WEIGHT FABRIC)
SMALL FOOT
(GOOD FOR CURVING)

EX3200 Series

EX3215-03/233(K)
EX3216

EX3215-03/333(K)
EX3216

NG×SW
3×4 277517R40
3×5 277517R50

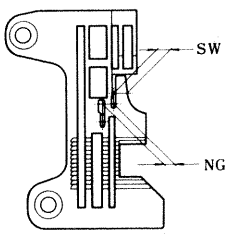

NG×SW
3×4 277517R40

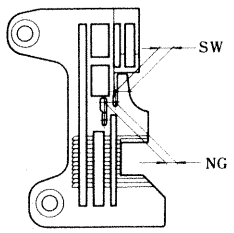

NG×SW
5×5 277516R50
5×6 277516R60

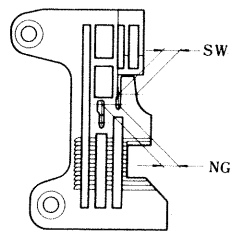

NG×SW
5×5 277516R50

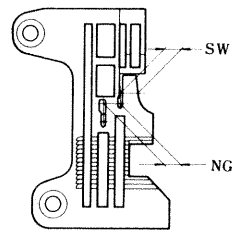

277327-16
277328-16 277318-13

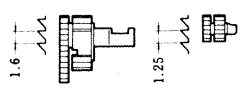

277330-16

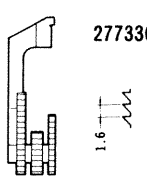

277329-16

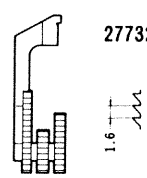

277118

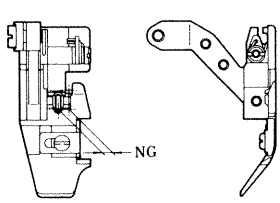

277119

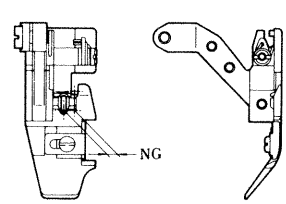

EX3215
EX3216 -03/233(K)

EX3215
EX3216 -03/333(K)

NG
3 277027-92 275030

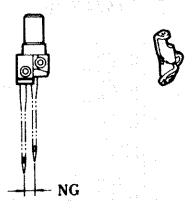

NG
5 277028-92 275030

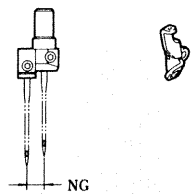

EX3215
277014B #9

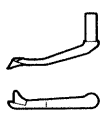

EX3216
277010A #5

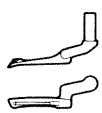

EX3215
277014A #8

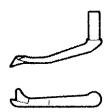

EX3216
277010 #2

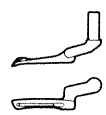

277015

277018

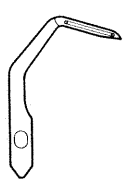

-03/233
-03/333

201121A

-03/233K
-03/333K

210755

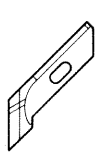

202295



地縫用(中厚生地)
PLAIN SEAMING
(MEDIUM WEIGHT FABRIC)

地縫用(中厚生地)
PLAIN SEAMING
(MEDIUM WEIGHT FABRIC)

EX3200 Series

EX3215-04/435(K)
EX3216

NG×SW
5×5 277524T50
5×6 277524T60

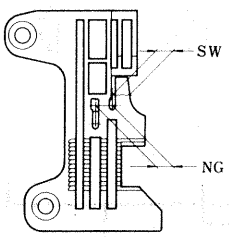

EX3215H-05/535(K)
EX3216H

NG×SW
5×5 277524T50
5×6 277524T60
5×7 277524T70

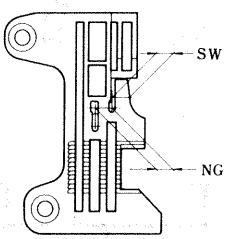

277337-25
277338-25 277318-13

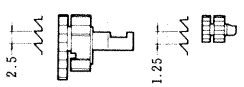

277339-25

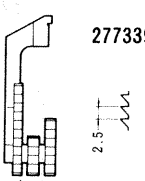

NG×SW
5×5 277122
5×6 277122

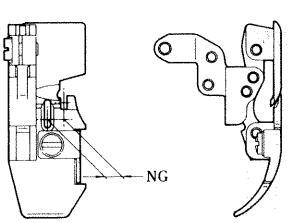

NG×SW
5×5 277129
5×6 277129
5×7 277129

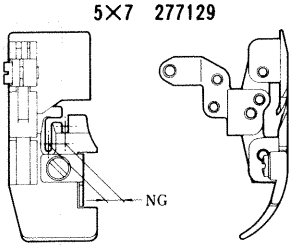

EX3215
EX3216 - 04/435(K)

EX3215H
EX3216H - 05/535(K)

NG
5 277029-92

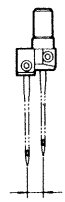

275030A

EX3215
277014 #1

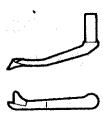

EX3216
277011 #3

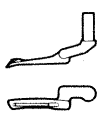

EX3215
277014A #8

EX3216
277017 #11

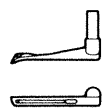

277015

277018-C

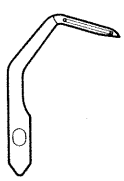

277015A

277018-C

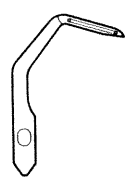

-04/435
-05/535

277000

-04/435K
-05/535K

211662

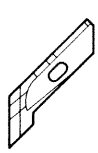

277009

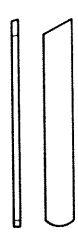

地縫用(厚生地)
PLAIN SEAMING
(HEAVY WEIGHT FABRIC)

地縫用(極厚生地)
PLAIN SEAMING
(EXTRA HEAVY WEIGHT FABRIC)

EX3200 Series

EX3244-03/333(K)

EX3244-04/435(K)

NG×SW
3×2×4 277518R40

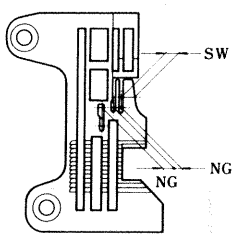

NG×SW
5×2×4 277519R40

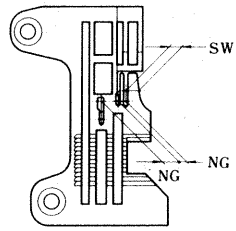

NG×SW
5×3×4 277525T40

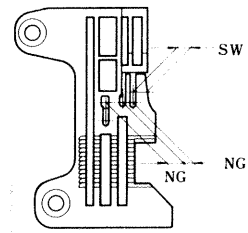

277327-16
277328-16 277318-13

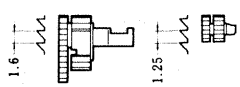

277337-25
277338-25 277318-13

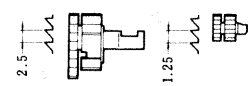

277329-16

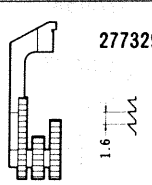

277339-25

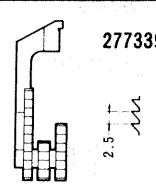

277118A

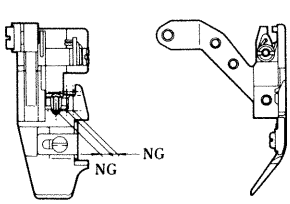

277119A

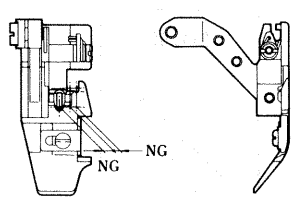

NG×SW
5×3×4 277123

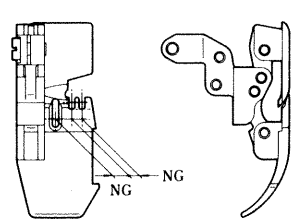

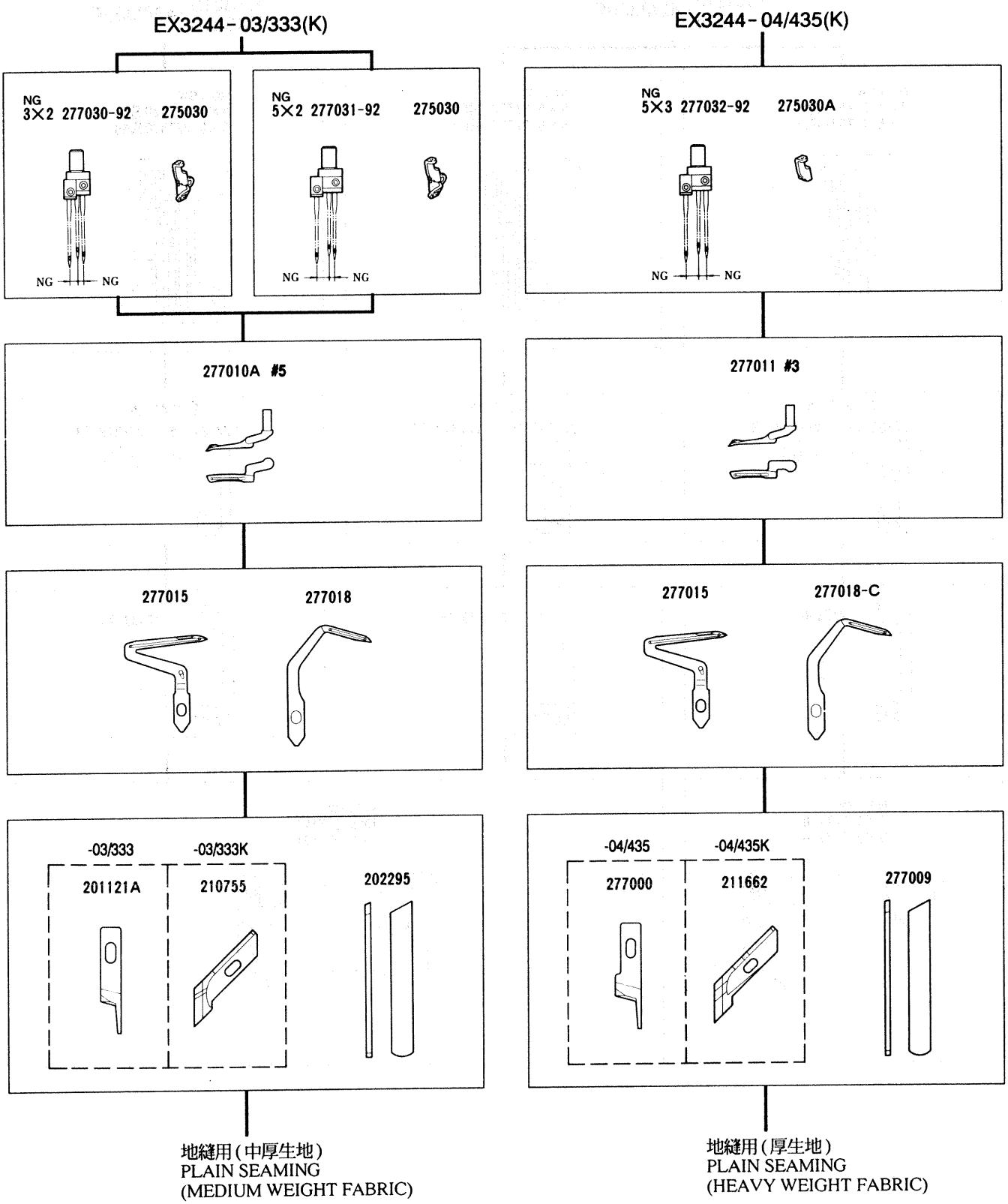
EX3244-03/333(K)
NG
3×2 277030-92
275030
NG
NG
NG
5×2 277031-92
275030
NG
NG
277010A #5
277015
277018
-03/333
-03/333K
201121A
210755
202295
地縫用(中厚生地)
PLAIN SEAMING
(MEDIUM WEIGHT FABRIC)
EX3244-04/435(K)
NG
5×3 277032-92
275030A
NG
NG
277011 #3
277015
277018-C
-04/435
-04/435K
277000
211662
277009
地縫用(厚生地)
PLAIN SEAMING
(HEAVY WEIGHT FABRIC)

EX3200 Series

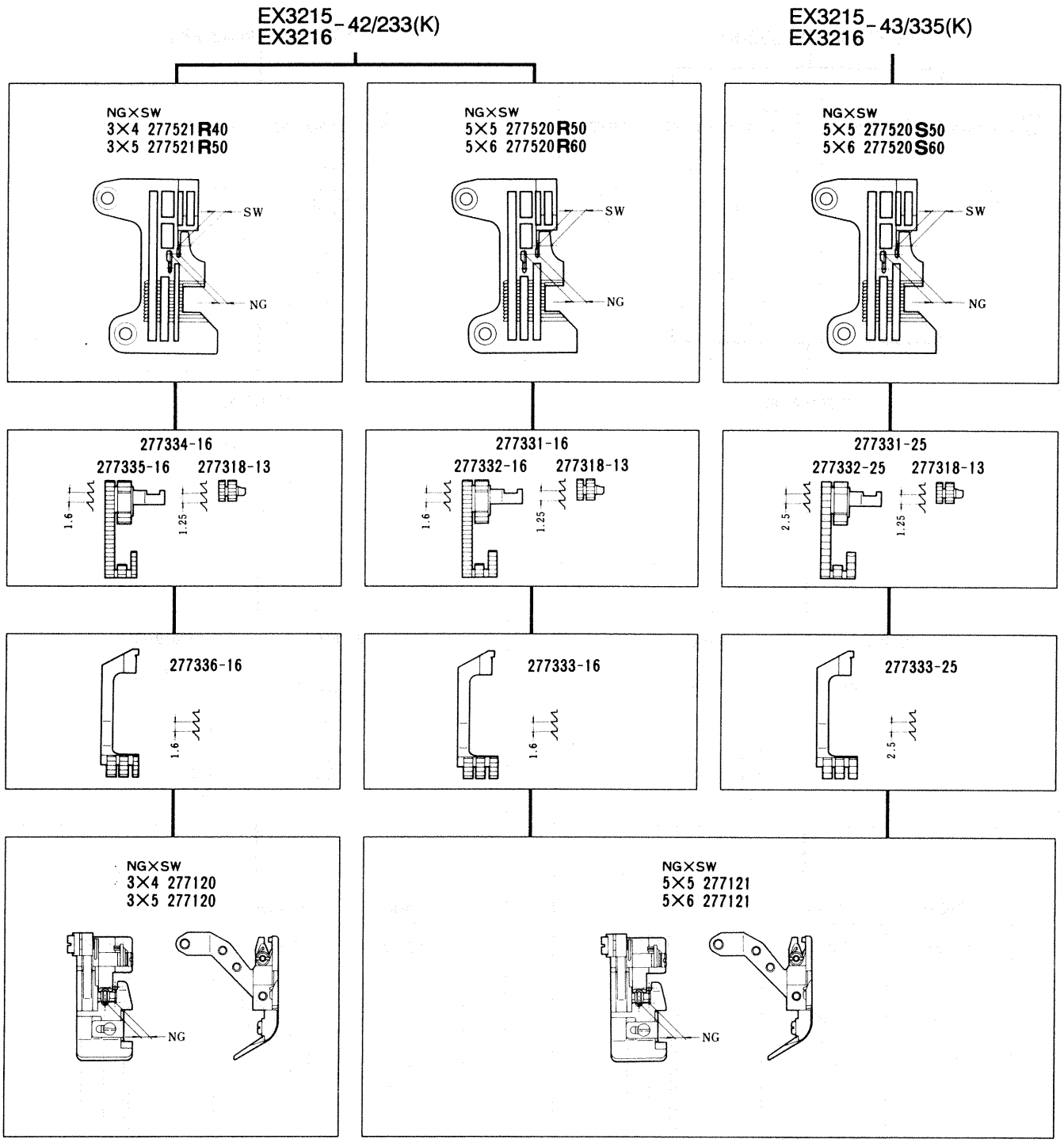

EX3215
EX3216 - 42/233(K)

EX3215
EX3216 - 43/335(K)

NG
3 277027-92

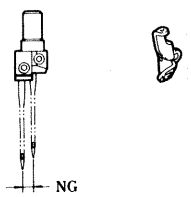

275030

NG
5 277028-92

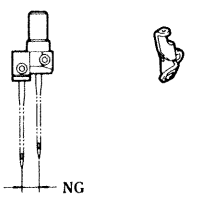

275030

EX3215
277014B #9

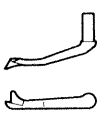

EX3216
277010A #5

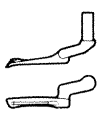

EX3215
277014A #8

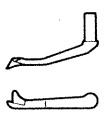

EX3216
277010 #2

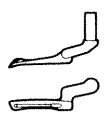

277015

277018

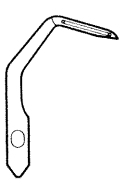

-42/233
-43/335

-42/233K
-43/335K

201121A

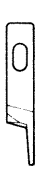

210755

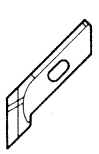

202295



ヒダ取り用(薄生地)
SHIRRING
(LIGHT WEIGHT FABRIC)

ヒダ取り用(中厚生地)
SHIRRING
(MEDIUM WEIGHT FABRIC)

EX3216-53/233(K)

NG×SW
3×4 277523R40
3×5 277523R50

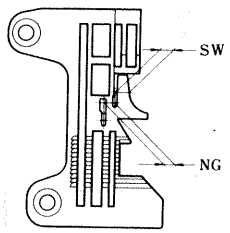

NG×SW
5×5 277522R50

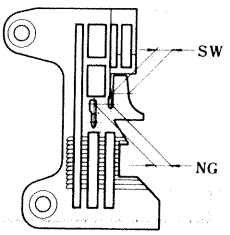

277327-16
277328-16 277318-13

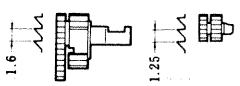

277330A16

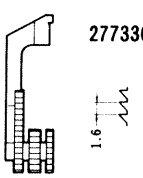

277329A16

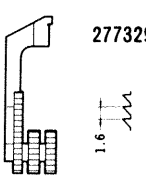

277118B

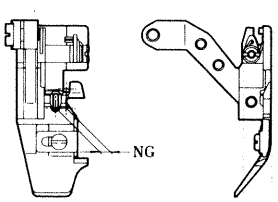

277119B

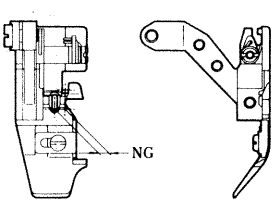

EX3216-53/233(K)

NG
3 277027-92 275030

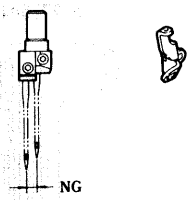

NG
5 277028-92 275030

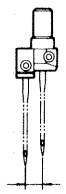

277010 #2

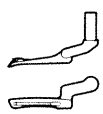

277015

277018

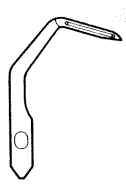

-53/233 -53/233K

201121A

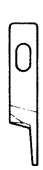

210755

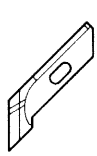

202295



テープ付用(中厚生地)
ATTACHING TAPE
(MEDIUM WEIGHT FABRIC)

EX5200 Series

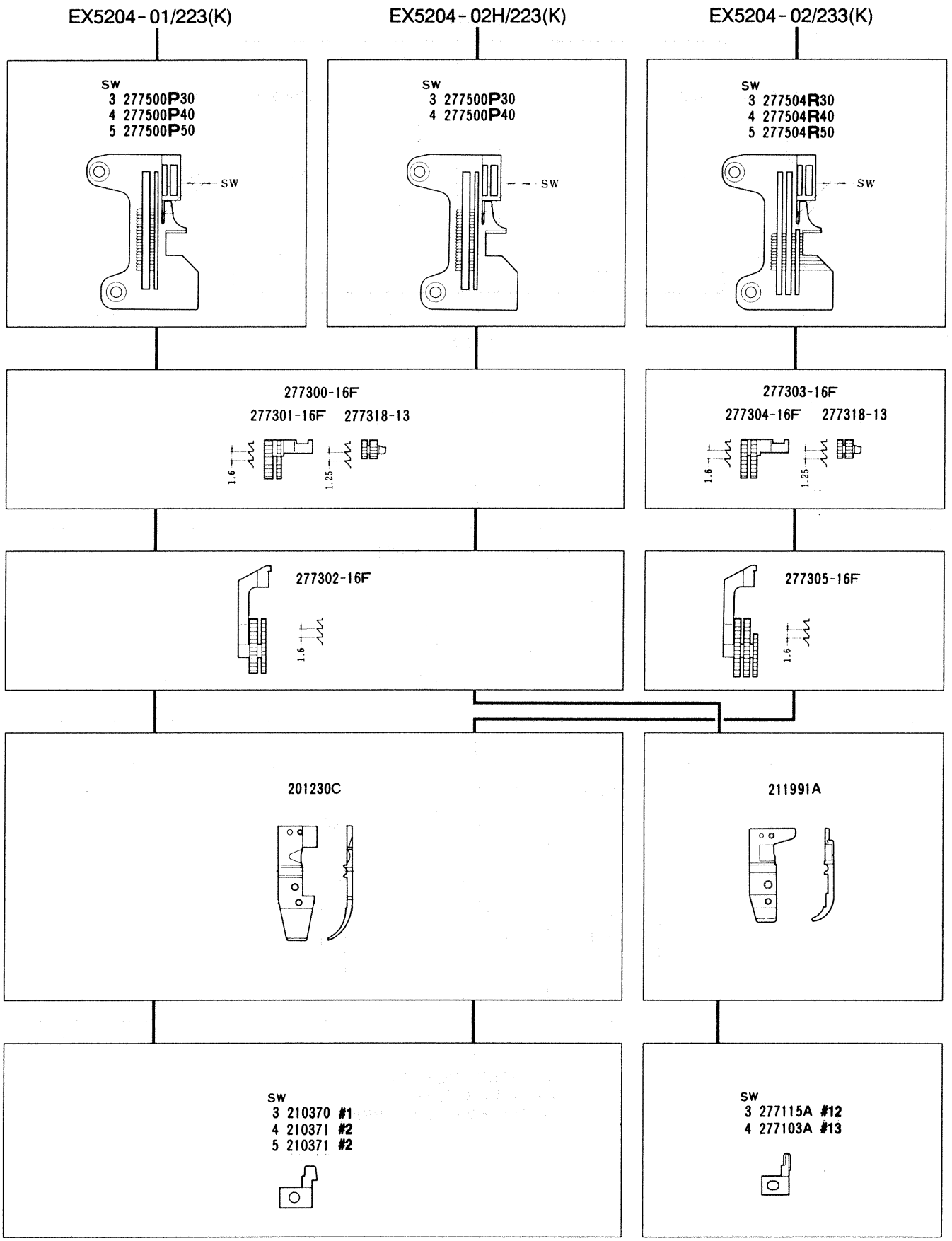

EX5204-01/223(K)

EX5204-02H/223(K)

EX5204-02/233(K)

179630-92

275019A

277010 #2

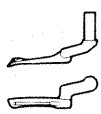

277015

-01/223
-02H/223

-01/223K
-02H/223K

201121A

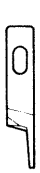

210755

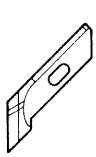

202295

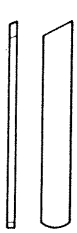

-02/233

-02/233K

201121A

210755

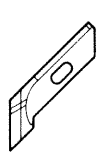

SW
3 201127

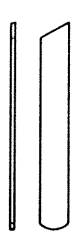

SW
4 202295
5 202295

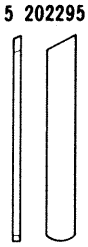

地縫用(極薄生地)
PLAIN SEAMING
(EXTRA LIGHT
WEIGHT FABRIC)

地縫用(薄生地)
PLAIN SEAMING
(LIGHT WEIGHT FABRIC)

地縫用(薄生地)
PLAIN SEAMING
(LIGHT WEIGHT FABRIC)

277005

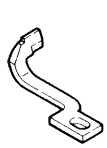

277004

EX5200 Series

EX5214-01/233(K)

NG×SW
2×3 277505P30
2×4 277505P40

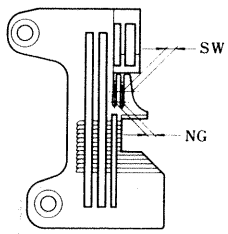

EX5212-02/333(K)

NG×SW
2×3 277505R30
2×4 277505R40
2×5 277505R50

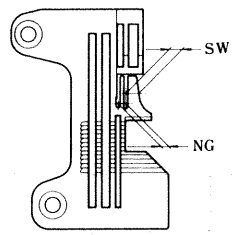

277303-16F
277304-16F 277318-13

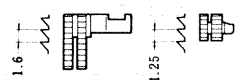

277305-16F

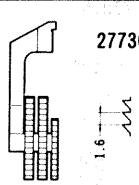

201230C

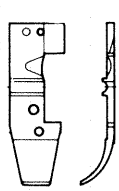

SW
3 201396B

SW
4 201310A

SW
3 210503 #5
4 210374 #7
5 210374 #7

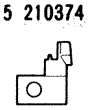

EX5214-01/233(K)

EX5212-02/333(K)

NG
2 277022-92 275019B

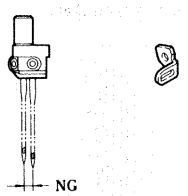

277010B #6

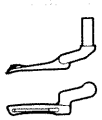

277013 #7

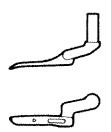

277015

-01/233
-02/333

201121A

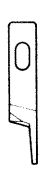

-01/233K
-02/333K

210755

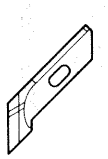

202295

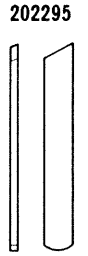

地縫用(極薄生地)
PLAIN SEAMING
(EXTRA LIGHT WEIGHT FABRIC)

地縫用(薄生地)
PLAIN SEAMING
(LIGHT WEIGHT FABRIC)

EX5200 Series

EX5214-03/333(K)
EX5214-03C3/333(K)

EX5214-M03/333(K)
EX5214-M03C3/333(K)

NG×SW
2×3 277505R30
2×4 277505R40
2×5 277505R50

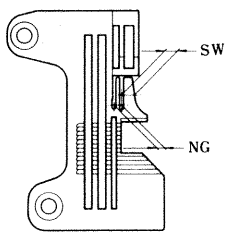

277303-16F
277304-16F 277318-13

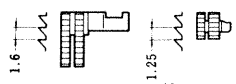

277305-16F

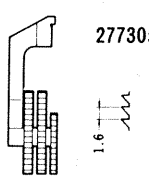

201230C

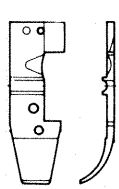

SW
3 210503 #5
4 210374 #7
5 210374 #7

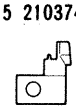

EX5214-03/333(K)
EX5214-03C3/333(K)

EX5214-M03/333(K)
EX5214-M03C3/333(K)

NG
2 277022-92 275019B

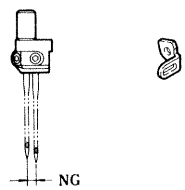

277010A #5

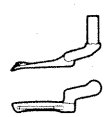

277015

277034

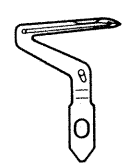

-03•03C3/333
-M03•M03C3/333

201121A

-03•03C3/333K
-M03•M03C3/333K

210755

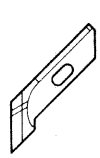

202295

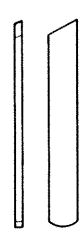

地縫用(中厚生地)
PLAIN SEAMING
(MEDIUM WEIGHT FABRIC)

地縫用(中厚生地)
PLAIN SEAMING
(MEDIUM WEIGHT FABRIC)

裾引用
サージング用
BLINDSTITCH HEMMING
SERGING

EX5200 Series

ゲージーパーツ 系列構成図
GAUGE PARTS
CONSTRUCTION CHART

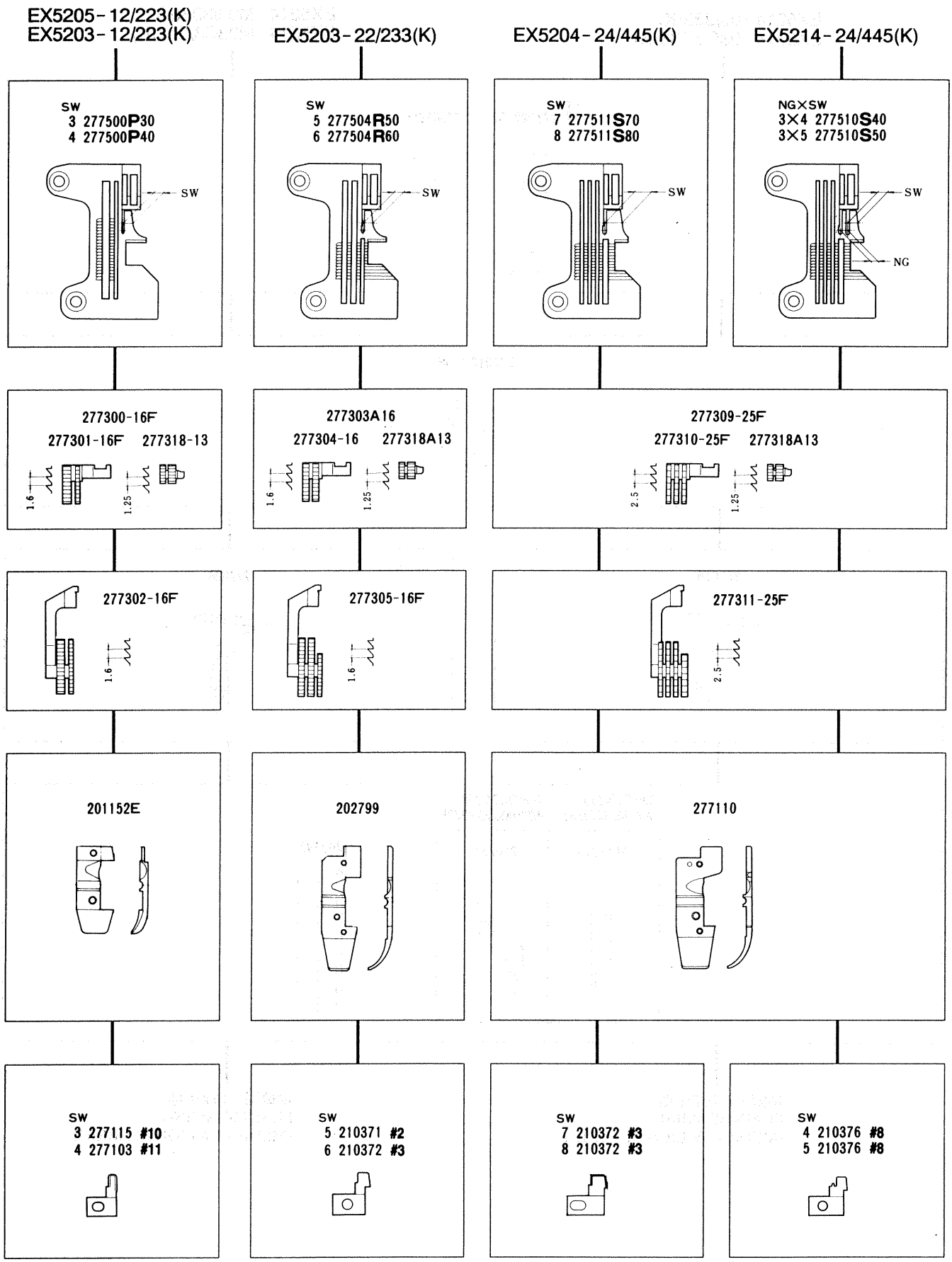

EX5205-12/223(K)
EX5203-12/223(K)

EX5203-22/233(K)

EX5204-24/445(K)

EX5214-24/445(K)

179630-92 275019A

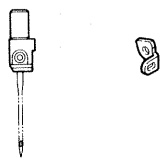

NG
3 277024-92 275019C

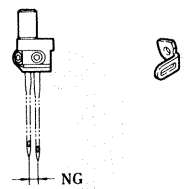

EX5203
277014A #8

EX5205
277010 #2

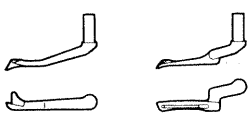

277014B #9

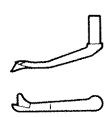

277011 #3

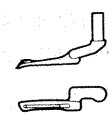

277015

-12/223
-22/233

201121A

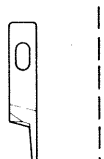

-12/223K
-22/233K

210755

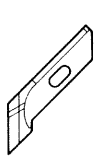

202295



-24/445

277000

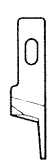

-24/445K

211662

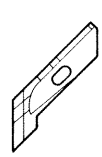

277009

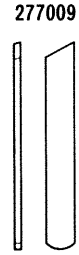

裾引用(薄生地)
BLINDSTITCH HEMMING
(LIGHT WEIGHT FABRIC)

サージング用(薄生地)
SERGING
(LIGHT WEIGHT FABRIC)

サージング用(厚生地)
SERGING
(HEAVY WEIGHT FABRIC)

EX5200 Series

EX5204-32R1/223(K)

SW
3 277503S30

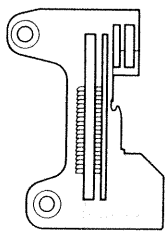

277300-16F
277301-16F 277318-13

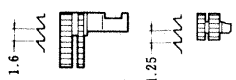

EX5204-32R2/223(K)

SW
1.5 277512P15

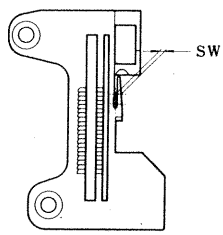

277315-16F
277301-16F 277319-13

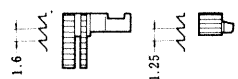

EX5204-32R2/223L(K)

SW
1,5 277502P15

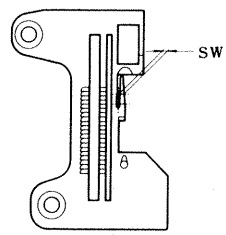

277302-16F

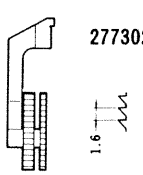

202799

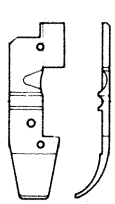

SW
3 210761

SW
1.5 205525

EX5204-32R1/223(K)

EX5204-32R2/233L(K)

EX5204-32R2/223(K)

179630-92

275019A

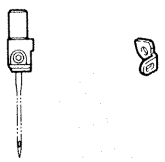

277010A #5

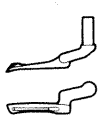

277010 #2

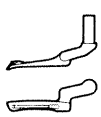

277015

-32R1/223
-32R2/223L
-32R2/223

-32R1/223K
-32R2/223LK
-32R2/223K

201121A

210755

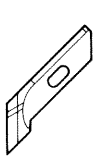

202295

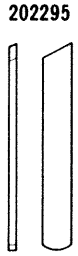

下巻縫用(薄生地)
TURN DOWN HEMMING
(LIGHT WEIGHT FABRIC)

下巻縫用(薄生地)
TURN DOWN HEMMING
(LIGHT WEIGHT FABRIC)

下巻縫用(薄生地)
TURN DOWN HEMMING
(LIGHT WEIGHT FABRIC)

ヒダ取り用
ヒダ取り・パイピング用
SHIRRING
SHIRRING•PIPING

EX5200 Series

ゲージーパーツ 系列構成図
GAUGE PARTS
CONSTRUCTION CHART

EX5214-43/333(K)　EX5214-43P1/333(K)　EX5214-43P2/333(K)

NG×SW
2×3 277505R30
2×4 277505R40

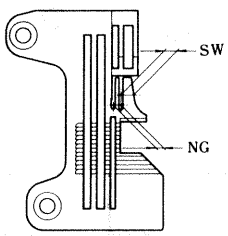

277306-16
277307-16　277318-13

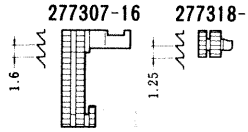

277308-16

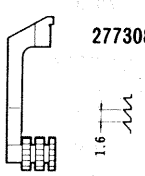

SW
3 277124
4 277124

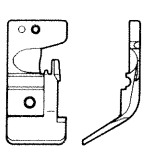

SW
3 277125
4 277125

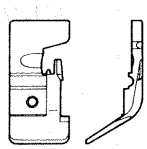

EX5214-43/333(K)

EX5214-43P1/333(K)

EX5214-43P2/333(K)

NG
2 277022-92 275019B

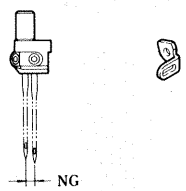

277010A #5

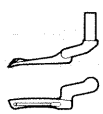

277015

-43/333
-43P1•43P2/333

201121A

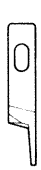

-43/333K
-43P1•43P2/333K

210755

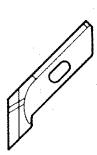

202295

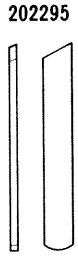

ヒダ取り用(中厚生地)
SHIRRING
(MEDIUM WEIGHT FABRIC)

ヒダ取り・パイピング用
(中厚生地)
SHIRRING•PIPING
(MEDIUM WEIGHT FABRIC)

ヒダ取り・パイピング用
(中厚生地)
SHIRRING•PIPING
(MEDIUM WEIGHT FABRIC)

EX5200 Series

EX5214-53/333(K)
EX5214-53C3/333(K)

EX5214-M53/333(K)
EX5214-M53C3/333(K)

NG×SW
2×3 277505**R30**
2×4 277505**R40**
2×5 277505**R50**

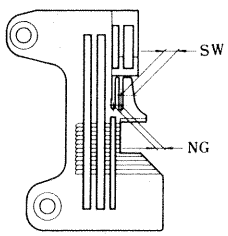

277303-16F
277304-16F 277318-13

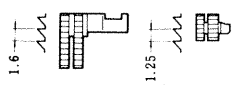

277305-16F

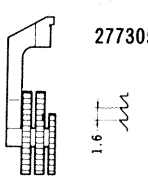

277112

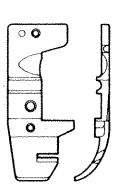

SW
3 277159 **#22**
4 208651
5 208651

EX5214-53/333(K)
EX5214-53C3/333(K)

EX5214-M53/333(K)
EX5214-M53C3/333(K)

NG
2 277022-92 275019B

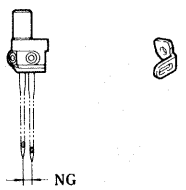

277010A #5

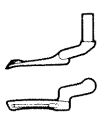

277015

277034

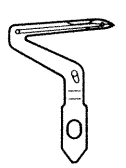

-53•53C3/333
-M53•M53C3/333

201121A

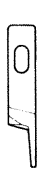

-53•53C3/333K
-M53•M53C3/333K

210755

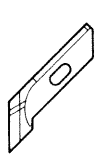

202295

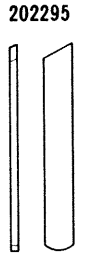

テープ付用(中厚生地)
ATTACHING TAPE
(MEDIUM WEIGHT FABRIC)

テープ付用(中厚生地)
ATTACHING TAPE
(MEDIUM WEIGHT FABRIC)

EX5200 Series

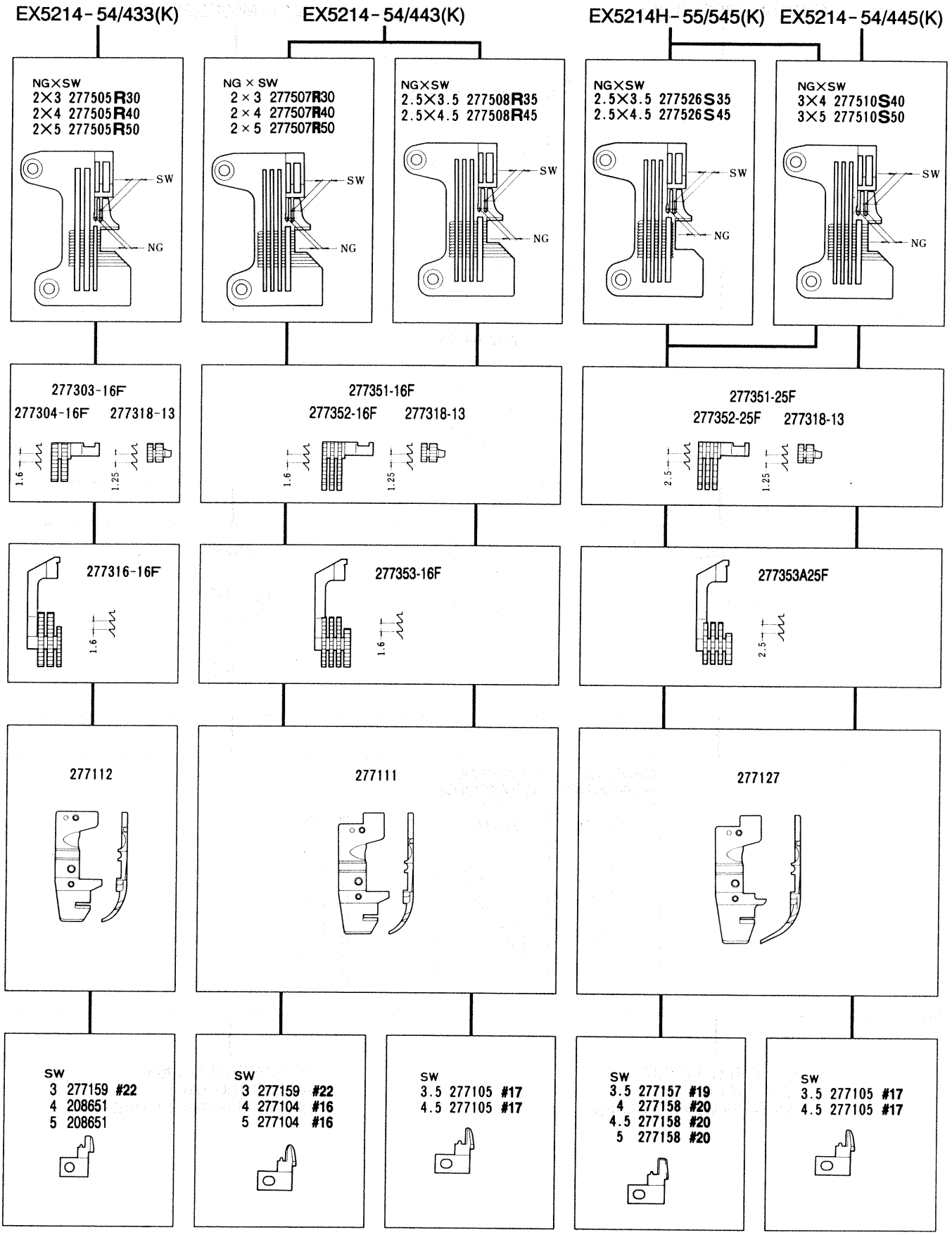

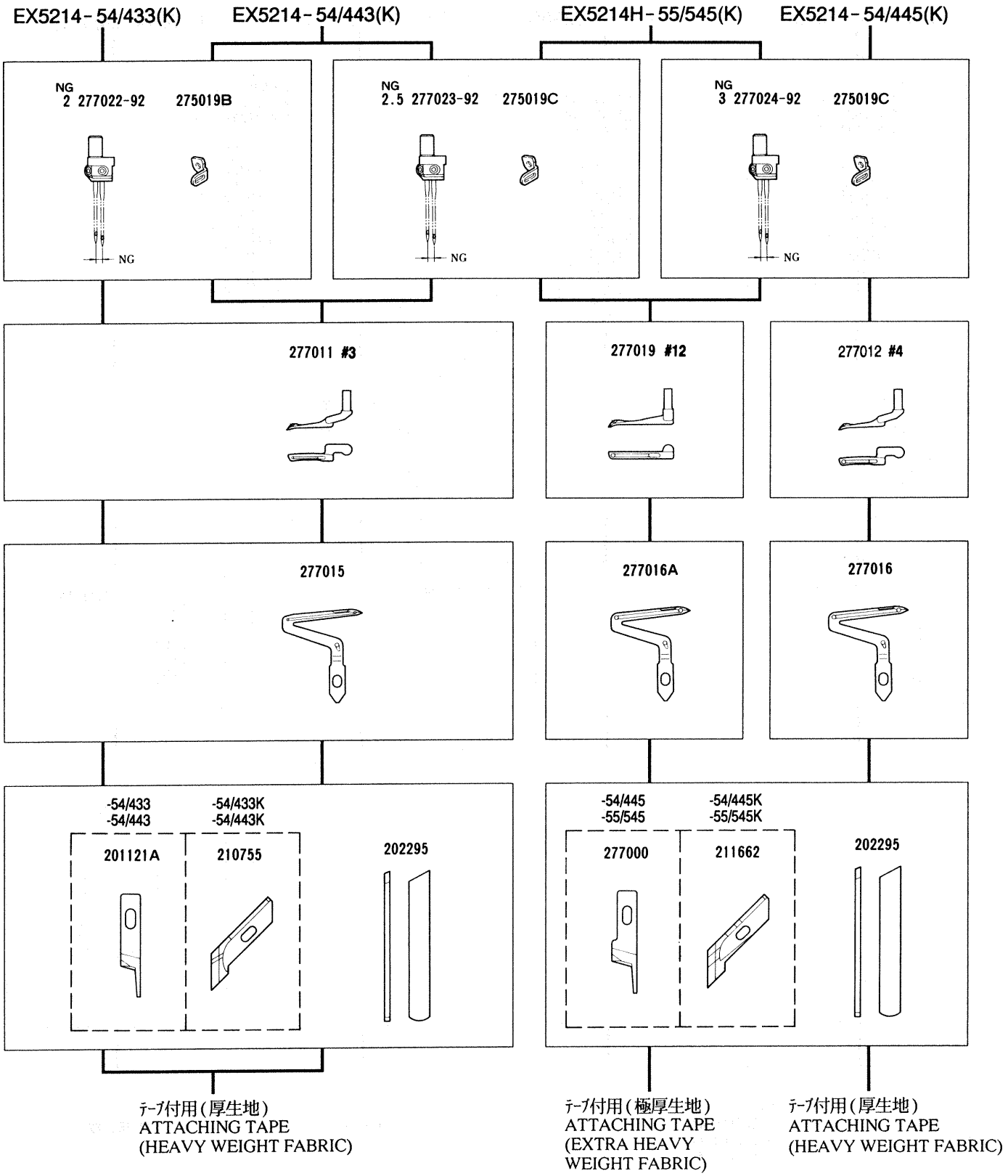
EX5214-54/433(K)
EX5214-54/443(K)
EX5214H-55/545(K)
EX5214-54/445(K)
NG
2 277022-92 275019B
NG
NG
2.5 277023-92 275019C
NG
NG
3 277024-92 275019C
NG
277011 #3
277019 #12
277012 #4
277015
277016A
277016
-54/433
-54/443
-54/433K
-54/443K
201121A
210755
202295
-54/445
-55/545
-54/445K
-55/545K
277000
211662
202295
ﾃｰﾌﾟ付用(厚生地)
ATTACHING TAPE
(HEAVY WEIGHT FABRIC)
ﾃｰﾌﾟ付用(極厚生地)
ATTACHING TAPE
(EXTRA HEAVY
WEIGHT FABRIC)
ﾃｰﾌﾟ付用(厚生地)
ATTACHING TAPE
(HEAVY WEIGHT FABRIC)

EX5200 Series

EX5204-82/233(K)

SW
3 277532-30
4 277532-40
5 277532-50

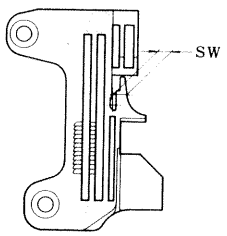

277303B16F
277304A16F 277318-13

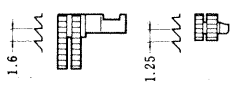

277305A16F

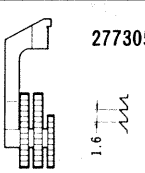

SW
3 277115 #10
4 277103 #11
5 277103 #11

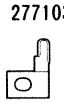

EX5204-82/223(K)

SW
3 277531-30
4 277531-40
5 277531-50

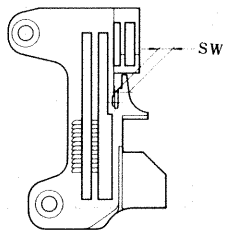

277340-16F
277341-16F 277318-13

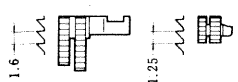

277342-16F

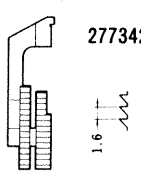

277114

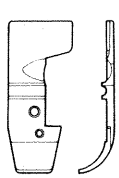

301510

EX5214-83/323(K)

NG×SW
2×3 277530-30
2×4 277530-40

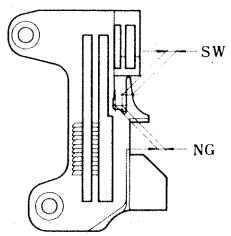

EX5214-84/423(K)

277317-16F

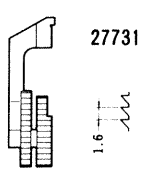

277113

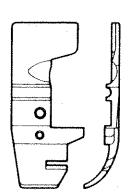

277160 #23

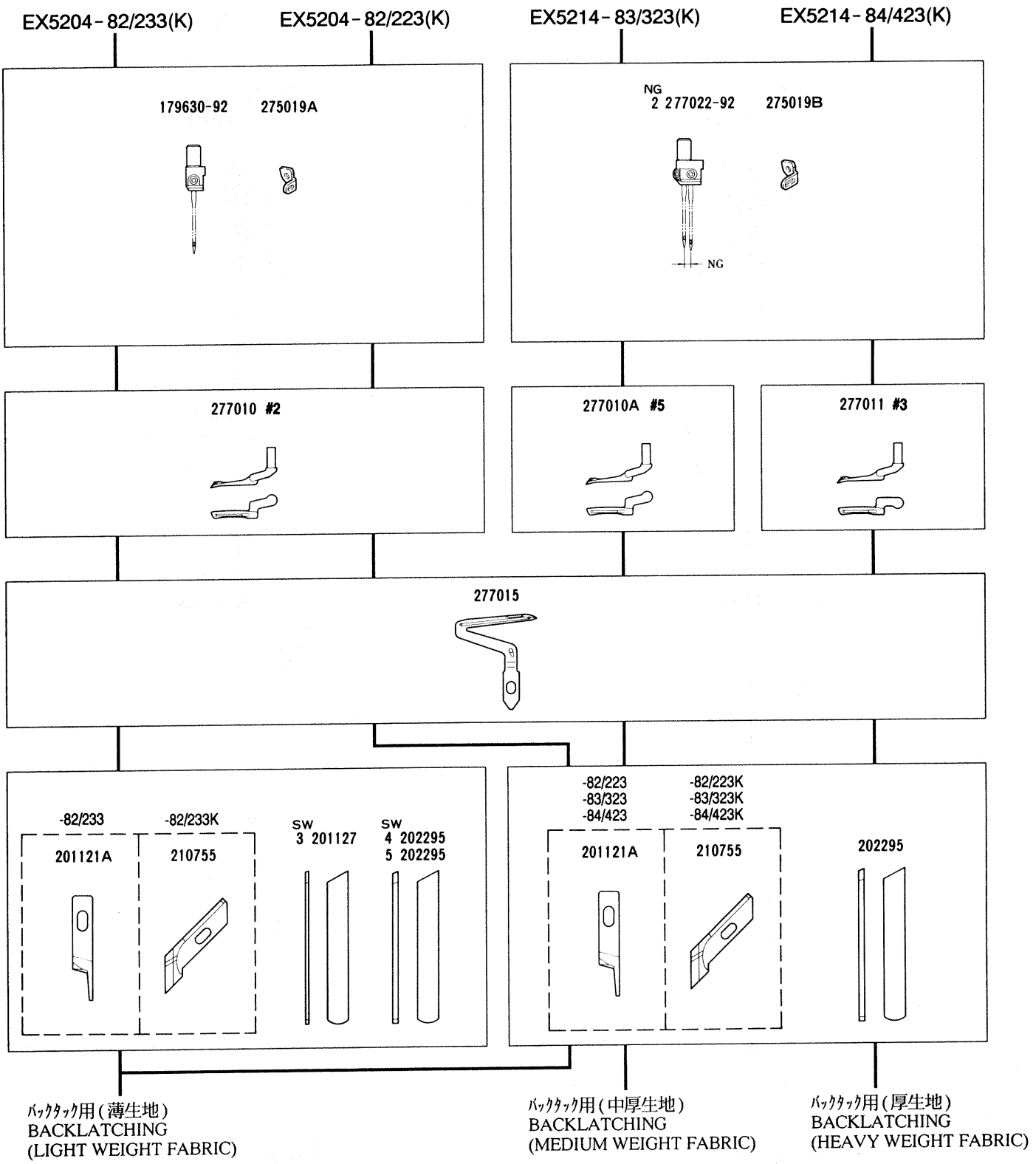
EX5204-82/233(K)
EX5204-82/223(K)
EX5214-83/323(K)
EX5214-84/423(K)
179630-92
275019A
NG
2 277022-92
275019B
NG
277010 #2
277010A #5
277011 #3
277015
-82/233
-82/233K
201121A
210755
SW
3 201127
SW
4 202295
5 202295
-82/223
-83/323
-84/423
-82/223K
-83/323K
-84/423K
201121A
210755
202295
バックタック用(薄生地)
BACKLATCHING
(LIGHT WEIGHT FABRIC)
バックタック用(中厚生地)
BACKLATCHING
(MEDIUM WEIGHT FABRIC)
バックタック用(厚生地)
BACKLATCHING
(HEAVY WEIGHT FABRIC)

EX5200 Series

EX5204-92M1/223(K)

SW
3 277531-30
4 277531-40

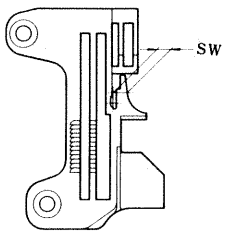

277340-16F
277341-16F 277318-13

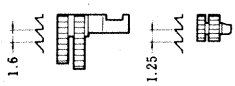

277342-16F

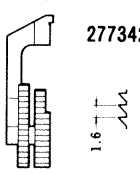

211991A

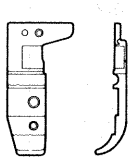

SW
3 277115A #12
4 277103A #13

EX5214-92M2/223(K)

NG×SW
2×3 277501R30
2×4 277501R40

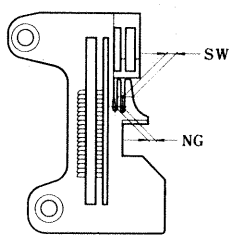

277300-16F
277301-16F 277318-13

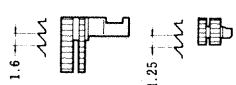

277302-16F

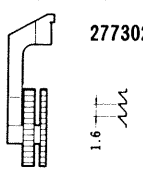

201152E

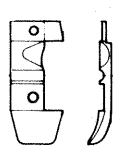

SW
3 201396B

SW
4 201310A

EX5204-92M1/223(K)

179630-92 275019A

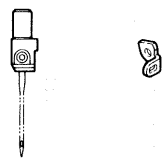

277010 #2

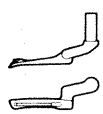

EX5214-92M2/223(K)

NG
2 277022-92 275019B

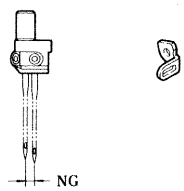

277010B #6

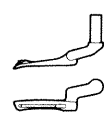

277015

-92M1/223
-92M2/223

201121A

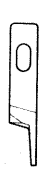

-92M1/223K
-92M2/223K

210755

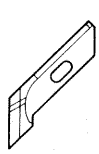

202295

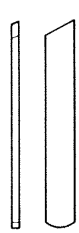

多用途用(薄生地)
MULTI-USE
(LIGHT WEIGHT FABRIC)

多用途用(薄生地)
MULTI-USE
(LIGHT WEIGHT FABRIC)

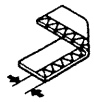



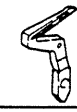
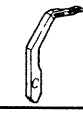

形式	ゲージ		針板	主送り歯(組)	主送り歯本体	補助送り歯	差動送り歯	押エ(組)	上ルーパー	上スプレッダー	下ルーパー	二重環ルーパー
MACHINE TYPE /SPEC.	GAUGE		NEEDLE PLATE	MAIN FEED DOG ASS.	MAIN FEED DOG	AUX. FEED DOG	DIFF. FEED DOG	PRESSER FOOT ASS.	UPPER LOOPER	UPPER SPREADER	LOWER LOOPER	CHAINSTITCH LOOPER
	NG	SW										
(15) EX3216-01/222(K)	2	3	277514P30	277323-13	(277324-13)	(277318-13)	277326-13	277117	277010 #2	277014A #8	277015	277018
		4	〃 40									
	3	3	277515P30					277118				
		4	277513P40				277325-13					
		5	〃 50									
(15) EX3216-01A/222	2	3	277514P30	277323-13	(277324-13)	(277318-13)	277326-13	211907	277010 #2	277014A #8	277015	277018
		4	〃 40									
	3	3	277515P30					211909				
		4	277513P40				277325-13					
		5	〃 50					211910				

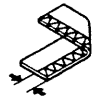

形式	ゲージ		上メス		下メス	オーバー針受		二重環針受		針留	針留糸道	針
			平メス	角メス		前	後	前	後			
MACHINE TYPE /SPEC.	GAUGE		UPPER KNIFE		LOWER KNIFE	OVERLOCK NEEDLE GUARD		CHAINSTITCH NEEDLE GUARD		NEEDLE HOLDER	THREAD GUIDE (NDL HOLDER)	NEEDLE
	NG	SW	FLAT KNIFE	ANGLED KNIFE		FRONT	REAR	FRONT	REAR			
(15) EX3216-01/222(K)	2	3	201121A	210755	202295	277007	277004	277008	277006	277026-92	275030	DC × 27 #11
		4										
	3	3								277027-92		
		4										
		5										
(15) EX3216-01A/222	2	3	202527A	———	202295	277007	277004	277008	277006	277026-92	275030	DC × 27 #11
		4										
	3	3								277027-92		
		4										
		5										

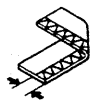

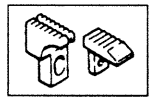

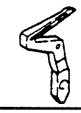
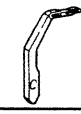

形式	ゲージ		針板	主送り歯(組)	主送り歯本体	補助送り歯	差動送り歯	押エ(組)	上ルーパー	上スプレッダー	下ルーパー	二重環ルーパー
MACHINE TYPE /SPEC.	GAUGE		NEEDLE PLATE	MAIN FEED DOG ASS.	MAIN FEED DOG	AUX. FEED DOG	DIFF. FEED DOG	PRESSER FOOT ASS.	UPPER LOOPER	UPPER SPREADER	LOWER LOOPER	CHAINSTITCH LOOPER
	NG	SW										
(15) EX3216-02/223(K)	2	3	277514R30	277323-16	(277324-16)	(277318-13)	277326-16	277117	277010 #2	277014A #8	277015	277018
		4	〃 40									
	3	3	277515R30					277118				
		4	277513R40				277325-16					
		5	〃 50									
(15) EX3216-02A/223	2	3	277514R30	277323-16	(277324-16)	(277318-13)	277326-16	211907	277010 #2	277014A #8	277015	277018
		4	〃 40									
	3	3	277515R30					211909				
		4	277513R40				277325-16					
		5	〃 50					211910				

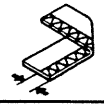

形式	ゲージ		上メス		下メス	オーバー針受		二重環針受		針留	針留糸道	針
			平メス	角メス		前	後	前	後			
MACHINE TYPE /SPEC.	GAUGE		UPPER KNIFE		LOWER KNIFE	OVERLOCK NEEDLE GUARD		CHAINSTITCH NEEDLE GUARD		NEEDLE HOLDER	THREAD GUIDE (NDL HOLDER)	NEEDLE
	NG	SW	FLAT KNIFE	ANGLED KNIFE		FRONT	REAR	FRONT	REAR			
(15) EX3216-02/223(K)	2	3	201121A	210755	202295	277007	277004	277008	277006	277026-92	275030	DC × 27 #11
		4										
	3	3								277027-92		
		4										
		5										
(15) EX3216-02A/223	2	3	202527A	———	202295	277007	277004	277008	277006	277026-92	275030	DC × 27 #11
		4										
	3	3								277027-92		
		4										
		5										

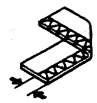

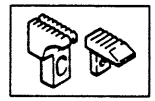

形式	ゲージ		針板	主送り歯(組)	主送り歯本体	補助送り歯	差動送り歯	押エ(組)	上ルーパー	上スプレッダー	下ルーパー	二重環ルーパー
MACHINE TYPE /SPEC.	GAUGE		NEEDLE PLATE	MAIN FEED DOG ASS.	MAIN FEED DOG	AUX. FEED DOG	DIFF. FEED DOG	PRESSER FOOT ASS.	UPPER LOOPER	UPPER SPREADER	LOWER LOOPER	CHAINSTITCH LOOPER
	NG	SW										
(15) EX3216-03/233(K)	3	4	277517R40	277327-16	(277328-16)	(277318-13)	277330-16	277118	277010A #5	277014B #9	277015	277018
		5	〃 50									
	5	5	277516R50				277329-16	277119				
		6	〃 60									
(15) EX3216-03/333(K)	3	4	277517R40	277327-16	(277328-16)	(277318-13)	277330-16	277118	277010 #2	277014A #8	277015	277018
	5	5	277516R50				277329-16	277119				
EX3244-03/333(K)	3×2	4	277518R40	277327-16	(277328-16)	(277318-13)	277329-16	277118A	277010A #5	———	277015	277018
	5×2	4	277519R40					277119A				

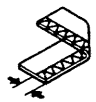

形式	ゲージ		上メス		下メス	オーバー針受		二重環針受		針留	針留糸道	針
			平メス	角メス		前	後	前	後			
MACHINE TYPE /SPEC.	GAUGE		UPPER KNIFE		LOWER KNIFE	OVERLOCK NEEDLE GUARD		CHAINSTITCH NEEDLE GUARD		NEEDLE HOLDER	THREAD GUIDE (NDL HOLDER)	NEEDLE
	NG	SW	FLAT KNIFE	ANGLED KNIFE		FRONT	REAR	FRONT	REAR			
(15) EX3216-03/233(K)	3	4	201121A	210755	202295	277007	277004	277008	277006	277027-92	275030	DC×27 #14
		5										
	5	5								277028-92		
		6										
(15) EX3216-03/333(K)	3	4	201121A	210755	202295	277007	277004	277008	277006	277027-92	275030	DC×27 #14
	5	5								277028-92		
EX3244-03/333(K)	3×2	4	201121A	210755	202295	277007	277004	277008	277006	277030-92	275030	DC×27 #11
	5×2	4								277031-92		

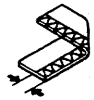

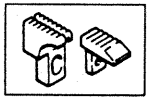

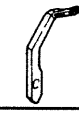

形式	ゲージ		針板	主送り歯(組)	主送り歯本体	補助送り歯	差動送り歯	押エ(組)	上ルーパー	上スプレッダー	下ルーパー	二重環ルーパー
MACHINE TYPE /SPEC.	GAUGE		NEEDLE PLATE	MAIN FEED DOG ASS.	MAIN FEED DOG	AUX. FEED DOG	DIFF. FEED DOG	PRESSER FOOT ASS.	UPPER LOOPER	UPPER SPREADER	LOWER LOOPER	CHAINSTITCH LOOPER
	NG	SW										
(15) EX3216-04/435(K)	5	5	277524T50	277337-25	(277338-25)	(277318-13)	277339-25	277122	277011 #3	277014 #1	277015	277018-C
		6	〃 60									
EX3244-04/435(K)	5×3	4	277525T40	277337-25	(277338-25)	(277318-13)	277339-25	277123	277011 #3	———	277015	277018-C
(15) EX3216H-05/535(K)	5	5	277524T50	277337-25	(277338-25)	(277318-13)	277339-25	277129	277017 #11	277014A #8	277015A	277018-C
		6	〃 60									
		7	〃 70									



形式	ゲージ		上メス		下メス	オーバー針受		二重環針受		針留	針留糸道	針
			平メス	角メス		前	後	前	後			
MACHINE TYPE /SPEC.	GAUGE		UPPER KNIFE		LOWER KNIFE	OVERLOCK NEEDLE GUARD		CHAINSTITCH NEEDLE GUARD		NEEDLE HOLDER	THREAD GUIDE (NDL HOLDER)	NEEDLE
	NG	SW	FLAT KNIFE	ANGLED KNIFE		FRONT	REAR	FRONT	REAR			
(15) EX3216-04/435(K)	5	5	277000	211662	277009	277007	277004	277008	277006	277029-92	275030A	DC×27 #21
		6										
EX3244-04/435(K)	5×3	4	277000	211662	277009	277007	277004	277008	277006	277032-92	275030A	DC×27 #21
(15) EX3216H-05/535(K)	5	5	277000	211662	277009	277007	277004	277008	277006	277029-92	275030A	DO×5 #21
		6										
		7										

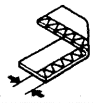

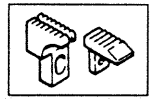

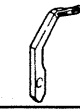

形式	ゲージ		針板	主送り歯(組)	主送り歯本体	補助送り歯	差動送り歯	押エ(組)	上ルーパー	上スプレッダー	下ルーパー	二重環ルーパー
MACHINE TYPE /SPEC.	GAUGE		NEEDLE PLATE	MAIN FEED DOG ASS.	MAIN FEED DOG	AUX. FEED DOG	DIFF. FEED DOG	PRESSER FOOT ASS.	UPPER LOOPER	UPPER SPREADER	LOWER LOOPER	CHAINSTITCH LOOPER
	NG	SW										
(15) EX3216-42/233(K)	3	4	277521R40	277334-16	(277335-16)	(277318-13)	277336-16	277120	277010A #5	277014B #9	277015	277018
		5	〃 50									
	5	5	277520R50	277331-16	(277332-16)		277333-16	277121				
		6	〃 60									
(15) EX3216-43/335(K)	5	5	277520S50	277331-25	(277332-25)	(277318-13)	277333-25	277121	277010 #2	277014A #8	277015	277018
		6	〃 60									
EX3216-53/233(K)	3	4	277523R40	277327-16	(277328-16)	(277318-13)	277330A16	277118B	277010 #2	———	277015	277018
		5	〃 50									
	5	5	277522R50				277329A16	277119B				

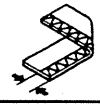

形式	ゲージ		上メス		下メス	オーバー針受		二重環針受		針留	針留糸道	針
			平メス	角メス		前	後	前	後			
MACHINE TYPE /SPEC.	GAUGE		UPPER KNIFE		LOWER KNIFE	OVERLOCK NEEDLE GUARD		CHAINSTITCH NEEDLE GUARD		NEEDLE HOLDER	THREAD GUIDE (NDL HOLDER)	NEEDLE
	NG	SW	FLAT KNIFE	ANGLED KNIFE		FRONT	REAR	FRONT	REAR			
(15) EX3216-42/233(K)	3	4	201121A	210755	202295	277007	277004	277008	277006	277027-92	275030	DC × 27 # 14
		5										
	5	5								277028-92		
		6										
(15) EX3216-43/335(K)	5	5	201121A	210755	202295	277007	277004	277008	277006	277028-92	275030	DC × 27 # 16
		6										
EX3216-53/233(K)	3	4	201121A	210755	202295	277007	277004	277008	277006	277027-92	275030	DC × 27 # 11
		5										
	5	5								277028-92		

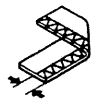

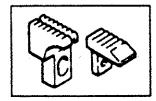

形式	ゲージ		針板	主送り歯(組)	主送り歯本体	補助送り歯	差動送り歯	押エ	押エ爪	上ルーパー	下ルーパー	
MACHINE TYPE /SPEC.	GAUGE		NEEDLE PLATE	MAIN FEED DOG ASS.	MAIN FEED DOG	AUX. FEED DOG	DIFF. FEED DOG	PRESSER FOOT	PRESSER FOOT FINGER	UPPER LOOPER	LOWER LOOPER	
	NG	SW										
EX5204-01/223(K)	-	3	277500P30	277300-16F	(277301-16F)	(277318-13)	277302-16F	201230C	210370 #1	277010 #2	277015	
		4	〃 40						210371 #2			
		5	〃 50									
EX5214-01/233(K)	2	3	277505P30	277303-16F	(277304-16F)	(277318-13)	277305-16F	201230C	201396B	277010B #6	277015	
		4	〃 40						201310A			

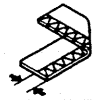

形式	ゲージ		上メス		下メス	針受		針留	針留糸道	針		
			平メス	角メス		前	後					
MACHINE TYPE /SPEC.	GAUGE		UPPER KNIFE		LOWER KNIFE	NEEDLE GUARD		NEEDLE HOLDER	THREAD GUIDE (NDL HOLDER)	NEEDLE		
	NG	SW	FLAT KNIFE	ANGLED KNIFE		FRONT	REAR					
EX5204-01/223(K)	-	3	201121A	210755	202295	277005	277004	179630-92	275019A	DC × 27 # 9		
		4										
		5										
EX5214-01/233(K)	2	3	201121A	210755	202295	277005	277004	277022-92	275019B	DC × 27 # 9		
		4										

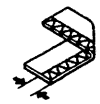



形式	ゲージ		針板	主送り歯(組)	主送り歯本体	補助送り歯	差動送り歯	押エ	押エ爪	上ルーパー	下ルーパー	
MACHINE TYPE /SPEC.	GAUGE		NEEDLE PLATE	MAIN FEED DOG ASS.	MAIN FEED DOG	AUX. FEED DOG	DIFF. FEED DOG	PRESSER FOOT	PRESSER FOOT FINGER	UPPER LOOPER	LOWER LOOPER	
	NG	SW										
EX5204-02/ 233(K)	-	3	277504R30	277303-16F	(277304-16F)	(277318-13)	277305-16F	201230C	210370 #1	277010 #2	277015	
		4	〃 40						210371 #2			
		5	〃 50									
EX5204-02H/ 223(K)	-	3	277500P30	277300-16F	(277301-16F)	(277318-13)	277302-16F	211991A	277115A #12	277010 #2	277015	
		4	〃 40						277103A #13			
EX5212-02/ 333(K)	2	3	277505R30	277303-16F	(277304-16F)	(277318-13)	277305-16F	201230C	210503 #5	277013 #7	277015	
		4	〃 40						210374 #7			
		5	〃 50									

形式	ゲージ		上メス		下メス	針受		針留	針留糸道	針		
			平メス	角メス		前	後					
MACHINE TYPE /SPEC.	GAUGE		UPPER KNIFE		LOWER KNIFE	NEEDLE GUARD		NEEDLE HOLDER	THREAD GUIDE (NDL HOLDER)	NEEDLE		
	NG	SW	FLAT KNIFE	ANGLED KNIFE		FRONT	REAR					
EX5204-02/ 233(K)	-	3	201121A	210755	201127	277005	277004	179630-92	275019A	DC × 27 # 9		
		4			202295							
		5										
EX5204-02H/ 223(K)	-	3	201121A	210755	202295	277005	277004	179630-92	275019A	DC × 27 # 9		
		4										
EX5212-02/ 333(K)	2	3	201121A	210755	202295	277005	277004	277022-92	275019B	DC × 27 # 14		
		4										
		5										

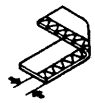

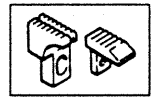

形式	ゲージ		針板	主送り歯(組)	主送り歯本体	補助送り歯	差動送り歯	押エ	押エ爪	上ルーパー	下ルーパー	
MACHINE TYPE /SPEC.	GAUGE		NEEDLE PLATE	MAIN FEED DOG ASS.	MAIN FEED DOG	AUX. FEED DOG	DIFF. FEED DOG	PRESSER FOOT	PRESSER FOOT FINGER	UPPER LOOPER	LOWER LOOPER	
	NG	SW										
EX5214-03/333(K)	2	3	277505R30	277303-16F	(277304-16F)	(277318-13)	277305-16F	201230C	210503 #5	277010A #5	277015	
		4	〃 40						210374 #7			
		5	〃 50									
EX5214-03C3/333(K)	2	3	277505R30	277303-16F	(277304-16F)	(277318-13)	277305-16F	201230C	210503 #5	277010A #5	277015	
		4	〃 40						210374 #7			
		5	〃 50									
EX5214-M03/333(K)	2	3	277505R30	277303-16F	(277304-16F)	(277318-13)	277305-16F	201230C	210503 #5	277010A #5	277034	
		4	〃 40						210374 #7			
		5	〃 50									
EX5214-M03C3/333(K)	2	3	277505R30	277303-16F	(277304-16F)	(277318-13)	277305-16F	201230C	210503 #5	277010A #5	277034	
		4	〃 40						210374 #7			
		5	〃 50									



形式	ゲージ		上メス		下メス	針受		針留	針留糸道	針		
			平メス	角メス		前	後					
MACHINE TYPE /SPEC.	GAUGE		UPPER KNIFE		LOWER KNIFE	NEEDLE GUARD		NEEDLE HOLDER	THREAD GUIDE (NDL HOLDER)	NEEDLE		
	NG	SW	FLAT KNIFE	ANGLED KNIFE		FRONT	REAR					
EX5214-03/333(K)	2	3	201121A	210755	202295	277005	277004	277022-92	275019B	DC × 27 # 9		
		4										
		5										
EX5214-03C3/333(K)	2	3	201121A	210755	202295	277005	277004	277022-92	275019B	DC × 27 # 11		
		4										
		5										
EX5214-M03/333(K)	2	3	201121A	210755	202295	277005	277004	277022-92	275019B	DC × 27 # 9		
		4										
		5										
EX5214-M03C3/333(K)	2	3	201121A	210755	202295	277005	277004	277022-92	275019B	DC × 27 # 11		
		4										
		5										

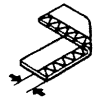



形式	ゲージ		針板	主送り歯(組)	主送り歯本体	補助送り歯	差動送り歯	押エ	押エ爪	上ルーパー	下ルーパー	
MACHINE TYPE /SPEC.	GAUGE		NEEDLE PLATE	MAIN FEED DOG ASS.	MAIN FEED DOG	AUX. FEED DOG	DIFF. FEED DOG	PRESSER FOOT	PRESSER FOOT FINGER	UPPER LOOPER	LOWER LOOPER	
	NG	SW										
EX5205-12/223(K)	-	3	277500P30	277300-16F	(277301-16F)	(277318-13)	277302-16F	201152E	277115 #10	277010 #2	277015	
		4	〃 40						277103 #11			
EX5203-12/223(K)	-	3	277500P30	277300-16F	(277301-16F)	(277318-13)	277302-16F	201152E	277115 #10	277014A #8	277015	
		4	〃 40						277103 #11			
EX5203-22/233(K)	-	5	277504R50	277303A16	(277304-16)	(277318A13)	277305-16	202799	210371 #2	277014B #9	277015	
		6	〃 60						210372 #3			
EX5204-24/445(K)	-	7	277511S70	277309-25F	(277310-25F)	(277318A13)	277311-25F	277110	210372 #3	277011 #3	277015	
		8	〃 80									
EX5214-24/445(K)	3	4	277510S40	277309-25F	(277310-25F)	(277318A13)	277311-25F	277110	210376 #8	277011 #3	277015	
		5	〃 50									



形式	ゲージ		上メス		下メス	針受		針留	針留糸道	針		
			平メス	角メス		前	後					
MACHINE TYPE /SPEC.	GAUGE		UPPER KNIFE		LOWER KNIFE	NEEDLE GUARD		NEEDLE HOLDER	THREAD GUIDE (NDL HOLDER)	NEEDLE		
	NG	SW	FLAT KNIFE	ANGLED KNIFE		FRONT	REAR					
EX5205-12/223(K)	-	3	201121A	210755	202295	277005	277004	179630-92	275019A	DC×27 #9		
		4										
EX5203-12/223(K)	-	3	201121A	210755	202295	277005	277004	179630-92	275019A	DC×27 #9		
		4										
EX5203-22/233(K)	-	5	201121A	210755	202295	277005	277004	179630-92	275019A	DC×27 #14		
		6										
EX5204-24/445(K)	-	7	277000	211662	277009	277005	277004	179630-92	275019A	DC×27 #18		
		8										
EX5214-24/445(K)	3	4	277000	211662	277009	277005	277004	277024-92	275019C	DC×27 #18		
		5										

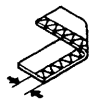

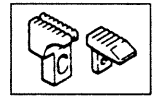

形式	ゲージ		針板	主送り歯(組)	主送り歯本体	補助送り歯	差動送り歯	押エ	押エ爪	上ルーパー	下ルーパー	
MACHINE TYPE /SPEC.	GAUGE		NEEDLE PLATE	MAIN FEED DOG ASS.	MAIN FEED DOG	AUX. FEED DOG	DIFF. FEED DOG	PRESSER FOOT	PRESSER FOOT FINGER	UPPER LOOPER	LOWER LOOPER	
	NG	SW										
EX5204-32R1/ 223(K)	-	3	277503S30	277300-16	(277301-16)	(277318-13)	277302-16	202799	210761	277010A #5	277015	
EX5204-32R2/ 223L(K)	-	1.5	277502P15	277315-16F	(277301-16F)	(277319-13)	277302-16F	202799	205525	277010 #2	277015	
EX5204-32R2/ 223(K)	-	1.5	277512P15	277315-16F	(277301-16F)	(277319-13)	277302-16F	202799	205525	277010 #2	277015	
EX5214-43/ 333(K)	2	3	277505R30	277306-16	(277307-16)	(277318-13)	277308-16	277124	———	277010A #5	277015	
		4	〃 40									
EX5214-43P1/333(K)	2	3	277505R30	277306-16	(277307-16)	(277318-13)	277308-16	277125	———	277010A #5	277015	
		4	〃 40									
EX5214-43P2/333(K)	2	3	277505R30	277306-16	(277307-16)	(277318-13)	277308-16	277125	———	277010A #5	277015	
		4	〃 40									



形式	ゲージ		上メス		下メス	針受		針留	針留糸道	針		
			平メス	角メス		前	後					
MACHINE TYPE /SPEC.	GAUGE		UPPER KNIFE		LOWER KNIFE	NEEDLE GUARD		NEEDLE HOLDER	THREAD GUIDE (NDL HOLDER)	NEEDLE		
	NG	SW	FLAT KNIFE	ANGLED KNIFE		FRONT	REAR					
EX5204-32R1/ 223(K)	-	3	201121A	210755	210762	277005	277004	179630-92	275019A	DC × 27 # 16		
EX5204-32R2/ 223L(K)	-	1.5	201121A	210755	202295	277005	277004	179630-92	275019A	DC × 27 # 11		
EX5204-32R2/ 223(K)	-	1.5	201121A	210755	202295	277005	277004	179630-92	275019A	DC × 27 # 11		
EX5214-43/ 333(K)	2	3	201121A	210755	202295	277005	277004	277022-92	275019B	DC × 27 # 11		
		4										
EX5214-43P1/333(K)	2	3	201121A	210755	202295	277005	277004	277022-92	275019B	DC × 27 # 11		
		4										
EX5214-43P2/333(K)	2	3	201121A	210755	202295	277005	277004	277022-92	275019B	DC × 27 # 11		
		4										



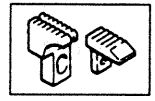

形式	ゲージ		針板	主送り歯(組)	主送り歯本体	補助送り歯	差動送り歯	押エ	押エ爪	上ルーパー	下ルーパー	
MACHINE TYPE /SPEC.	GAUGE		NEEDLE PLATE	MAIN FEED DOG ASS.	MAIN FEED DOG	AUX. FEED DOG	DIFF. FEED DOG	PRESSER FOOT	PRESSER FOOT FINGER	UPPER LOOPER	LOWER LOOPER	
	NG	SW										
EX5214-53/333(K)	2	3	277505R30	277303-16F	(277304-16F)	(277318-13)	277305-16F	277112	277159 #22	277010A #5	277015	
		4	〃 40						208651			
		5	〃 50									
EX5214-53C3/333(K)	2	3	277505R30	277303-16F	(277304-16F)	(277318-13)	277305-16F	277112	277159 #22	277010A #5	277015	
		4	〃 40						208651			
		5	〃 50									
EX5214-M53/333(K)	2	3	277505R30	277303-16F	(277304-16F)	(277318-13)	277305-16F	277112	277159 #22	277010A #5	277034	
		4	〃 40						208651			
		5	〃 50									
EX5214-M53C3/333(K)	2	3	277505R30	277303-16F	(277304-16F)	(277318-13)	277305-16F	277112	277159 #22	277010A #5	277034	
		4	〃 40						208651			
		5	〃 50									



形式	ゲージ		上メス		下メス	針受		針留	針留糸道	針		
			平メス	角メス		前	後					
MACHINE TYPE /SPEC.	GAUGE		UPPER KNIFE		LOWER KNIFE	NEEDLE GUARD		NEEDLE HOLDER	THREAD GUIDE (NDL HOLDER)	NEEDLE		
	NG	SW	FLAT KNIFE	ANGLED KNIFE		FRONT	REAR					
EX5214-53/333(K)	2	3	201121A	210755	202295	277005	277004	277022-92	275019B	DC × 27 # 9		
		4										
		5										
EX5214-53C3/333(K)	2	3	201121A	210755	202295	277005	277004	277022-92	275019B	DC × 27 # 11		
		4										
		5										
EX5214-M53/333(K)	2	3	201121A	210755	202295	277005	277004	277022-92	275019B	DC × 27 # 9		
		4										
		5										
EX5214-M53C3/333(K)	2	3	201121A	210755	202295	277005	277004	277022-92	275019B	DC × 27 # 11		
		4										
		5										

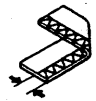



形式	ゲージ		針板	主送り歯(組)	主送り歯本体	補助送り歯	差動送り歯	押エ	押エ爪	上ルーパー	下ルーパー	
MACHINE TYPE /SPEC.	GAUGE		NEEDLE PLATE	MAIN FEED DOG ASS.	MAIN FEED DOG	AUX. FEED DOG	DIFF. FEED DOG	PRESSER FOOT	PRESSER FOOT FINGER	UPPER LOOPER	LOWER LOOPER	
	NG	SW										
EX5214-54/433(K)	2	3	277505R30	277303-16F	(277304-16F)	(277318-13)	277316-16F	277112	277159 #22	277011 #3	277015	
		4	〃 40						208651			
		5	〃 50									
EX5214-54/443(K)	2	3	277507R30	277351-16F	(277352-16F)	(277318-13)	277353-16F	277111	277159 #22	277011 #3	277015	
		4	〃 40						277104 #16			
		5	〃 50									
	2.5	3.5	277508R35						277105 #17			
		4.5	〃 45									
EX5214-54/445(K)	3	4	277510S40	277351-25F	(277352-25F)	(277318-13)	277353A25F	277127	277105 #17	277012 #4	277016	
		5	〃 50									
EX5214H-55/545(K)	2.5	3.5	277526S35	277351-25F	(277352-25F)	(277318-13)	277353A25F	277127	277157 #19	277019 #12	277016A	
		4.5	〃 45						277158 #20			
	3	4	277510S40									
		5	〃 50									



形式	ゲージ		上メス		下メス	針受		針留	針留糸道	針		
			平メス	角メス		前	後					
MACHINE TYPE /SPEC.	GAUGE		UPPER KNIFE		LOWER KNIFE	NEEDLE GUARD		NEEDLE HOLDER	THREAD GUIDE (NDL HOLDER)	NEEDLE		
	NG	SW	FLAT KNIFE	ANGLED KNIFE		FRONT	REAR					
EX5214-54/433(K)	2	3	201121A	210755	202295	277005	277004	277022-92	275019B	DC × 27 # 11		
		4										
		5										
EX5214-54/443(K)	2	3	201121A	210755	202295	277005	277004	277022-92	275019B	DC × 27 # 11		
		4										
		5										
	2.5	3.5						277023-92	275019C			
		4.5										
EX5214-54/445(K)	3	4	277000	211662	277009	277005	277004	277024-92	275019C	DC × 27 # 16		
		5										
EX5214H-55/545(K)	2.5	3.5	277000	211662	277009	277005	277004	277023-92	275019C	DO × 5 # 16		
		4.5										
	3	4						277024-92				
		5										

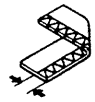

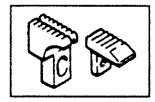

形式	ゲージ		針板	主送り歯(組)	主送り歯本体	補助送り歯	差動送り歯	押エ	押エ爪	上ルーパー	下ルーパー	
MACHINE TYPE /SPEC.	GAUGE		NEEDLE PLATE	MAIN FEED DOG ASS.	MAIN FEED DOG	AUX. FEED DOG	DIFF. FEED DOG	PRESSER FOOT	PRESSER FOOT FINGER	UPPER LOOPER	LOWER LOOPER	
	NG	SW										
EX5204-82/223(K)	-	3	277531-30	277340-16F	(277341-16F)	(277318-13)	277342-16F	277114	277115 #10	277010 #2	277015	
		4	〃 40						277103 #11			
		5	〃 50									
EX5204-82/233(K)	-	3	277532-30	277303B16F	(277304A16F)	(277318-13)	277305A16F	277114	277115 #10	277010 #2	277015	
		4	〃 40						277103 #11			
		5	〃 50									
EX5214-83/323(K)	2	3	277530-30	277340-16F	(277341-16F)	(277318-13)	277342-16F	277114	301510	277010A #5	277015	
		4	〃 40									
EX5214-84/423(K)	2	3	277530-30	277340-16F	(277341-16F)	(277318-13)	277317-16F	277113	277160 #23	277011 #3	277015	
		4	〃 40									

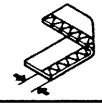

形式	ゲージ		上メス		下メス	針受		針留	針留糸道	針		
			平メス	角メス		前	後					
MACHINE TYPE /SPEC.	GAUGE		UPPER KNIFE		LOWER KNIFE	NEEDLE GUARD		NEEDLE HOLDER	THREAD GUIDE (NDL HOLDER)	NEEDLE		
	NG	SW	FLAT KNIFE	ANGLED KNIFE		FRONT	REAR					
EX5204-82/223(K)	-	3	201121A	210755	202295	277005	277004	179630-92	275019A	DC × 27 # 9		
		4										
		5										
EX5204-82/233(K)	-	3	201121A	210755	201127	277005	277004	179630-92	275019A	DC × 27 # 9		
		4			202295							
		5										
EX5214-83/323(K)	2	3	201121A	210755	202295	277005	277004	277022-92	275019B	DC × 27 # 9		
		4										
EX5214-84/423(K)	2	3	201121A	210755	202295	277005	277004	277022-92	275019B	DC × 27 # 11		
		4										

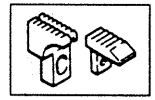

形式	ゲージ		針板	主送り歯(組)	主送り歯本体	補助送り歯	差動送り歯	押エ	押エ爪	上ルーパー	下ルーパー	
MACHINE TYPE /SPEC.	GAUGE		NEEDLE PLATE	MAIN FEED DOG ASS.	MAIN FEED DOG	AUX. FEED DOG	DIFF. FEED DOG	PRESSER FOOT	PRESSER FOOT FINGER	UPPER LOOPER	LOWER LOOPER	
	NG	SW										
EX5204-92M1/ 223(K)	-	3	277531-30	277340-16F	(277341-16F)	(277318-13)	277342-16F	211991A	277115A #12	277010 #2	277015	
		4	〃 40						277103A #13			
EX5214-92M2/ 223(K)	2	3	277501R30	277300-16F	(277301-16F)	(277318-13)	277302-16F	201152E	201396B	277010B #6	277015	
		4	〃 40						201310A			



形式	ゲージ		上メス		下メス	針受		針留	針留糸道	針		
			平メス	角メス		前	後					
MACHINE TYPE /SPEC.	GAUGE		UPPER KNIFE		LOWER KNIFE	NEEDLE GUARD		NEEDLE HOLDER	THREAD GUIDE (NDL HOLDER)	NEEDLE		
	NG	SW	FLAT KNIFE	ANGLED KNIFE		FRONT	REAR					
EX5204-92M1/ 223(K)	-	3	201121A	210755	202295	277005	277004	179630-92	275019A	DC × 27 # 9		
		4										
EX5214-92M2/ 223(K)	2	3	201121A	210755	202295	277005	277004	277022-92	275019B	DC × 27 # 9		
		4										

INDEX

PART NO.	PAGE	NO. REF.	PART NO.	PAGE	NO. REF.	PART NO.	PAGE	NO. REF.	PART NO.	PAGE	NO. REF.	PART NO.	PAGE	NO. REF.
189	73	26	504-CA	251	16	4014	351	20	4803	151	33	5409	71	9
233-CA	51	25	504-CA	351	16	4021	51	17	4803	251	8	5409	73	12
233-CA	151	25	505-CA	51	4	4021	151	17	4803	251	21	5476	51	3
233-CA	251	25	505-CA	151	4	4021	251	17	4803	251	24	5476	151	3
233-CA	351	25	505-CA	251	4	4021	351	17	4803	251	27	5476	251	3
293	51	28	505-CA	351	4	4022	51	14	4803	251	33	5476	351	3
293	151	28	505ACA	51	5	4022	151	14	4803	351	8	7008	7	17
293	251	28	505ACA	151	5	4022	251	14	4803	351	21	7008	17	3
293	351	28	505ACA	251	5	4022	351	14	4803	351	24	7008	17	8
293A	51	29	505ACA	351	5	4109	53	11	4803	351	27	7008	35	15
293A	151	29	506	51	36	4109	55	17	4803	351	33	7008	35	17
293A	251	29	506	151	36	4117	51	37	4805	39	15	7008	43	20
293A	351	29	506	251	36	4117	151	37	4805	43	7	7008	43	26
293B	51	30	506	351	36	4117	251	37	4805	51	18	7008	57	22
293B	151	30	507	51	10	4117	351	37	4805	51	38	7008	57	29
293B	251	30	507	151	10	4510	27	35	4805	73	28	7008	61	22
293B	351	30	507	251	10	4510	29	31	4805	151	18	7008	63	17
293C	51	31	507	351	10	4511	3	12	4805	151	38	7008	71	18
293C	151	31	509	51	2	4512	55	15	4805	251	18	7008	73	21
293C	251	31	509	151	2	4514	9	14	4805	251	38	7009	5	22
293C	351	31	509	251	2	4514	31	21	4805	351	18	7009	43	25
337	73	22	509	351	2	4514	37	11	4805	351	38	7009	57	20
338	73	29	512	51	13	4514	47	15	4806	69	11	7009	57	27
339	73	30	512	151	13	4523	9	27	4806	69	25	7009	61	20
339	73	35	512	251	13	4529	45	11	4806	69	40	7009	71	16
340	73	31	512	351	13	4531	33	8	4808	55	10	7009	73	19
341	73	25	527-CA	51	34	4531	47	11	4808	55	14	7010	25	10
343	73	33	527-CA	151	34	4533	19	6	4818	55	6	7010	25	18
344	73	23	527-CA	251	34	4533	21	8	4818	71	31	7010	39	10
380A	51	6	527-CA	351	34	4533	27	8	4821	7	42	7010	39	33
380A	151	6	527ACA	51	35	4533	29	7	4904	53	9	7011	9	6
380A	251	6	527ACA	151	35	4533	31	7	4906	71	33	7012	17	16
380A	351	6	527ACA	251	35	4533	31	20	4911	73	24	7012	69	48
381-CA	51	9	527ACA	351	35	4533	33	15	5029	69	35	7013	39	34
381-CA	151	9	1202	69	57	4533	33	17	5030	57	6	7013	39	37
381-CA	251	9	1202	85	18	4533	37	25	5030	57	18	7013	41	18
381-CA	351	9	1206	59	32	4533	39	13	5030	59	6	7013	43	22
382-CA	51	11	1206	65	26	4533	41	5	5030	65	35	7013	45	10
382-CA	151	11	1206	69	7	4533	57	8	5030	67	6	7013	55	21
382-CA	251	11	1206	69	15	4534	39	7	5030	67	25	7013	57	10
382-CA	351	11	1206	81	35	4534	43	11	5030	71	3	7013	57	25
383-CA	51	19	1206	83	31	4535	5	24	5030	71	14	7013	61	12
383-CA	151	19	1216	73	5	4535	37	8	5030	73	17	7013	63	12
383-CA	251	19	1227	41	22	4535	37	9	5030	75	12	7013	71	6
383-CA	351	19	1231	57	4	4538	19	4	5030	81	6	7013	73	9
384	51	22	1231	67	4	4538	21	4	5030	83	4	7017	5	26
384	151	22	1231	67	23	4538	37	3	5053	59	14	7017	5	28
384	251	22	1231	79	9	4538	41	7	5053	65	8	7017	13	7
384	351	22	1333	59	3	4541	9	8	5053	81	17	7017	13	13
386	51	39	1333	75	8	4541	9	26	5053	83	13	7017	13	16
386	151	39	1333	81	3	4543	5	19	5053	85	8	7017	35	13
386	251	39	1457-1	69	33	4543	7	4	5057	59	25	7018	5	30
386	351	39	2430	65	22	4543	7	7	5057	65	19	7018	7	13
403-9S	71	23	2430	83	27	4543	13	5	5057	81	28	7018	7	38
404	71	25	2905	59	29	4543	13	9	5057	83	24	7018	11	12
405	71	29	2905	65	23	4543	15	3	5060	45	3	7018	11	17
406	71	24	2905	81	32	4543	19	9	5082A	11	7	7018	37	38
407	71	27	2905	83	28	4543	21	9	5082A	61	7	7018	45	16
408	71	28	2906	59	17	4543	39	24	5082A	63	7	7019	5	14
409	71	30	2906	65	11	4543	43	18	5082A	67	14	7019	5	32
410-JA	71	32	2906	81	20	4543	47	20	5082A	69	22	7019	7	27
413	71	22	2906	83	16	4543	47	26	5082A	77	7	7019	9	10
467	73	32	2906	85	11	4543	47	40	5082A	79	19	7019	17	6
468	73	34	3044	11	19	4545	21	20	5088	59	22	7019	25	4
486-9C	51		3044	59	12	4545	27	25	5088	65	18	7019	25	7
486-9C	151		3044	65	6	4545	29	23	5088	81	25	7019	25	8
486-9C	251		3044	81	15	4546	19	20	5088	83	21	7019	25	16
486-9C	351		3044	83	11	4546	21	24	5088	85	16	7019	25	24
486A9C	51		3044	85	6	4547	41	9	5089	43	28	7019	25	27
486A9C	151		3150	57	33	4554	23	2	5089	57	38	7019	25	29
486A9C	251		3153	57	16	4554	23	7	5138B	47	9	7019	25	31
486A9C	351		3153	71	12	4554	23	11	5157	59	27	7019	35	2
486B9C	51		3153	73	15	4554	23	16	5157	61	16	7019	41	30
486B9C	151		4009-HC	11	15	4554	23	20	5157	65	21	7019	41	32
486B9C	251		4012	51	23	4554	35	19	5157	81	30	7019	41	35
486B9C	351		4012	51	26	4572	9	13	5157	83	26	7019	43	37
486C9C	51		4012	51	32	4573	39	46	5184	59	10	7019	47	31
486C9C	151		4012	71	26	4574	5	23	5184	65	4	7019	49	22
486C9C	251		4012	151	23	4575	53	5	5184	81	13	7020	5	33
486C9C	351		4012	151	26	4575	55	8	5184	83	9	7020	7	40
502-CA	51	15	4012	151	32	4575	55	12	5184	85	4	7020	9	23
502-CA	151	15	4012	251	23	4803	51	8	5210	69	55	7020	9	32
502-CA	251	15	4012	251	26	4803	51	21	5299	59	35	7020	43	5
502-CA	351	15	4012	251	32	4803	51	24	5299	65	29	7020	43	14
503-CA	51	1	4012	351	23	4803	51	27	5299	81	38	7020	49	8
503-CA	151	1	4012	351	26	4803	51	33	5299	83	34	7020	49	11
503-CA	251	1	4012	351	32	4803	151	8	5328	69	13	7020	59	18
503-CA	351	1	4014	51	20	4803	151	21	5363	59	28	7020	65	12
504-CA	51	16	4014	151	20	4803	151	24	5363	81	31	7020	81	21
504-CA	151	16	4014	251	20	4803	151	27	5409	57	13	7020	83	17

INDEX

PART NO.	PAGE	NO. REF.	PART NO.	PAGE	NO. REF.	PART NO.	PAGE	NO. REF.	PART NO.	PAGE	NO. REF.	PART NO.	PAGE	NO. REF.
7020	85	12	7166	61	18	201191	65	5	208450-UA	11	4	210684	65	10
7021	5	17	7166	63	15	201191	81	14	208450-UA	61	4	210684	81	19
7021	5	34	7167	35	8	201191	83	10	208450-UA	63	4	210684	83	15
7021	37	32	7168	31	15	201191	85	5	208450-UA	67	11	210684	85	10
7021	41	16	7168	33	25	201211C01	65	27	208450-UA	77	4	210685	59	7
7021	45	13	7169	31	18	201211C01	83	32	208450-UA	79	16	210685	65	1
7021	45	32	7169	33	29	201233A	85	21	208531	57	17	210685	81	10
7021	47	5	7170	25	2	201252	7	12	208531	73	16	210685	83	6
7021	49	17	7170	25	22	201252	51	7	208532	71	13	210685	85	1
7021	69	17	7171	43	34	201252	59	19	208549	43	17	210686	85	14
7022	5	2	7172	7	23	201252	65	13	208735	75	7	210687	85	15
7022	27	3	7173	41	38	201252	81	22	208773A	43	30	210689	59	26
7022	29	3	7174	27	11	201252	83	18	208949	33	12	210689	65	20
7022	31	3	7174	29	10	201252	85	13	208958-B	57	11	210689	83	25
7022	69	3	7174	31	10	201252	151	7	208958-B	61	13	210690	59	21
7022	69	46	7175	43	6	201252	251	7	208958-B	63	13	210690	65	15
7023	7	41	7176	5	12	201252	351	7	208958-B	71	7	210690	83	20
7023	19	2	7180	7	19	202175	47	18	208958-B	73	10	210690A	81	24
7023	21	2	7180	73	2	202175	47	24	208994	73	4	210691	65	14
7023	27	2	7185	21	16	202175	47	32	208997	73	6	210691	83	19
7023	29	2	7191	69	5	202175	49	13	209200	73	3	210692	65	25
7023	31	2	7192	47	35	202176	21	19	210044	5	27	210692	83	30
7023	41	2	7213	41	26	202176	27	24	210056	9	19	210756	41	19
7023	41	25	7236	55	4	202176	29	22	210057	9	20	210757	41	20
7023	45	37	7237	55	3	202177	19	16	210122	27	15	210758	41	23
7025	7	11	7238	39	18	202199	45	20	210122	29	14	210766	49	20
7033	27	38	7259	25	12	202199	45	24	210129	37	6	210766	49	25
7033	29	34	7259	25	33	202199	45	28	210130	37	7	210940	69	20
7035	19	24	8421	27	39	202287A	47	10	210193	47	3	210944	69	23
7035	21	28	8421	29	35	202433	69	39	210194	3	7	210945	69	12
7038	37	14	137108	35	9	202451	43	19	210214	45	36	210946	69	14
7039	27	37	137142	59	30	202522	37	23	210214	49	18	210947	69	6
7039	29	33	137142	65	24	202522	69	29	210214	49	23	210955	69	34
7041	13	25	137142	81	33	202526	7	50	210307	7	5	210961	69	47
7041	15	18	137142	83	29	202577	19	11	210307	7	33	210962	69	54
7041	27	5	137906	69	49	202577	21	11	210307	35	7	211267	75	6
7041	29	5	167066	55	22	202588	71	20	210307	75	4	211301	37	36
7041	31	5	167066	59	23	202700	55	5	210319	11	5	211388	35	10
7044	5	8	167066	65	17	202849	11	14	210319	61	5	211526	9	17
7044	9	31	167066	69	58	202875	7	30	210319	63	5	211528	9	22
7054	27	30	167066	81	26	202875	17	4	210319	67	12	211600	57	5
7054	29	28	167066	83	22	202875	61	15	210319	77	5	211600	59	5
7055	31	17	167066	85	17	204052A	33	23	210319	79	17	211600	67	5
7055	33	27	167066	85	19	204091	69	21	210337A	61	24	211600	67	24
7056	33	5	179009-05	19	22	204185	37	29	210337A	63	18	211600	71	2
7056	33	20	179009-05	21	26	204185	47	30	210510	47	4	211600	75	11
7056	39	27	179107-05	5	5	204185	47	39	210529-9U	11	1	211600	81	5
7058	37	22	179129-05	27	28	204293	9	28	210530-9U	11	9	211618	45	2
7059	37	35	179129-05	29	26	204466	49	19	210530A9U	61	1	211885	69	56
7060	43	2	179130-05	27	29	204466	49	24	210530A9U	63	1	211915	57	35
7062	7	29	179130-05	29	27	204667	85	20	210530A9U	67	8	211916	57	36
7062	13	23	179136-01	27	22	204888	69	10	210530A9U	77	1	211917	57	37
7062	13	26	179136-01	29	20	205015	33	2	210530A9U	79	13	211918	57	32
7062	15	16	179137-05	27	23	205061	39	2	210531-9U	61	9	211919	57	31
7062	15	19	179137-05	29	21	205361	65	18	210531-9U	63	9	211920	57	34
7066	7	32	179160-05	33	4	205361	83	23	210531-9U	67	16	211941A	77	11
7066	35	6	179160-05	33	19	205467	53	4	210531-9U	77	9	211941A	79	23
7066	75	3	179160-05	39	26	205835	65	28	210531-9U	79	21	211994	59	2
7077	7	21	179202-25	37	34	205835	83	33	210533	37	43	211994	81	2
7082	13	2	179341-15	41	24	205835A	59	34	210584	65	34	212265	59	20
7082	15	5	179483-05	53	2	205835A	81	37	210584	83	3	212266	59	24
7082	15	9	179483-05	55	2	206115	35	4	210585	65	36	212266	81	27
7084	7	35	179498-92	35	18	206225	69	32	210585	83	5	212267	59	31
7099	69	38	179712-05	41	14	206233	45	14	210586A	27	18	212267	81	34
7102	51	12	179713-05	41	15	206336	53	3	210586A	29	16	212268A01	59	33
7102	151	12	179765-15	69	42	207045	69	30	210586A	31	13	212268A01	81	36
7102	251	12	200098	69	52	208173	3	10	210679	7	45	212435	69	36
7102	351	12	200136	45	18	208173	39	3	210679	7	47	212436	69	37
7110	39	40	200136	45	22	208235	19	10	210679	7	49	212498	57	14
7110	39	42	200136	45	26	208235	21	10	210680	59	8	212498	71	10
7114	25	20	200155	49	15	208447-UA	11	2	210680	65	2	212498	73	13
7119	23	4	200555	37	20	208447-UA	61	2	210680	81	11	212499-B	57	12
7119	23	9	200555	37	42	208447-UA	63	2	210680	83	7	212499-B	71	8
7120	23	13	201002	3	6	208447-UA	67	9	210680	85	2	212499-B	73	11
7120	23	18	201022	19	21	208447-UA	69	18	210681	59	9	212978-91	45	5
7120	23	22	201022	21	25	208447-UA	77	2	210681	65	3	212981	45	6
7150	19	13	201022	39	21	208447-UA	79	14	210681	81	12	212987	9	16
7150	21	13	201037	11	8	208448	11	3	210681	83	8	213578	45	8
7150	27	21	201068	61	10	208448	61	3	210681	85	3	213579	45	9
7150	29	19	201068	63	10	208448	63	3	210682	59	13	230043	47	2
7151	9	4	201068	67	17	208448	67	10	210682	65	7	230047A	7	48
7151	61	30	201068	77	10	208448	69	19	210682	81	16	240012	37	4
7151	63	24	201068	79	22	208448	77	3	210682	83	12	240020	45	31
7160	69	9	201086	11	10	208448	79	15	210682	85	7	240038	47	19
7161	37	27	201086A	61	8	208449	11	6	210683	59	15	240039	33	6
7163	13	19	201086A	63	8	208449	61	6	210683	65	9	240039	33	21
7163	15	12	201086A	67	15	208449	63	6	210683	81	18	240039	39	28
7164	69	43	201086A	77	8	208449	67	13	210683	83	14	240043	5	18
7165	25	14	201086A	79	20	208449	77	6	210683	85	9	240062	33	9
7165	25	35	201191	59	11	208449	79	18	210684	59	16	240062	39	16

INDEX

PART NO.	PAGE	NO. REF.	PART NO.	PAGE	NO. REF.	PART NO.	PAGE	NO. REF.	PART NO.	PAGE	NO. REF.	PART NO.	PAGE	NO. REF.
240097	47	25	270023	7	36	271505-92	29	18	274011-91	43	29	275030A	61	26
240102	27	17	270024-UB	5	10	271506-91	27	26	274014	43	31	275030A	63	20
240104	53	12	270024-9U	5	9	271507	27	27	274015	43	32	275031	35	1
240104	55	18	270025	5	13	271510	27	32	274016	43	33	275032	35	3
240104	69	44	270026	7	39	271510A	27	33	274017	43	35	275033	35	5
240110	5	6	270028	5	31	271510B	27	34	274018-92B	43	21	275034	35	11
240135	45	25	270030-UB	7	9	271510C	29	30	274019	43	27	275035	35	12
240222	25	13	270030-UB	7	51	271511	27	36	274020	43	24	275036	35	14
240222	25	34	270031-UB	7	10	271511A	29	32	274021-92	57	24	275037	35	20
240235-92	41	8	270032	7	28	271512-92	29	6	274022	57	19	275038	35	21
240299	3	9	270033	7	52	271513-91	29	24	274022	71	15	275039	35	16
240301	5	20	270034	7	31	271514	29	25	274022	73	18	275040	11	18
240302	61	27	270035	7	1	271517-91	27	19	274023	57	26	275041	11	16
240302	63	22	270035B	69	53	271518-91	29	17	274024	61	17	275042	13	4
240302	67	18	270037	7	2	272000-92	31	6	274024	63	14	275044	13	22
240302	77	12	270037C	79	1	272001-92	31	16	274025	57	28	275047	17	2
240303	7	6	270037C	81	7	272500	37	1	274025	71	4	275049	13	24
240303	39	23	270037D	79	3	272501	37	5	274025	71	21	275051A	15	8
240304	53	6	270042	7	3	272501A	77	14	274026	57	21	275052	13	12
240304	55	9	270043	7	22	272502	37	15	274026	71	17	275054	17	15
240304	55	13	270044	7	24	272503	37	13	274026	73	20	275055	17	11
240305	5	4	270045	7	25	272504-91	37	12	274027	61	21	275056	17	13
240305	5	11	270046	7	37	272506-91	37	10	274027	63	16	275057	13	15
240305	7	8	270047	3	13	272509	37	16	274028	57	15	275500	49	1
240305	7	15	270048	7	16	272510-91	39	5	274028	71	11	275501	49	2
240305	25	5	270049	7	18	272511	39	6	274028	73	14	275502	49	6
240305	25	25	270052	7	43	272512	39	8	274033	43	23	275503	49	3
240306	9	18	270053	7	44	272513	39	9	274034	61	19	275504	49	9
240307	45	17	270055-9S	3	3	272514-92	39	12	274039	43	38	275505	49	10
240308	19	8	270055A9S	3	4	272515	39	14	274040	43	39	275506	49	16
240308	21	8	270500A	9	1	272516	39	1	274500	47	8	275507	49	7
240310	19	25	270500B	9	2	272517	33	18	274501	47	13	275508	49	4
240310	21	29	270500C	61	28	272517	39	25	274502	47	1	275509	49	21
240311	31	12	270502	9	5	272518	39	11	274503-91	47	7	275511	75	5
240311	39	4	270503	9	7	272519	39	39	274504	47	14	275512	73	1
240312	27	16	270504-UD	9	25	272520	39	41	274505-91	45	1	275514-91	69	1
240312	29	15	270505	9	24	272521	39	44	274506	45	4	275515	69	2
240314	37	18	270507-91	9	12	272522	39	45	274508	45	7	275516	69	8
240315	37	17	270508	9	9	272523	39	43	274509	45	12	275517-92	69	16
240317	37	19	270509	9	30	272524	39	38	274510	45	15	275518	69	24
240318	39	19	270510	9	29	272525	39	17	274511	45	35	275520	69	26
240319	39	20	270512A	9	3	272526	39	22	274512	45	30	275521	69	28
240320	69	27	270512B	61	29	272527	39	29	274513	47	23	275522	69	41
240321	37	33	271000-92	19	1	272528	39	35	274514	47	17	275523	69	45
240322	37	41	271000-92	21	1	272528A	77	13	274515-91	45	34	275524	69	50
240323	69	31	271001	19	3	272529	37	21	274516-91	47	22	275525	69	51
240324	41	33	271001	21	3	272530A92	37	24	274517-91	47	21	275528	57	23
240325	3	8	271001	37	2	272532	37	26	274517A91	47	18	275528	63	21
240326	13	20	271001	41	6	272533A	37	28	274518	47	28	275529-91	81	23
240326	15	13	271002-92	19	5	272534	37	30	274522	47	29	275530	81	29
240327	45	21	271002-92	21	5	272535	37	31	274523-91	47	27	275540	27	13
240328	45	19	271003	19	7	272538A	37	40	274529	47	33	275540	29	12
240328	45	23	271003	21	7	272539A	37	44	274530	47	34	275541	27	14
240328	45	27	271004-92	19	12	273000-92	41	1	274551-91	47	36	275541	29	13
240328	45	39	271005-91T	19	17	273001-92	41	3	274552-91	47	37	275542-91	75	1
240331	49	14	271006-T	19	18	273002-92	41	4	274556	47	38	275546	49	5
240332	69	4	271007	19	19	273003	41	10	275000	11	11	276001	53	1
240333	3	5	271008-T	19	15	273004	41	11	275001	11	13	276001	55	1
240334	45	29	271009-92	19	23	273006	41	13	275004	17	1	276002-UA	53	7
240335	9	15	271009-92	21	27	273007	41	34	275005	17	5	276002-UA	55	19
240337	33	28	271010	25	3	273008	41	28	275006	17	7	276003-UA	53	8
240338	27	10	271010	25	23	273008A	67	19	275007	17	9	276003-UA	55	20
240338	29	9	271010A	79	2	273008A	77	15	275008	17	10	276004	53	10
240338	31	9	271010A	81	8	273008B	79	12	275009	17	14	276012	55	7
240339	47	12	271011	25	6	273008B	81	9	275010	17	12	276013	55	11
240340	9	11	271011	25	26	273009	41	29	275011	13	17	276014	55	16
240340	9	21	271012	25	28	273009A	61	25	275011	15	10	277108	61	14
240343	7	14	271013	25	19	273009A	63	19	275012	13	18	277126	57	3
240347	61	23	271014-92	57	7	273010	41	31	275012	15	11	277126	67	3
245510	75	2	271015-92	21	12	273012	41	37	275013	15	2	277126	67	22
250233	7	46	271016	21	14	273500	33	1	275013A	15	1	277126	79	8
252515	33	11	271017	21	15	273501	33	3	275015	15	4	277128	67	7
252658	37	37	271018-91	21	21	273502	33	7	275016	15	14	277500C	63	23
270001-9S	3	1	271019	21	23	273504	33	13	275017	15	15	300248	41	27
270001A9S	3	2	271020	21	22	273505-92	33	14	275017A	15	17	300248	57	39
270008-91	3	11	271021	21	18	273506	33	22	275018	15	6	303067	27	12
270010-UD	5	7	271022-91	19	14	273509-92	33	16	275018A	15	7	303067	29	11
270010AUD	5	36	271023-91	21	17	273510-92	33	26	275019A	23	12	303067	31	11
270011-UD	5	15	271500-92	27	1	273511-92	31	19	275019B	23	17	303067	33	10
270012	5	29	271500-92	31	1	274000-B	43	16	275019C	23	21	303067	73	27
270013	5	35	271500A92	29	1	274001	43	15	275021	13	1	303312A	65	30
270013A	73	7	271501	27	4	274002	43	13	275022	13	8	303312A	83	35
270014	5	16	271501	29	4	274003-92	43	10	275024	13	3	303313	65	31
270015	7	20	271501	31	4	274004	43	9	275026	13	6	303313	83	36
270017	5	25	271502-92	27	6	274005	43	12	275027	13	21	303448	37	39
270018	5	21	271503-92	27	7	274006	43	8	275028	13	14	303448	45	33
270019	7	26	271504	27	9	274007	43	1	275029	13	10	303448	45	38
270020-SD	5	1	271504	29	8	274008	43	3	275029A	13	11	303448	47	6
270021	5	3	271504	31	8	274009	43	4	275030	23	3	303448	49	12
270022	7	34	271505-92	27	20	274010	43	36	275030	23	8	308036	41	12
												308085	79	5
												308093	79	4

■PEGASUS
SEWING MACHINE MFG.
CO., LTD.®

Cat. No.9605△ December, 1993
©1993 PEGASUS SEWING MACHINE MFG. CO., LTD.

First edition ; issued in January 1991 初 版(1991年1 月発行)
Second edition ; issued in December 1992 第二版(1992年12月発行)
Third edition ; issued in December 1993 第三版(1993年12月発行)