

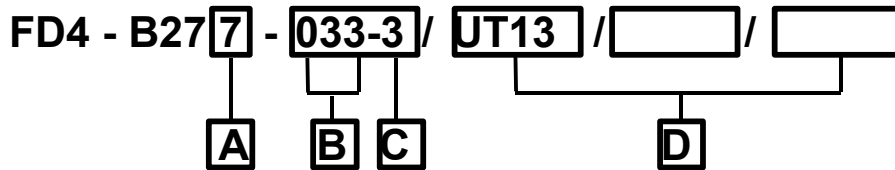
# FD4-B276 B277

Flat bed bottom covering sitcher  
with thread trimmer

Flat bed top and bottom covering stitcher  
with thread trimmer



## Specifications















A	Model
6	Bottom covering stitcher
7	Top and bottom covering stitcher






B	Specifications
011	Plain stitching
033	Covering
051	Hem stitching (The guide on the front cover)

C	No. of needles / Needle gauge
1	2 needles 3.2 mm
2	2 needles 4.0 mm
3	2 needles 4.8 mm
4	2 needles 5.6 mm
5	2 needles 6.4 mm
6	3 needles 4.8 mm
7	3 needles 5.6 mm
8	3 needles 6.4 mm

D							
Device No.	Applicable model	Device					
		Solenoid thread trimmer	Solenoid wiper	Solenoid top covering thread trimmer	Solenoid presser foot lifter	Pneumatic thread trimmer	Pneumatic presser foot lifter
UT11	B276 · B277	○	-	-	-	-	-
UT12	B276	○	○	-	-	-	-
UT13	B276 · B277	○	-	-	○	-	-
UT14	B276	○	○	-	○	-	-
UT32	B277	○	-	○	-	-	-
UT34	B277	○	-	○	○	-	-
UT21	B276 · B277	-	-	-	-	○	-
UT22	B276	-	○	-	-	○	-
UT23	B276 · B277	-	-	-	-	○	○
UT24	B276	-	○	-	-	○	○
UT42	B277	-	-	○	-	○	-
UT44	B277	-	-	○	-	○	○

## Specifications

Sub-class	Application	2-Needle		3-Needle			
		Gauge No.	Stitch pattern		Gauge No.	Stitch pattern	
			B276	B277		B276	B277
-011	Plain stitching	-1			-6 -7 -8		
		-2					
		-3					
		-4					
		-5					
-033	Covering	-3			-6 -7 -8		
		-4					
		-5					
-051	Hem stitching	-1			-6 -7 -8		
		-2					
		-3					
		-4					
		-5					

 Needle size	 Stitch length (mm)	 Differential feed ratio (mm)	 Height of presser foot (mm)		 Max. speed (rpm)	
			B276	B277	B276	B277
UYX128 #70 (#65 - #90)	3.6	0.7 - 1.8	7.0	5.0	6,500	6,000
UYX128 #70 (#65 - #90)	3.6	0.7 - 1.8	7.0	5.0	6,500	6,000
UYX128 #70 (#65 - #90)	3.6	0.7 - 1.8	7.0	5.0	6,500	6,000

### Gauge No.

Gauge No.	No. of needles	No. of threads	Gauge (mm)
-1	2	3 or 4	3.2
-2	2	3 or 4	4.0
-3	2	3 or 4	4.8
-4	2	3 or 4	5.6
-5	2	3 or 4	6.4
-6	3	4 or 5	4.8
-7	3	4 or 5	5.6
-8	3	4 or 5	6.4

## Optional device Thread wiper set

Solenoid type

Part name	Part code	Q'ty
Thread wiper set, A	183821-201	1

Air type

Part name	Part code	Q'ty
Thread wiper set	S28896-001	1

## Presser foot lifter set

Solenoid type

Part name	Part code	Q'ty
Solenoid presser foot lifter set (A)	183795-401	1

\* With the knee switch

Solenoid type

Part name	Part code	Q'ty
Solenoid presser foot lifter set (B)	183796-401	1

\* Without the knee switch

Air type

Part name	Part code	Q'ty
Pneumatic presser foot lifter set	S28904-001	1

\* Without the knee switch

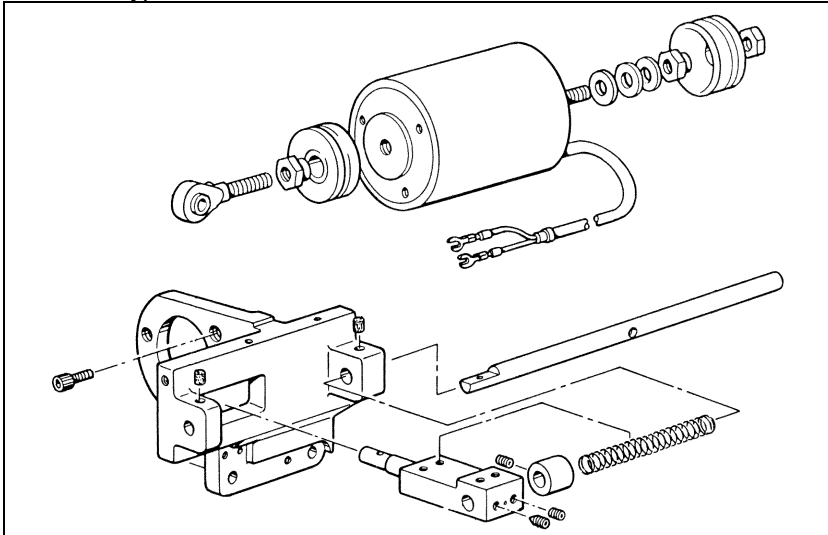
## Solenoid upper thread trimmer set

Part name	Part code	Q'ty
Upper thread trimmer set	S28915-001	1

\* With the face plate exclusively for this set.

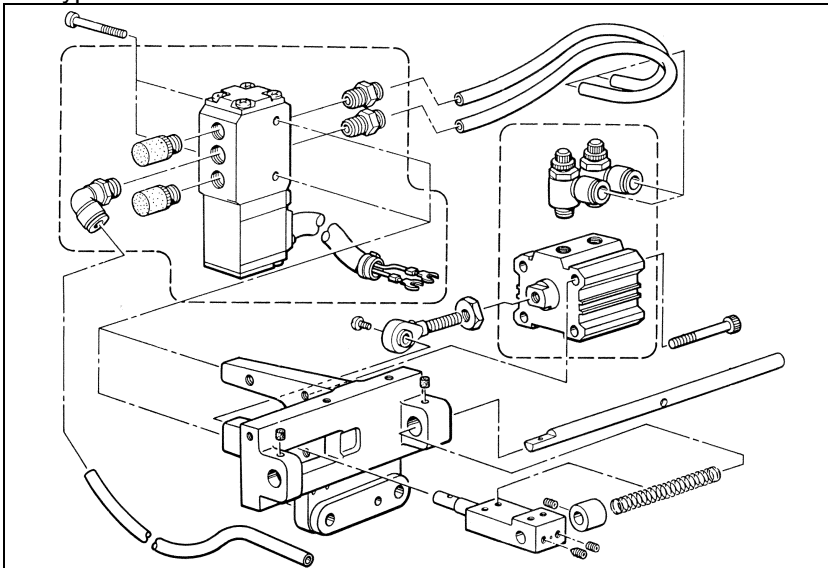
## Thread trimmer set

Solenoid type



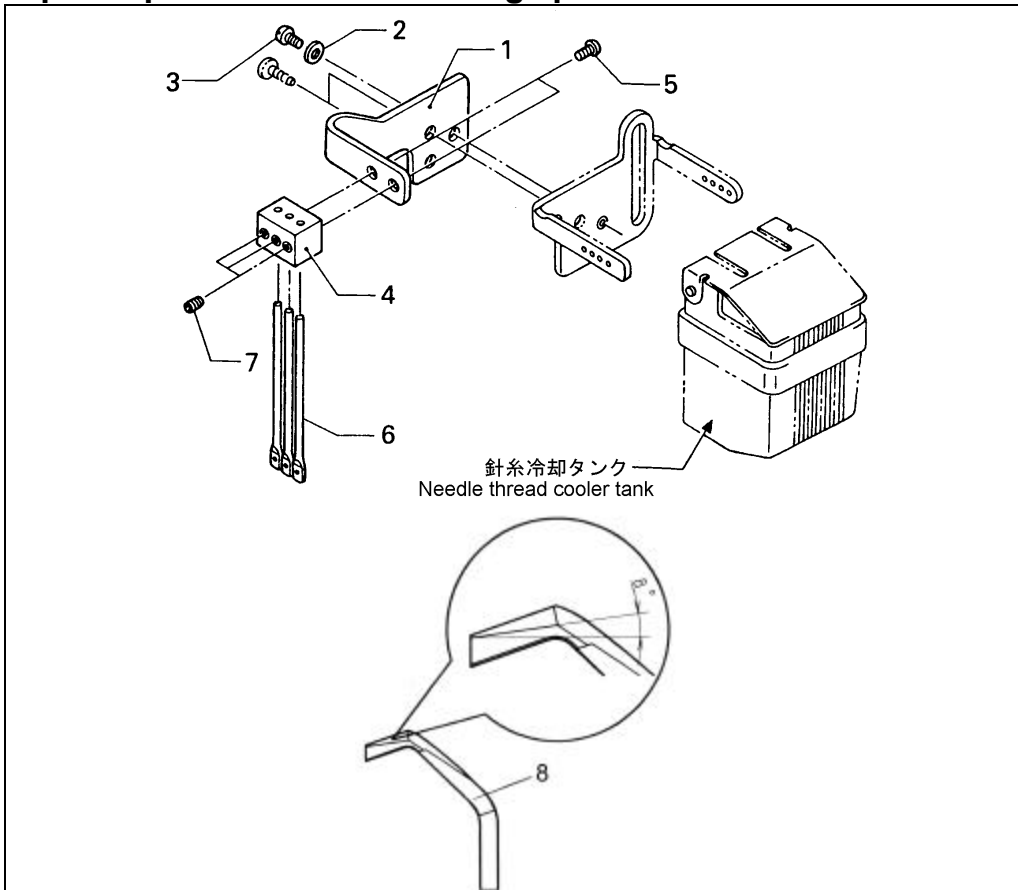
Part name	Part code	Q'ty
Solenoid thread trimmer set	S28906-001	1

Air type



Part name	Part code	Q'ty
Pneumatic thread trimmer set	S28908-001	1

## Special parts to use when using spun thread or cotton thread



Ref. No.	Part name	Part code	Q'ty
1	Guide base	S28941-001	1
2	Washer	105161-004	1
3	Screw, pan SM3.57-40 × 6	062670-612	1
4	Thread guide (M) holder	S28942-001	1
5	Screw, pan SM3.18-40 × 5	062660-512	2
6	Thread guide (M)	S28943-001	3
7	Set screw, socket (CP) SM3.18	146427-001	3
8	Needle guard, BH	S28945-001	1
----	Instruction manual	192271-032	1

\* If there is a big difference among right, center, and left needle thread loop size, this thread guide (separate type) is effective in preventing stitch skipping.

\* This needle guard, BH is effective in preventing stitch skipping caused by unwanted left needle backward movement.

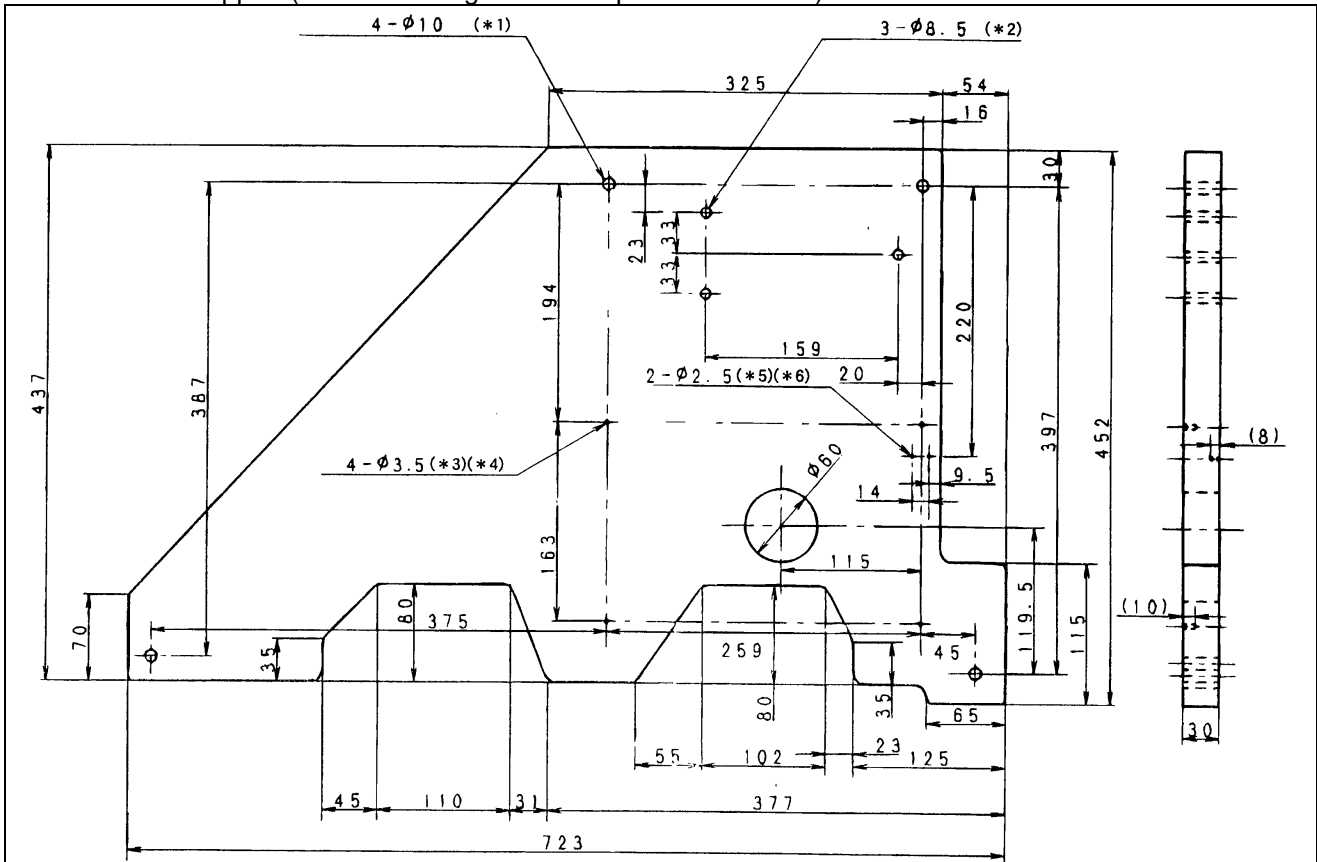
\* For attaching the parts listed above, refer to the instruction manual also listed above.

## Processing the work table

\* This sewing machine is a fully-submerged type. Refer to the diagram below to prepare the work table and the machine head support. Furthermore, if processing a folding-type work table, you will need parts which are sold separately. (Refer to page 10.)

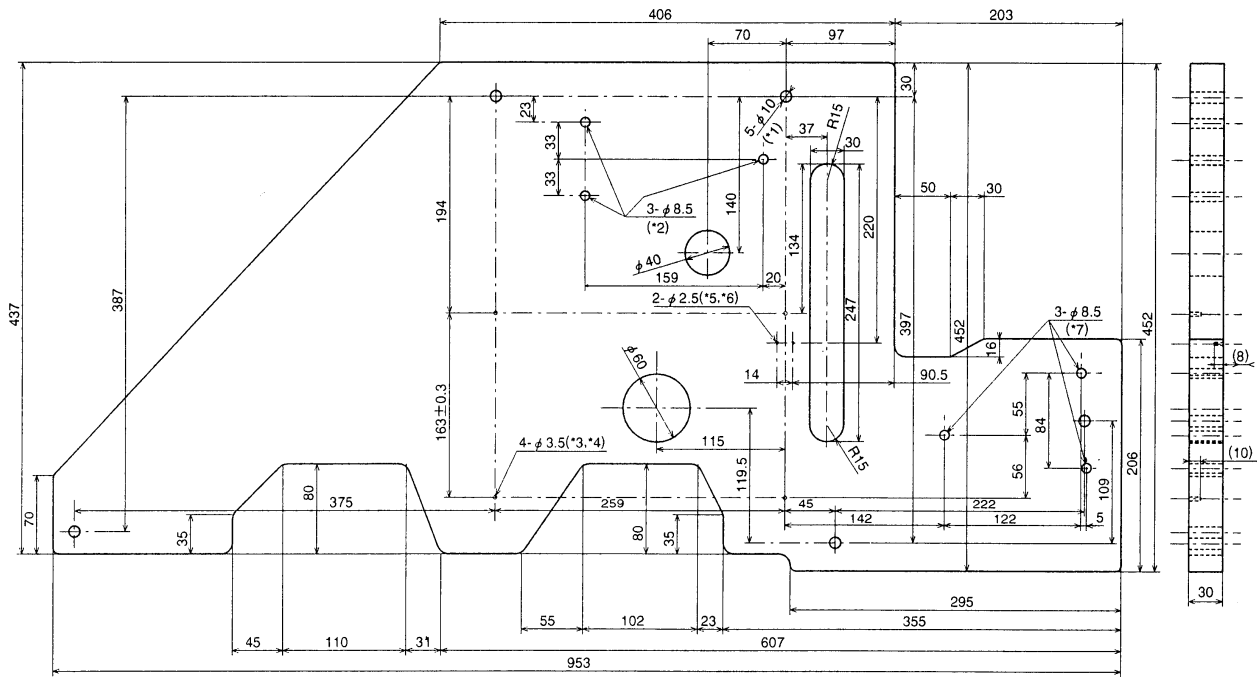
\* The top of the table should be 40 mm in thickness and should be strong enough to hold the weight and withstand the vibration of the sewing machine.

Machine head support (when not using a solenoid presser foot lifter)



- \*1 Machine head support connection positions
- \*2 Motor mounting holes
- \*3 Depth 10
- \*4 Machine head support plate mounting holes
- \*5 Depth 8
- \*6 Chain guide mounting hole

Machine head support (When using a solenoid presser foot lifter)



- \*1 Machine head support connection positions
- \*2 Motor mounting holes
- \*3 Depth 10
- \*4 Machine head support plate mounting holes
- \*5 Depth 8
- \*6 Chain guide mounting hole
- \*7 Solenoid-type presser foot lifter mounting holes

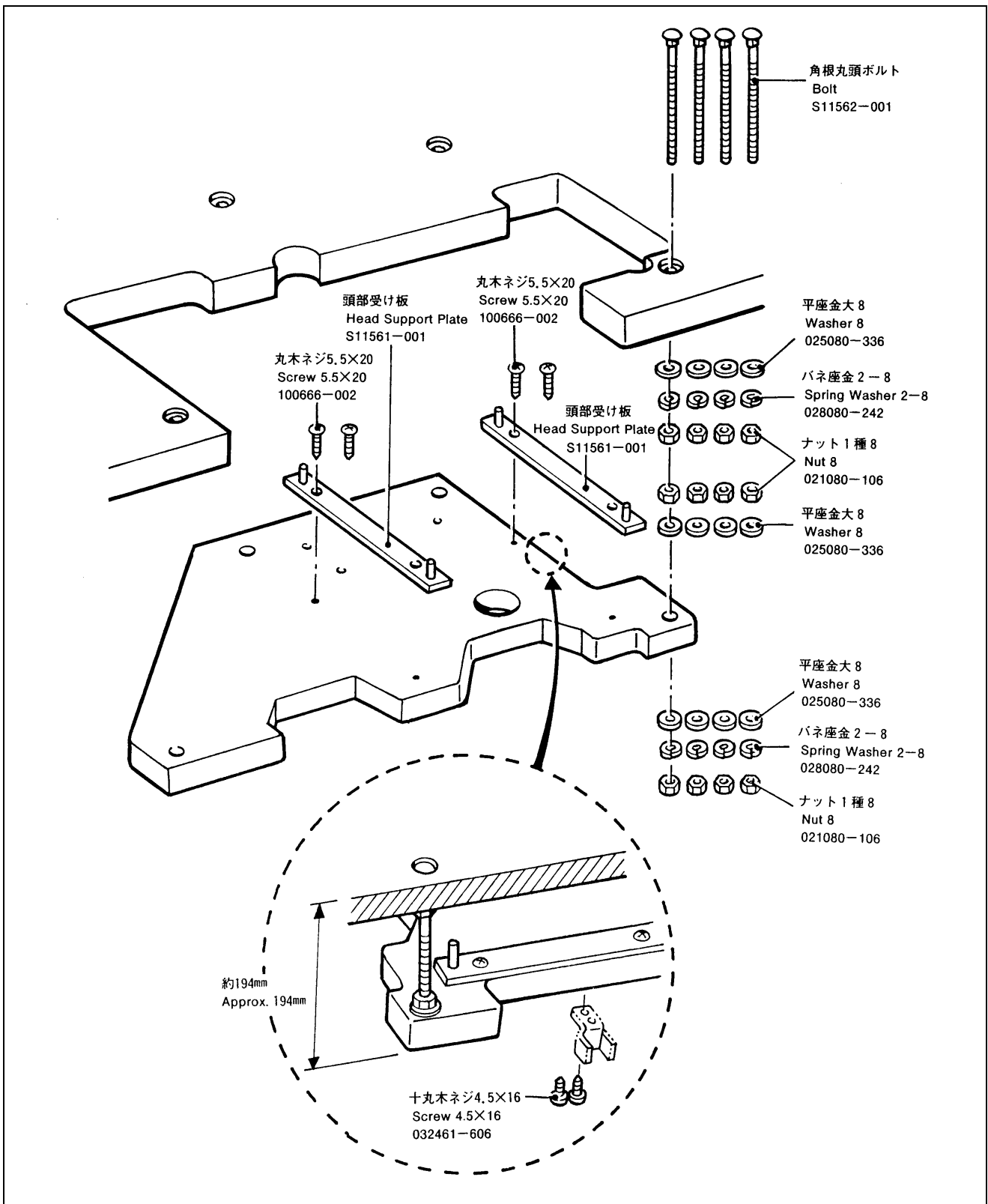




Setting up the full-submerged table

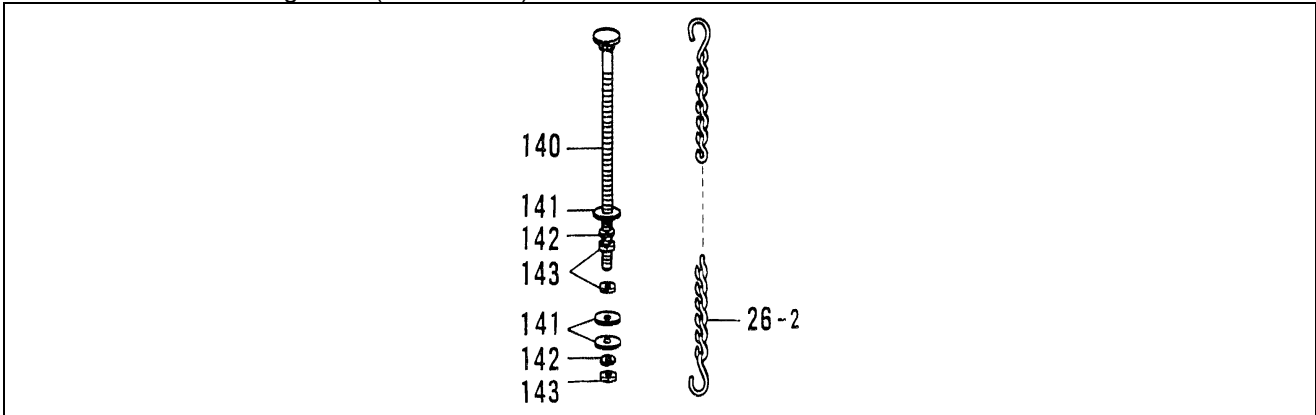
\* Use the nuts to adjust the height of the machine head.

	Part name	Part code	Q'ty
Full submerged set		S11560-001	1






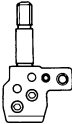
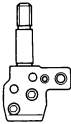


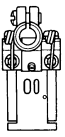
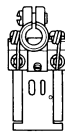

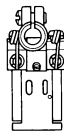
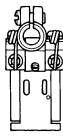
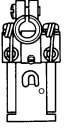

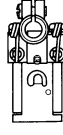
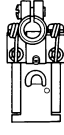
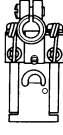
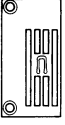

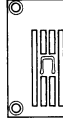


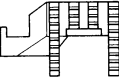
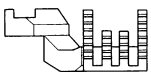
\* The above parts can be supplied individually.

\* When using the solenoid presser foot lifter with the fully-submerged table, the parts listed below are necessary as well as the full submerged set (S11560-001).








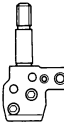
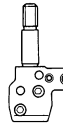
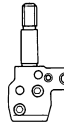
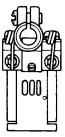
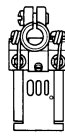
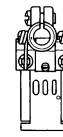
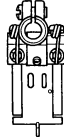
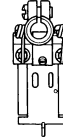
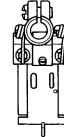


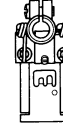
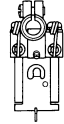
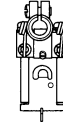

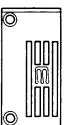


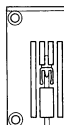
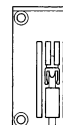
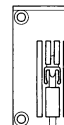
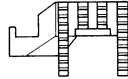
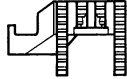
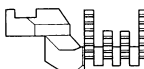



Ref. No.	Part name	Part code	Q'ty
26-2	Chain assy	S21942-001	1
140	Bolt	S11562-001	1
141	Washer, plain L8	025080-336	3
142	Washer, spring 2-8	028080-242	2
143	Nut, 1 M8	021080-106	3


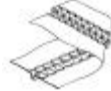



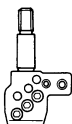

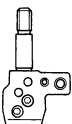
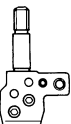
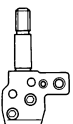
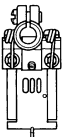
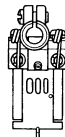
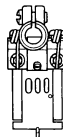
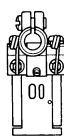

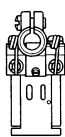
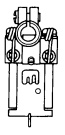
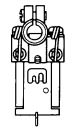
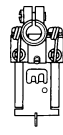

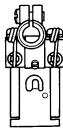
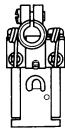
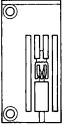
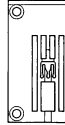




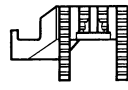
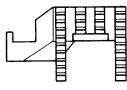
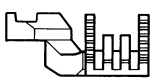
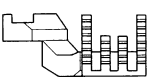
## Gauge parts list

Model	B276 B277	B276 B277	B276 B277	B276 B277	B276 B277	
Specifications	011-1	011-2	011-3	011-4	011-5	
Label	S08678-001	S08678-002	S08678-003	S08678-004	S08678-005	
Application	Plain stitching		B276 	B277 		
No. of needles	2	2	2	2	2	
Needle gauge (mm)	3.2	4.0	4.8	5.6	6.4	
Needle clamp assy	S08699-001 	S08701-001 	S08703-001 	S08705-001 	S08707-001 	
Presser foot assy (B276)	S21832-001 	S21834-001 	S21836-001 	S21838-001 	S21840-001 	
Presser foot assy (B277)	S08779-201 	S08786-201 	S08788-201 	S08790-201 	S08792-201 	
Needle plate	S08717-001 	S08718-001 	S08719-001 	S08720-001 	S08721-001 	
Main feed dog	S08882-001 					
Differential feed dog	S08885-001 					





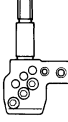
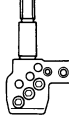
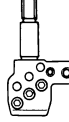
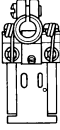

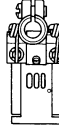
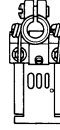




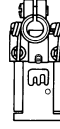






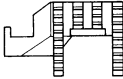
## Gauge parts list

Model	B276 B277	B276 B277	B276 B277	B276 B277	B276 B277	B276 B277	
Specifications	011-6	011-7	011-8	033-3	033-4	033-5	
Label	S08678-006	S08678-007	S08678-008	S08678-064	S08678-065	S08678-066	
Application	Plain stitching	 		Covering			 
No. of needles	3	3	3	2	2	2	
Needle gauge (mm)	4.8	5.6	6.4	4.8	5.6	6.4	
Needle clamp assy	S08709-001 	S08711-001 	S08713-001 	S08703-001 	S08705-001 	S08707-001 	
Presser foot assy (B276)	S21842-001 	S21844-001 	S21846-001 	S21848-001 	S21850-001 	S21852-001 	
Presser foot assy (B277)	S08794-201 	S08796-201 	S08798-201 	S08828-201 	S08830-201 	S08832-201 	
Needle plate	S08722-001 	S08723-001 	S08724-001 	S21823-001 	S21824-001 	S21825-001 	
Main feed dog	S08882-001 			S21860-001 			
Differential feed dog	S08885-001 			S21861-001 			

## Gauge parts list

Model	B276 B277	B276 B277	B276 B277	B276 B277	B276 B277	B276 B277
Specifications	033-6	033-7	033-8	051-1	051-2	051-3
Label	S08678-067	S08678-068	S08678-069	S08678-056	S08678-057	S08678-058
Application	Covering	B276 	B277 	Hem stitching	B276 	B277 
No. of needles	3	3	3	2	2	2
Needle gauge (mm)	4.8	5.6	6.4	3.2	4.0	4.8
Needle clamp assy	S08709-001 	S08711-001 	S08713-001 	S08699-001 	S08701-001 	S08703-001 
Presser foot assy (B276)	S21854-001 	S21856-001 	S21858-001 	S21832-001 	S21834-001 	S21836-001 
Presser foot assy (B277)	S08834-201 	S08836-201 	S08838-201 	S08779-201 	S08786-201 	S08788-201 
Needle plate	S21826-001 	S21827-001 	S21828-001 	S08717-001 	S08718-001 	S08719-001 
Main feed dog	S21860-001 			S08882-001 		
Differential feed dog	S21861-001 			S08885-001 		

## Gauge parts list

Model	B276 B277	B276 B277	B276 B277	B276 B277	B276 B277		
Specifications	051-4	051-5	051-6	051-7	051-8		
Label	S08678-059	S08678-060	S08678-061	S08678-062	S08678-063		
Application	Hem stitching						
No. of needles	2	2	3	3	3		
Needle gauge (mm)	5.6	6.4	4.8	5.6	6.4		
Needle clamp assy	S08705-001 	S08707-001 	S08709-001 	S08711-001 	S08713-001 		
Presser foot assy (B276)	S21838-001 	S21840-001 	S21842-001 	S21844-001 	S21846-001 		
Presser foot assy (B277)	S08790-201 	S08792-201 	S08794-201 	S08796-201 	S08798-201 		
Needle plate	S08720-001 	S08721-001 	S08722-001 	S08723-001 	S08724-001 		
Main feed dog	S08882-001 						
Differential feed dog	S08885-001 